



US00D951585S

(12) **United States Design Patent** (10) **Patent No.:** **US D951,585 S**
Nelson et al. (45) **Date of Patent:** **** May 10, 2022**

(54) **AUTOMATED TRANSACTION MACHINE**
(71) Applicant: **Wincor Nixdorf International GmbH**,
Paderborn (DE)
(72) Inventors: **Donald Nelson**, Akron, OH (US);
Sergio de Oliveira, Massillon, OH
(US); **Frank Bleck**, Paderborn (DE);
Gregor Pollmann, Paderborn (DE)
(73) Assignee: **Wincor Nixdorf International GmbH**,
Paderborn (DE)
(**) Term: **15 Years**
(21) Appl. No.: **29/721,666**
(22) Filed: **Jan. 22, 2020**
(51) **LOC (13) Cl.** **99-00**
(52) **U.S. Cl.**
USPC **D99/28**
(58) **Field of Classification Search**
USPC D99/28, 34, 35, 36, 43, 99;
D14/300-302, 305, 307, 900-902;
D18/3.1-3.3, 4.1-4.6, 12.1-12.3;
D21/324, 325, 329, 369, 370; 101/66;
109/1 R, 1 V, 2, 23, 24.1, 25, 58, 58.5,
109/66; 446/8-13; 705/16, 17, 18, 42,
705/43, 44, 45; 235/51, 379, 380, 381,
235/382, 382.5, 386; 206/0.8, 0.81,
206/0.815, 0.82, 0.84
CPC .. G06Q 20/10; G06Q 20/108; G06Q 20/1085;
G06Q 20/18; G07D 1/00; G07D 1/02;
G07D 1/04; G07D 1/06; G07D 11/00;
G07D 9/002; G07D 9/04; G07F 19/20;
G07F 19/201; G07F 19/202; G07F
19/203; G07F 19/204; G07F 19/105;
G07F 19/21; G07F 19/00; G07F 7/04;
G07F 5/00; G07F

(Continued)

(56) **References Cited**
U.S. PATENT DOCUMENTS
D238,429 S * 1/1976 Hermann D99/28
D264,764 S * 6/1982 Freijd D99/28
(Continued)

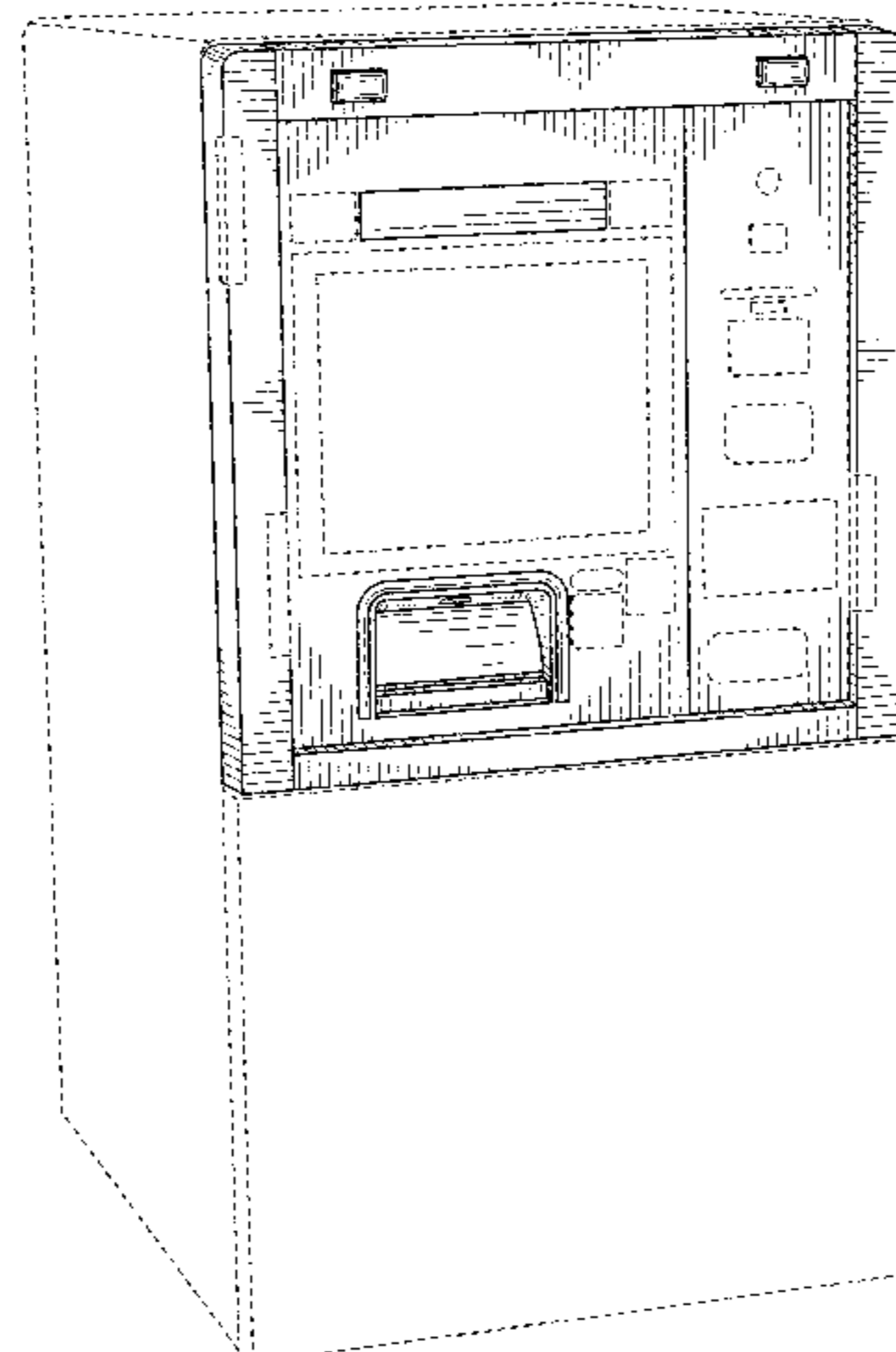
OTHER PUBLICATIONS
Diebold Opteva 760 Automatic Teller Machine ATM Machine
Internal Parts with Touch Screen, <https://www.atm-machineparts.com/sale-2224256-diebold-opteva-760-automatic-teller-machine-atm-machine-parts-with-touch-screen.html>, 2021 (Year: 2021).
(Continued)

Primary Examiner — Elizabeth J Oswecki
(74) *Attorney, Agent, or Firm* — Black, McCuskey,
Souers & Arbaugh LPA

(57) **CLAIM**
The ornamental design for an automated transaction
machine, as shown and described.

DESCRIPTION
FIG. 1 is a left-front perspective view of an automated
transaction machine showing our new design.
FIG. 2 is a right-front perspective view of the automated
transaction machine of FIG. 1.
FIG. 3 is a front view of the automated transaction machine
of FIG. 1.
FIG. 4 is a back view of the automated transaction machine
of FIG. 1.
FIG. 5 is a left side view of the automated transaction
machine of FIG. 1.
FIG. 6 is a right side view of the automated transaction
machine of FIG. 1.
FIG. 7 is a top view of the automated transaction machine
of FIG. 1; and,
FIG. 8 is a bottom view of the automated transaction
machine of FIG. 1.
The broken lines shown in the drawings represent portions
of the automated transaction machine that form no part of
the claimed design.

1 Claim, 8 Drawing Sheets



US D951,585 S

Page 2

(58) **Field of Classification Search**

CPC 1/00; E05G 7/001; E05G 1/006; A63H
33/00; A63H 33/005

See application file for complete search history.

(56) **References Cited**

U.S. PATENT DOCUMENTS

D282,114 S * 1/1986 Nishida D99/28
D283,746 S * 5/1986 Kobayashi D99/28
D304,642 S * 11/1989 Kakiuchi D99/28
D319,135 S * 8/1991 Feger D99/28
D360,735 S * 7/1995 Hall D99/28
D360,739 S 7/1995 Hall
D444,608 S * 7/2001 Kit D99/28
6,527,172 B1 * 3/2003 Lewis G07F 19/20
235/375
D481,516 S * 10/2003 Magee D99/28
D492,080 S * 6/2004 Magee D99/28
D500,905 S 1/2005 Magee et al.
7,004,385 B1 * 2/2006 Douglass G06Q 20/327
235/379
7,040,534 B2 * 5/2006 Turocy G06Q 20/1085
235/379
7,284,692 B1 * 10/2007 Douglass G06Q 20/352
235/379
D558,425 S 12/2007 Dias
7,419,091 B1 * 9/2008 Scanlon G06Q 20/1085
235/379
7,513,420 B1 * 4/2009 Block G06Q 20/102
235/379
7,533,802 B1 * 5/2009 McGinley G07F 19/20
235/376
D602,225 S 10/2009 Lute et al.

D615,274 S * 5/2010 Kim D99/28
7,782,600 B2 * 8/2010 MacDonald G07F 9/10
361/679.21
D625,485 S * 10/2010 Lee D99/28
7,988,039 B1 * 8/2011 Muschellack G07F 19/207
235/379
D652,601 S * 1/2012 Rohan D99/28
D653,422 S 1/2012 Rohan et al.
D672,525 S * 12/2012 Lee D99/28
D696,484 S * 12/2013 Lee D99/28
D696,485 S * 12/2013 Lee D99/28
D730,890 S * 6/2015 Kraft D14/307
D743,956 S * 11/2015 Kraft D14/307
D769,570 S * 10/2016 Kraft D99/28
D825,883 S * 8/2018 Oh D99/28
D901,825 S * 11/2020 Nelson D99/28
D905,375 S * 12/2020 Lee D99/28
2005/0029340 A1 * 2/2005 Ferraro G07F 19/205
235/379
2008/0265019 A1 * 10/2008 Artino G07F 19/202
235/379
2010/0161489 A1 * 6/2010 Goodall G07F 19/202
705/45

OTHER PUBLICATIONS

Exploiting ATMs: a quick overview of recent hacks,<https://security.blogoverflow.com/2012/08/exploiting-atms-a-quick-overview-of-recent-hacks/>, Aug. 10, 2012. (Year: 2012).*
Stainless Steel ATM Kiosk Enclosure,<http://www.chinalane.org/pz638a1bc-cz56200a7-stainless-steel-atm-kiosk-enclosure.html>, 2021. (Year: 2021).*

* cited by examiner

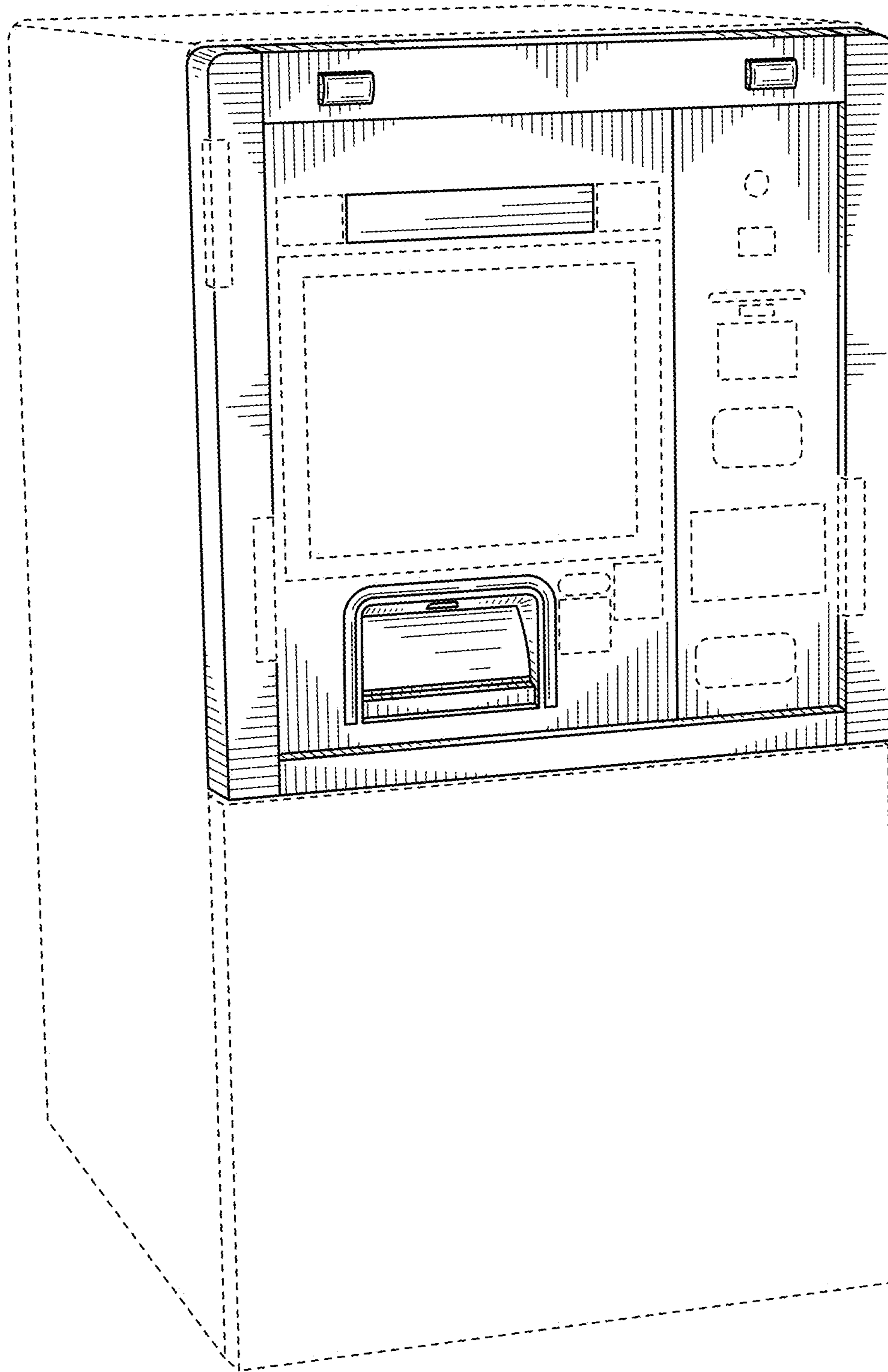


FIG. 1

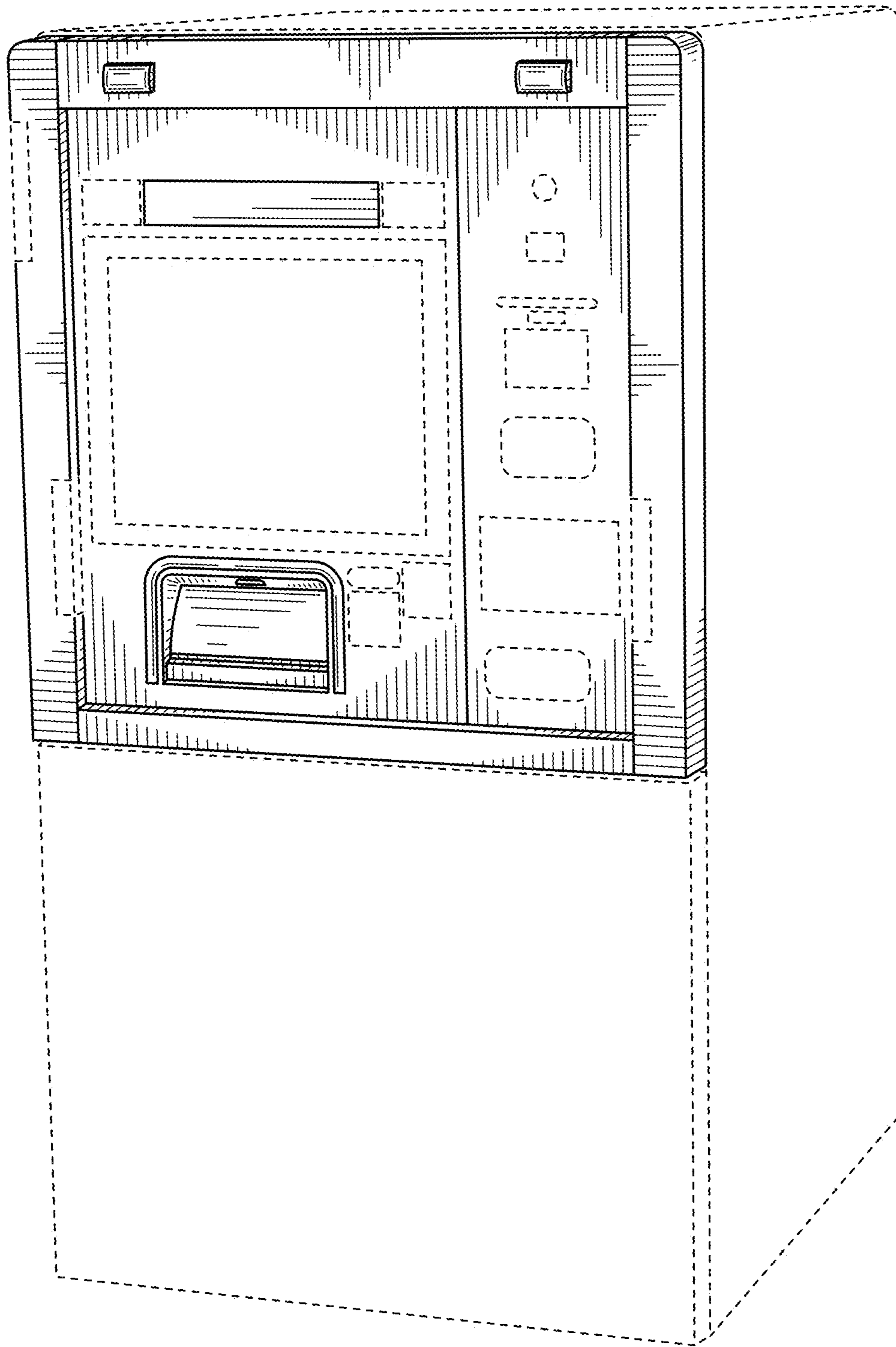


FIG. 2

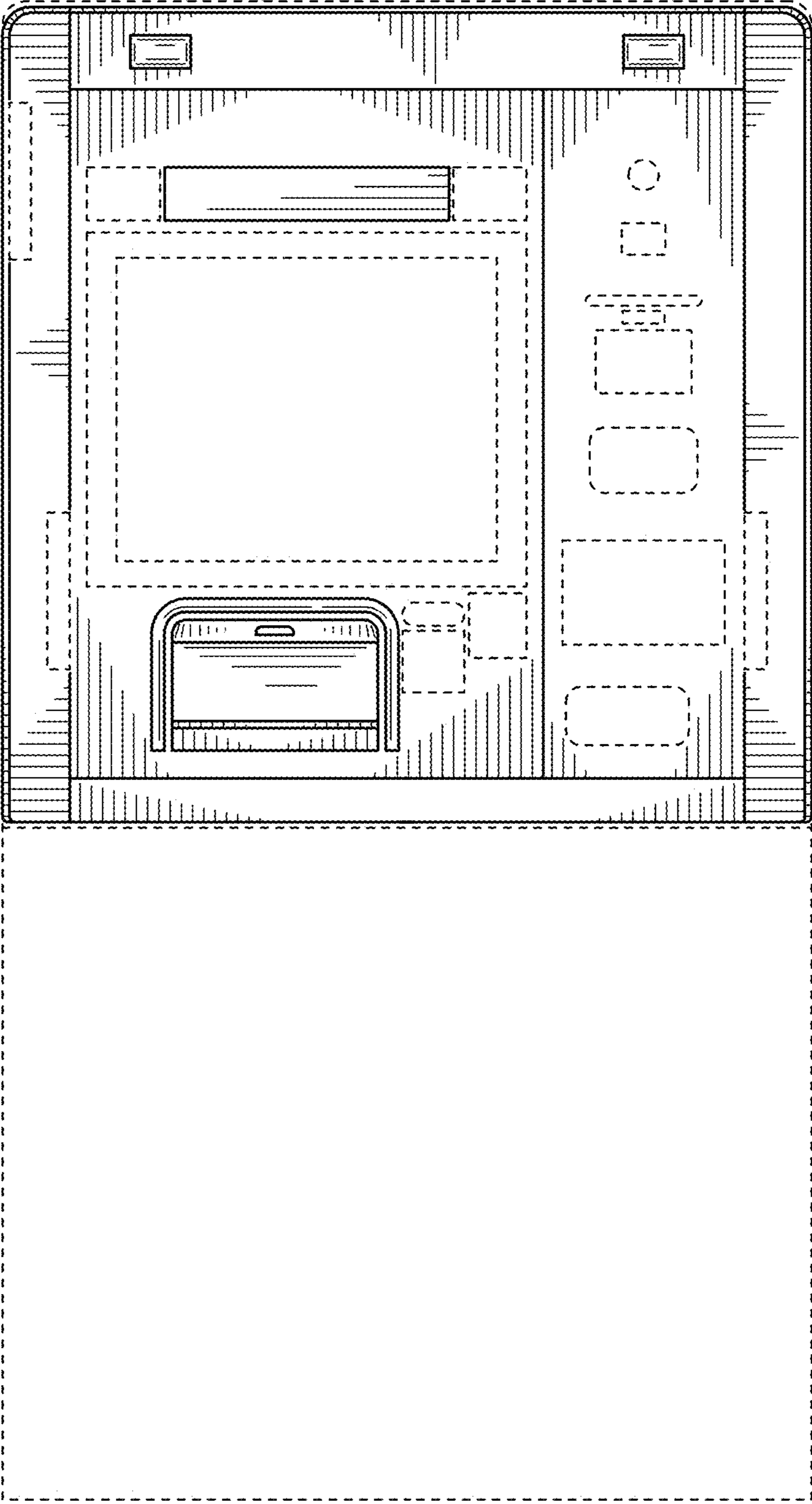


FIG. 3




FIG. 4




FIG. 5




FIG. 6



FIG. 7



FIG. 8