



US00D951581S

(12) **United States Design Patent** (10) **Patent No.:** **US D951,581 S**  
**Lopez Uran et al.** (45) **Date of Patent:** **\*\* May 10, 2022**

(54) **PART FOR A PALLET**  
(71) Applicant: **CHEP Technology Pty Limited,**  
Sydney (AU)  
(72) Inventors: **Daniel Lopez Uran, Surrey (GB);**  
**Malcolm Charles Cant, Berkshire**  
(GB)  
(73) Assignee: **CHEP Technology Pty Limited,**  
Sydney (AU)

2007/0277706 A1\* 12/2007 Carter ..... B65D 19/0028  
108/51.3  
2007/0283856 A1\* 12/2007 Berghmans ..... B32B 5/20  
108/51.3  
2010/0043676 A1\* 2/2010 Apps ..... B65D 19/004  
108/53.3  
2013/0220184 A1\* 8/2013 Apps ..... B65D 19/0014  
108/56.1  
2019/0106242 A1\* 4/2019 Weeks ..... B65D 19/0018  
2019/0185205 A1\* 6/2019 Jurcak ..... B65D 19/38  
2020/0039685 A1\* 2/2020 Weeks ..... B65D 19/40  
2020/0122884 A1\* 4/2020 Jurcak ..... B65D 19/0012  
2020/0231332 A1\* 7/2020 Apps ..... B65D 19/0036

(\*\*) Term: **15 Years**

**FOREIGN PATENT DOCUMENTS**

(21) Appl. No.: **29/713,465**  
(22) Filed: **Nov. 15, 2019**

DE 9209526 9/1992  
DE 29713315 11/1997  
DE 29819420 4/1999  
DE 202014102900 10/2015  
WO WO2019036431 2/2019

(30) **Foreign Application Priority Data**

\* cited by examiner

May 15, 2019 (EM) ..... 006464624-0005

(51) **LOC (13) Cl.** ..... **09-08**

*Primary Examiner* — Cynthia Ramirez

(52) **U.S. Cl.**  
USPC ..... **D34/38**

(74) *Attorney, Agent, or Firm* — Allen, Dyer, Doppelt +  
Gilchrist, PA

(58) **Field of Classification Search**  
USPC ..... D34/38  
CPC ..... B65D 2519/00273; B65D 2519/00069;  
B65D 2519/00034

(57) **CLAIM**

See application file for complete search history.

The ornamental design for a part for a pallet, as shown and  
described.

**DESCRIPTION**

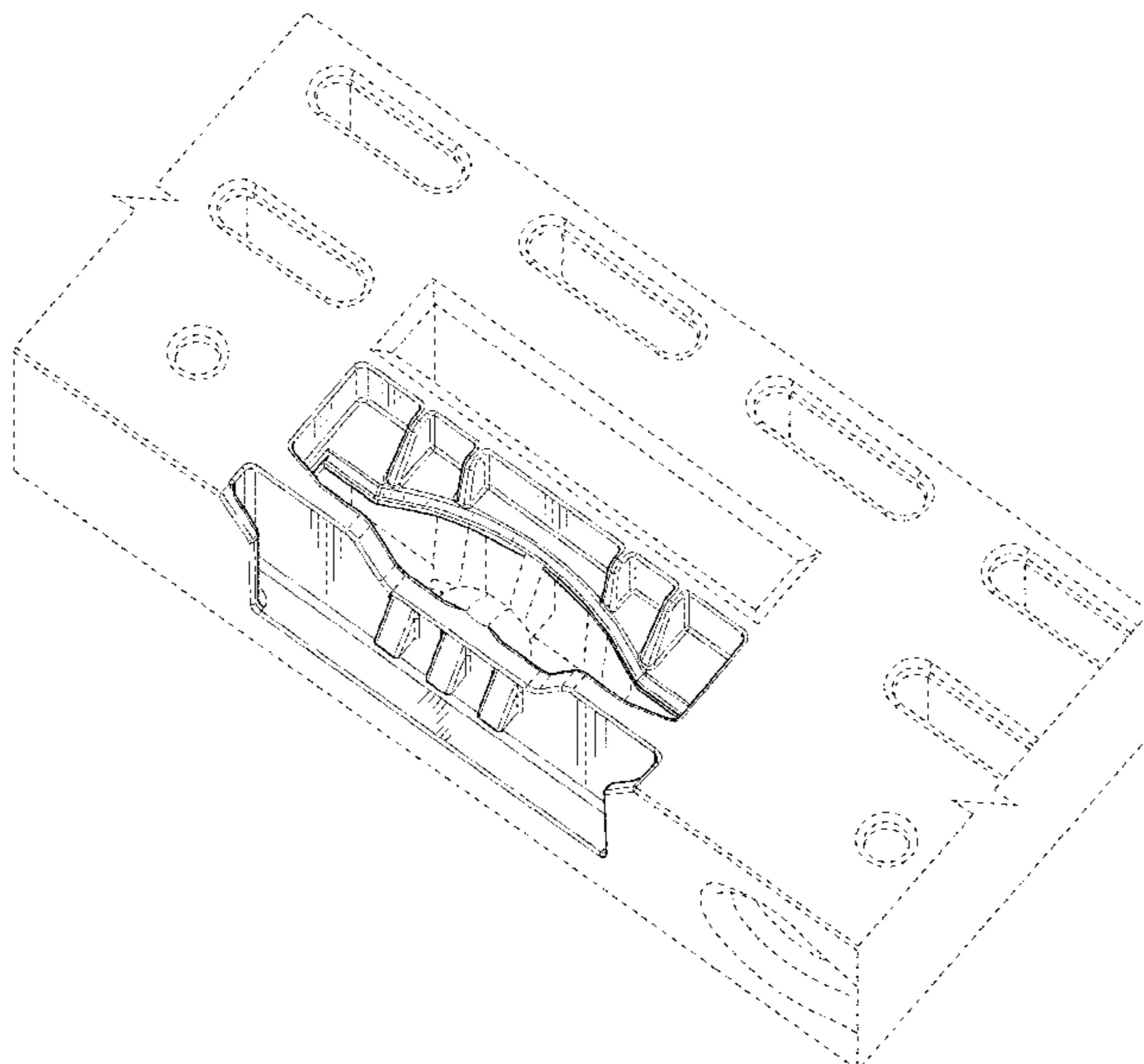
(56) **References Cited**

**U.S. PATENT DOCUMENTS**

D398,732 S \* 9/1998 Pigott ..... D34/38  
D400,682 S \* 11/1998 Constantino ..... D34/38  
D465,242 S \* 11/2002 Yamanouchi ..... D20/11  
D665,145 S \* 8/2012 Kessler ..... D34/38  
D675,805 S \* 2/2013 Randall ..... D34/38  
D681,903 S \* 5/2013 Randall ..... D34/38  
D799,781 S \* 10/2017 Blosser ..... D34/38  
D905,373 S \* 12/2020 Spadavecchia ..... D34/38  
2005/0126448 A1 6/2005 Bernstein et al.

FIG. 1 is a left-side upper perspective view of a part for a  
pallet showing our new design;  
FIG. 2 is a left-side view thereof;  
FIG. 3 is a top view thereof;  
FIG. 4 is a bottom view thereof; and,  
FIG. 5 is a left-side bottom perspective view thereof.  
The broken lines in the drawings show portions of the part  
for a pallet, which form no part of the claimed design.

**1 Claim, 5 Drawing Sheets**



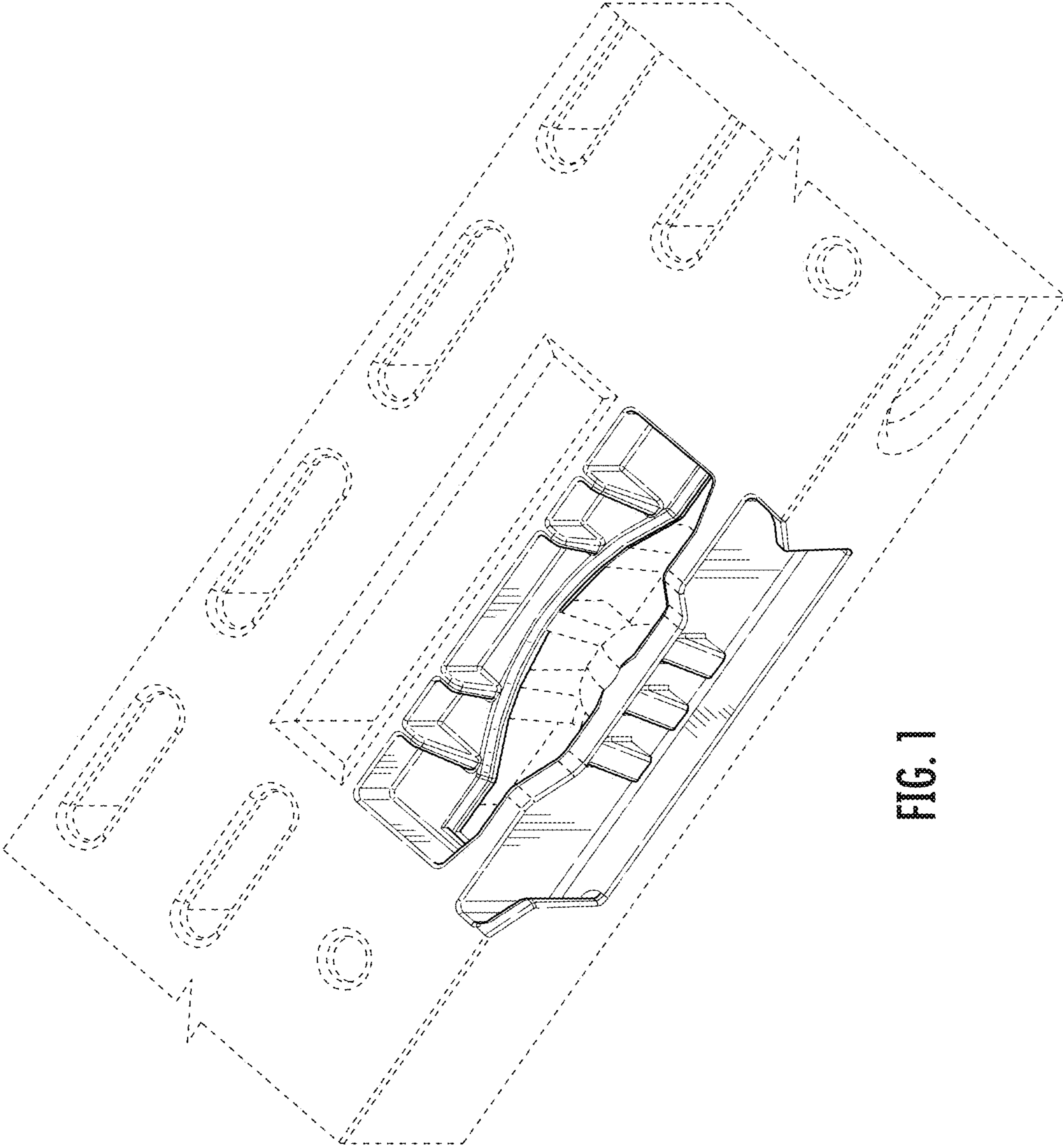


FIG. 1

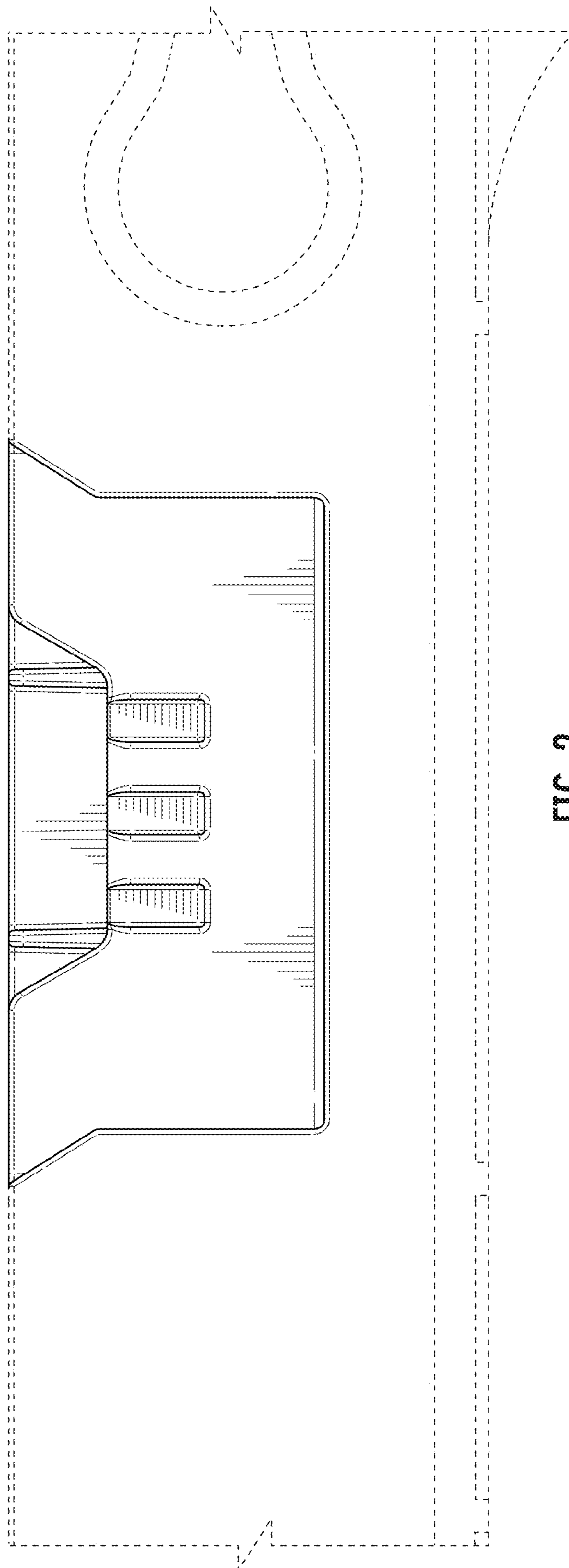


FIG. 2

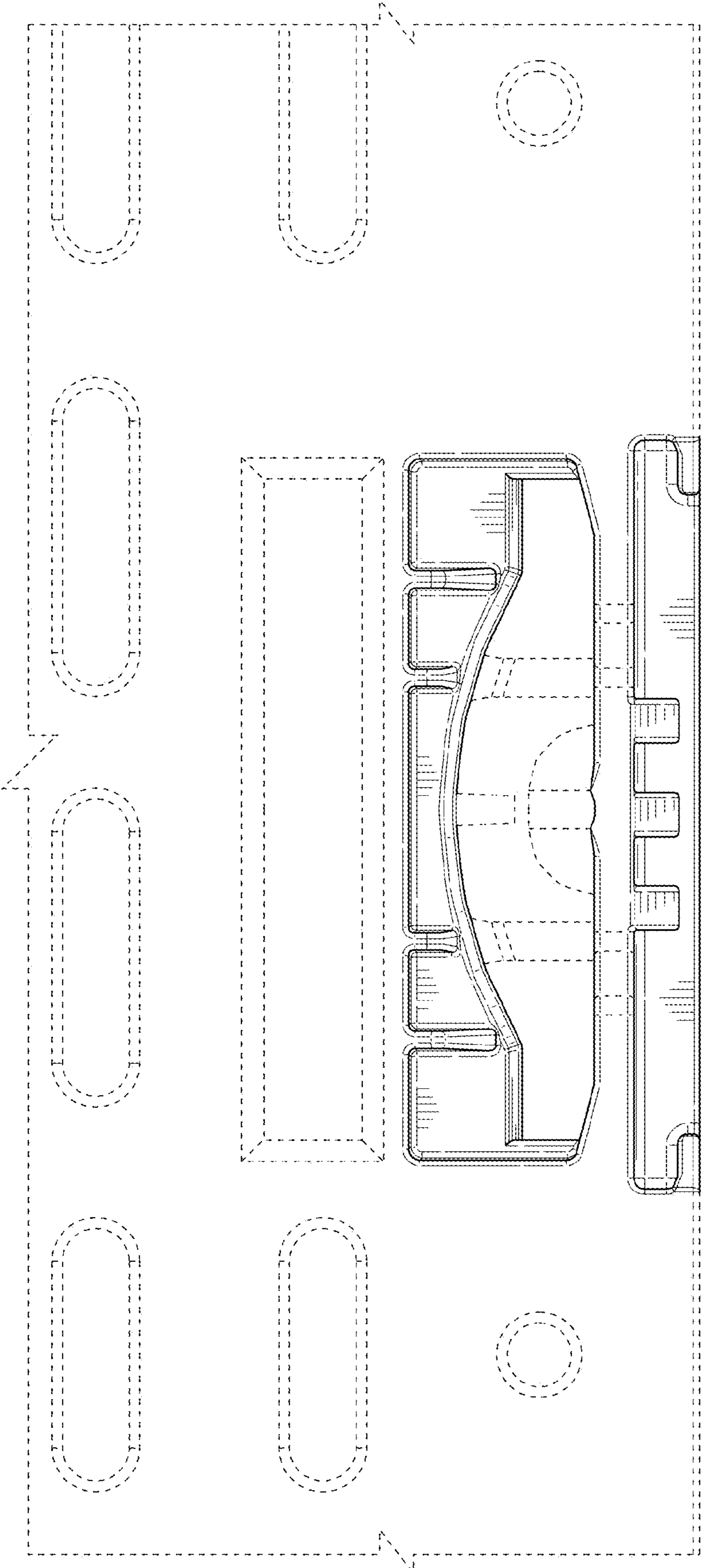


FIG. 3






FIG. 4

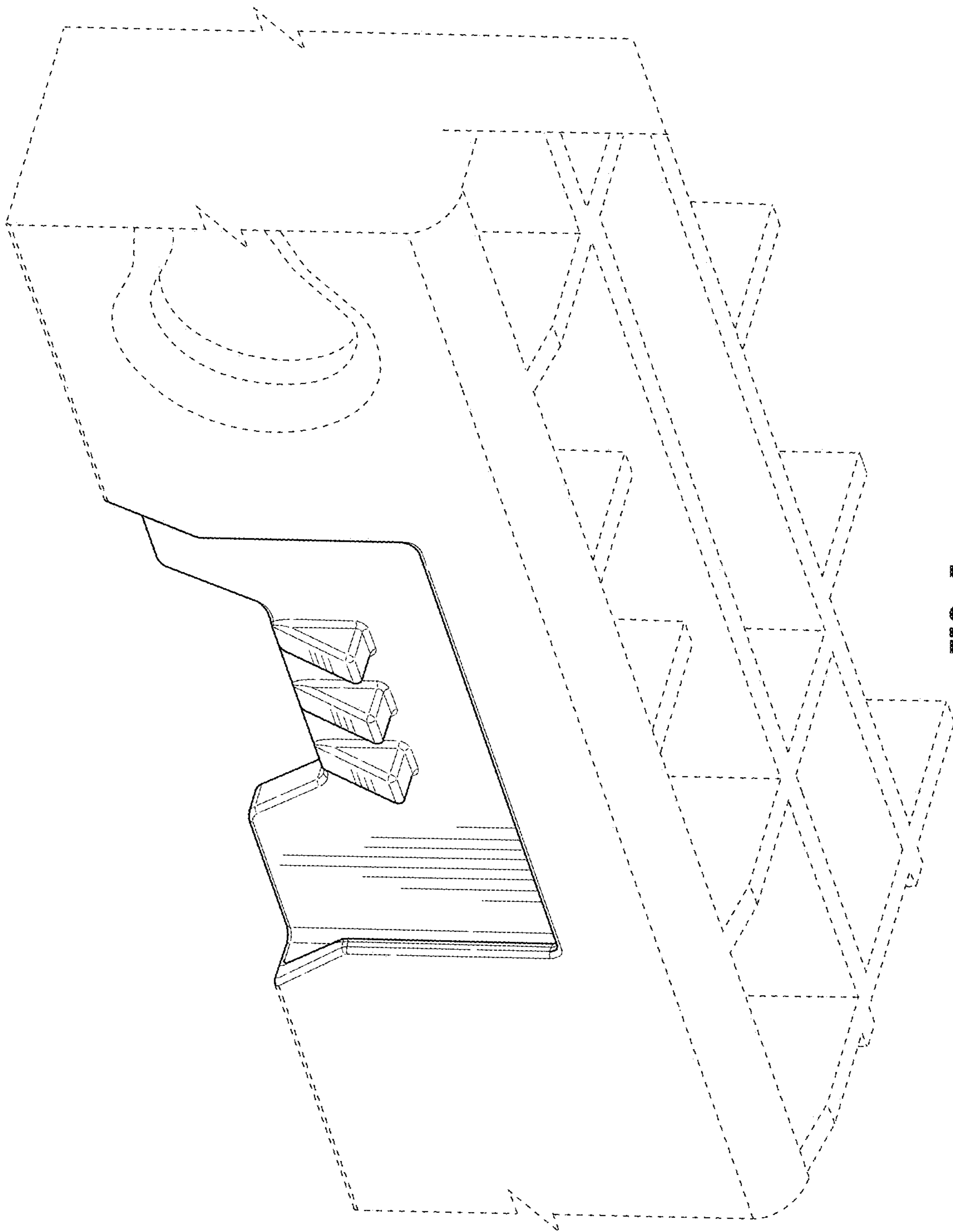


FIG. 5