



US00D951572S

(12) **United States Design Patent** (10) **Patent No.:** **US D951,572 S**  
**Schlütter** (45) **Date of Patent:** **\*\* May 10, 2022**

(54) **SINK ACCESSORY BOARD**

(71) Applicant: **Zentrum LLC**, Delray Beach, FL (US)

(72) Inventor: **Michael Schlütter**, West Palm Beach, FL (US)

(\*\*) Term: **15 Years**

(21) Appl. No.: **29/784,891**

(22) Filed: **May 21, 2021**

(51) **LOC (13) Cl.** ..... **07-05**

(52) **U.S. Cl.**  
USPC ..... **D32/55**

(58) **Field of Classification Search**

USPC ..... D32/55, 276, 3; D6/510, 525; D30/133;  
211/41.5, 41.4, 41.3, 41.8; 361/679.4;  
312/311, 333, 334.4; D7/354, 629  
CPC ..... A47J 47/20; A47J 2201/00; A47J 47/00;  
B65D 35/02; B65D 35/22; B65D 35/56  
See application file for complete search history.

(56) **References Cited**

**U.S. PATENT DOCUMENTS**

6,182,305	B1	2/2001	O'Connell et al.	
7,246,387	B2	7/2007	Erickson et al.	
7,305,723	B2	12/2007	Fulks	
D588,243	S	3/2009	Aykens et al.	
D625,482	S *	10/2010	Yang	D32/57
D655,798	S	3/2012	Miller et al.	
D707,005	S *	6/2014	Levy	D32/57
9,173,487	B2	11/2015	Booth et al.	
D776,386	S *	1/2017	Green	D32/55
9,574,333	B2	2/2017	O'Brien et al.	
D781,018	S *	3/2017	Evans	D32/55

(Continued)

**FOREIGN PATENT DOCUMENTS**

CN	105297844	A	2/2016
MX	2010011044	A	10/2010
WO	2009/126228	A1	10/2009

**OTHER PUBLICATIONS**

Havens Luxury Metals, Stainless Kitchen Sinks Collection, Undermount and Farmhouse, USA Handcrafted, 2021. Retrieved Nov. 5, 2021 from <https://www.havensmetal.com/collections/undermount-stainless-sinks>.

(Continued)

*Primary Examiner* — Austin Murphy

(74) *Attorney, Agent, or Firm* — Carlson, Gaskey & Olds, P.C.

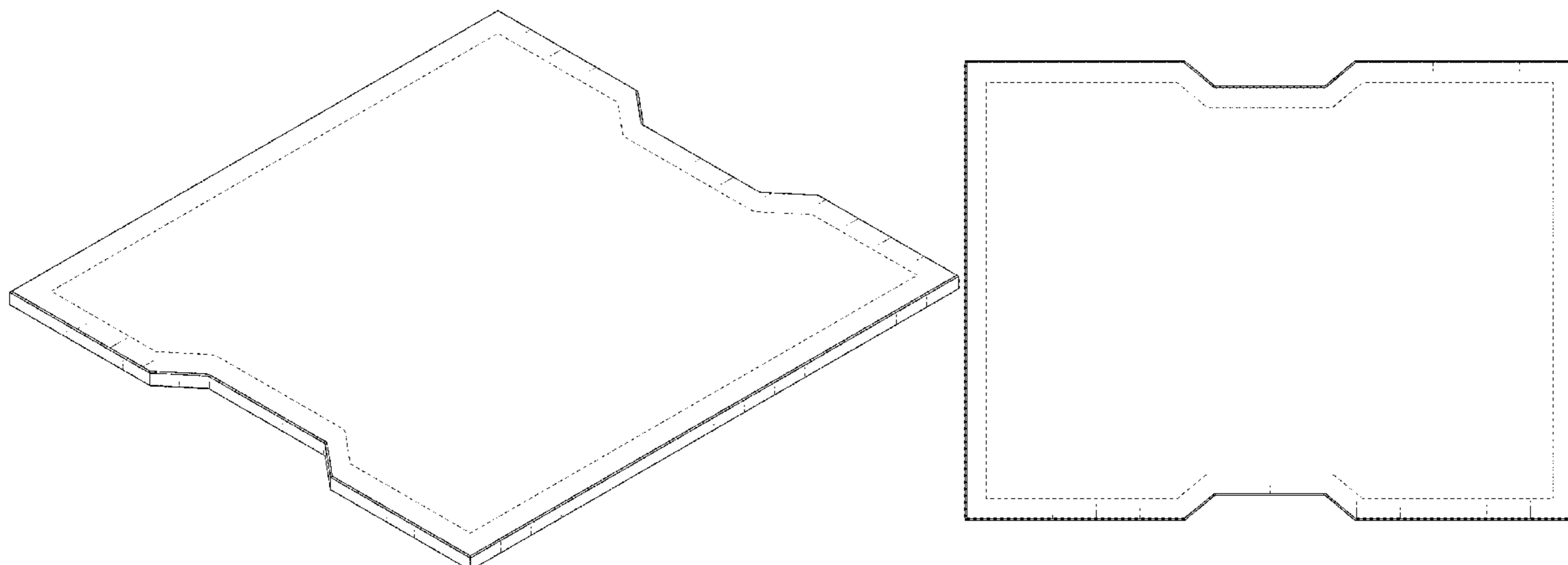
(57) **CLAIM**

I claim the ornamental design of a sink accessory board, as shown and described.

**DESCRIPTION**

FIG. 1 is a perspective view of the sink accessory board showing our new design in a position of use;  
FIG. 2 is a front and right perspective view thereof;  
FIG. 3 is a front view thereof;  
FIG. 4 is a back view thereof;  
FIG. 5 is a top view thereof;  
FIG. 6 is a bottom view thereof;  
FIG. 7 is a right side view thereof;  
FIG. 8 is a left side view thereof;  
FIG. 9 is a front and right perspective view of a second embodiment of the sink accessory board showing our new design;  
FIG. 10 is a front view of FIG. 9;  
FIG. 11 is a back view of FIG. 9;  
FIG. 12 is a top view of FIG. 9;  
FIG. 13 is a bottom view of FIG. 9;  
FIG. 14 is a right side view of FIG. 9; and,  
FIG. 15 is a left side view of FIG. 9.  
The broken lines in the Figures are for illustrative purposes only and form no part of the claimed design. The shade lines in the Figures show contour or the flatness of a surface, and not surface ornamentation.

**1 Claim, 9 Drawing Sheets**



(56)

**References Cited**

## U.S. PATENT DOCUMENTS

9,783,967	B2	10/2017	Jain et al.	
D803,598	S *	11/2017	Li .....	D6/536
D830,657	S *	10/2018	Green .....	D32/55
10,704,241	B2	7/2020	Miller	
D904,709	S *	12/2020	Gee, II .....	D32/57
D904,710	S *	12/2020	Gee, II .....	D32/57
D914,313	S *	3/2021	Diefenbach .....	D32/57
D915,019	S *	3/2021	Green .....	D32/57
D923,275	S *	6/2021	Driscoll .....	D32/57
D924,515	S *	7/2021	Levi .....	D32/57
2002/0078497	A1	6/2002	Perucchi	
2008/0179264	A1 *	7/2008	Abrams .....	A47L 19/02 211/41.3
2010/0275369	A1	11/2010	Eilmus et al.	
2012/0204343	A1	8/2012	Shollmier	
2013/0283521	A1	10/2013	Jain et al.	
2015/0067962	A1	3/2015	O'Brien et al.	
2017/0172379	A1	6/2017	Keller et al.	
2018/0030704	A1	2/2018	Bomatter et al.	
2020/0102726	A1	4/2020	Miller	
2020/0263401	A1	8/2020	Levi	

## OTHER PUBLICATIONS

Kraus, Kore Workstation 35" Drop-In/Undermount Sink, 2021. Retrieved Nov. 5, 2021 from <https://www.kraususa.com/kraus-kwt311-25-workstation-25-drop-inundermount-16-gauge-stainless-steel-single-bowl-kitchen-sink.html>.

Ruvati, Dual Tier, 45' Workstation Two-Tiered Ledge Undermount Sink, 2021. Retrieved Nov. 5, 2021 from <https://www.ruvati.com/products/rvh8333-45-inch-workstation-two-tiered-ledge-kitchen-sink-undermount-16-gauge/>.

\* cited by examiner

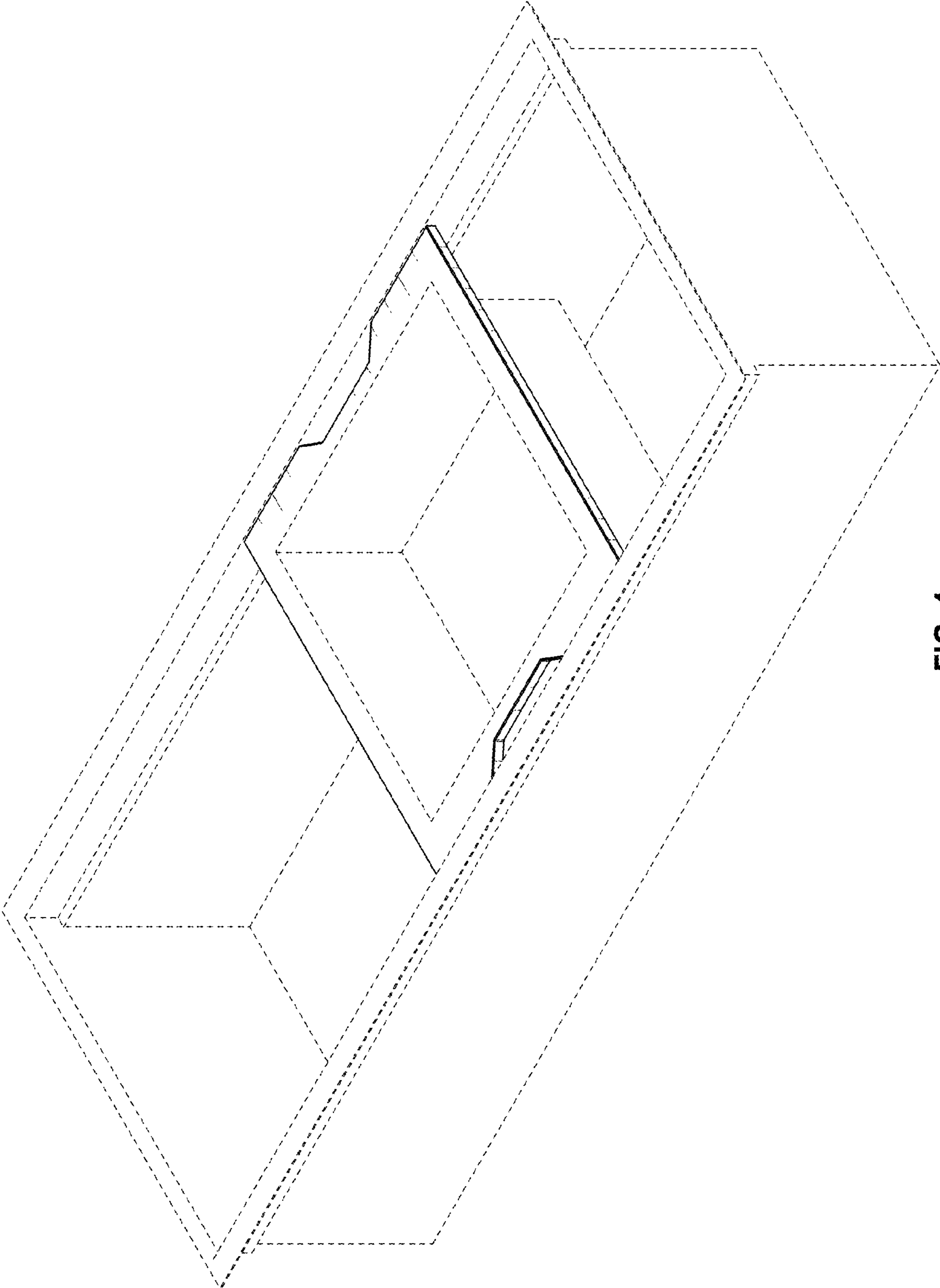


FIG. 1

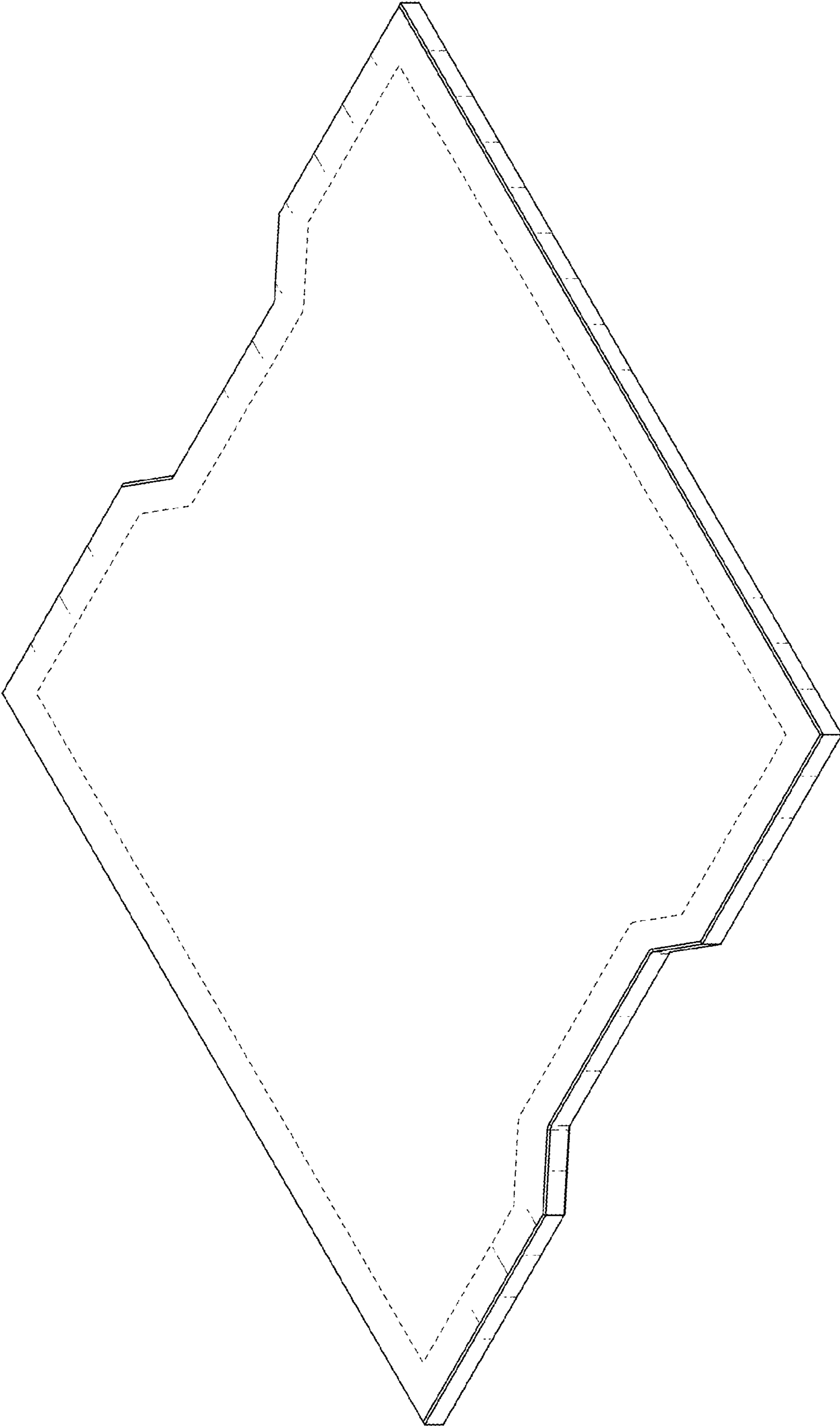


FIG. 2




FIG. 3




FIG. 4



FIG. 5



FIG. 6



FIG. 7



FIG. 8

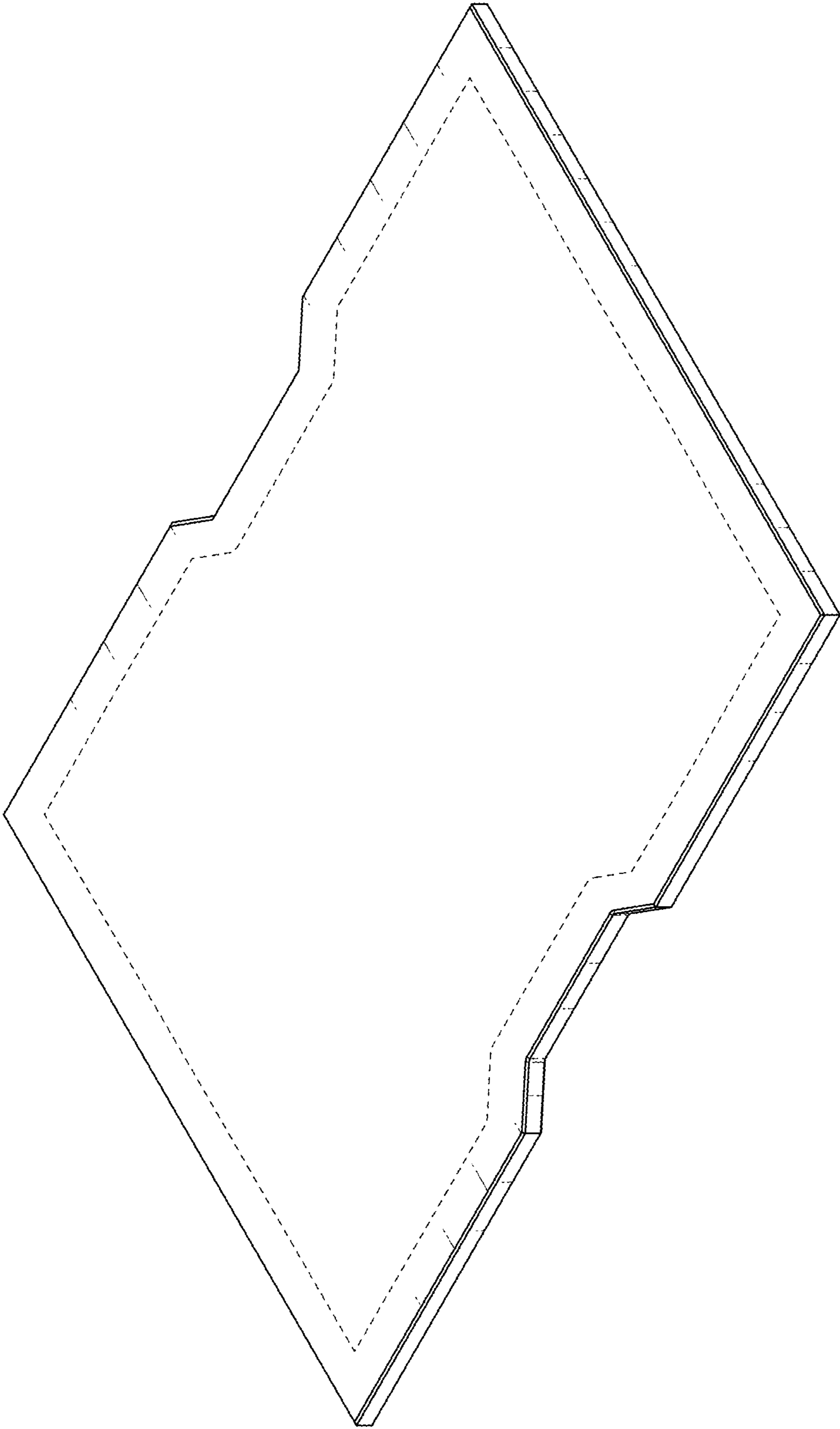


FIG. 9






FIG. 10




FIG. 11




FIG. 12




FIG. 13




FIG. 14



FIG. 15