



US00D951561S

(12) **United States Design Patent** (10) **Patent No.:** **US D951,561 S**
Hu (45) **Date of Patent:** **** May 10, 2022**

(54) **PET COMB**
(71) Applicant: **Dongguan Shengwei Plastic Products Co., Ltd.**, Guangdong (CN)
(72) Inventor: **Zhijun Hu**, Guangdong (CN)
(**) Term: **15 Years**
(21) Appl. No.: **29/745,393**
(22) Filed: **Aug. 5, 2020**
(51) **LOC (13) Cl.** **30-99**
(52) **U.S. Cl.**
USPC **D30/159**
(58) **Field of Classification Search**
USPC D30/158, 159, 199; 119/600, 606, 608, 119/609, 610, 611, 612, 613, 615, 616, 119/620, 625; D23/213
CPC .. A01K 13/00; A01K 13/002; A01K 13/0002; A01K 13/001; A45D 29/02; A45D 24/007; A45D 29/04; A45D 29/05; A01J 7/04
See application file for complete search history.

(56) **References Cited**

U.S. PATENT DOCUMENTS

D331,840 S * 12/1992 Garner 401/289
D389,618 S * 1/1998 Rosen D30/158
D484,945 S * 1/2004 Ouyoung D23/213
D503,463 S * 3/2005 Hughes D23/213
D527,790 S * 9/2006 Hughes D23/213
D688,425 S * 8/2013 Fernandez D30/158
D778,622 S * 2/2017 Hering D4/136
D813,471 S * 3/2018 Razgour D30/159
D895,766 S * 9/2020 Schoenherr D23/213
2004/0065271 A1* 4/2004 Cheng A01K 13/003
119/625
2010/0186679 A1* 7/2010 Woods A01K 13/002
119/601
2011/0048336 A1* 3/2011 Lin A46B 5/0095
119/625

2013/0133587 A1* 5/2013 Pelfrey A01K 13/00
119/625
2014/0102466 A1* 4/2014 Malbrough A45D 24/007
132/119.1
2020/0187454 A1* 6/2020 Jacobowitz A01K 13/002

OTHER PUBLICATIONS

“Waterpik Pet Wand PRO Dog Shower Attachment” available Feb. 16, 2017, [online], [site visited Aug. 25, 2021]. Retrieved from Internet, URL: <https://www.walmart.com/ip/Waterpik-Pet-Wand-PRO-Dog-Shower-Attachment-13-Grey-PPR-252E/796611125> (Year: 2017).*

“Waterpik PPR-252 Pet Wand” available Jan. 7, 2017, [online], [site visited Aug. 25, 2021]. Retrieved from Internet, URL: <https://www.amazon.com/Waterpik-PPR-252-Shower-Attachment-Bathing/dp/B01N4LM3SV> (Year: 2017).*

* cited by examiner

Primary Examiner — Michael C Stout
Assistant Examiner — Katrina N Gonzalez

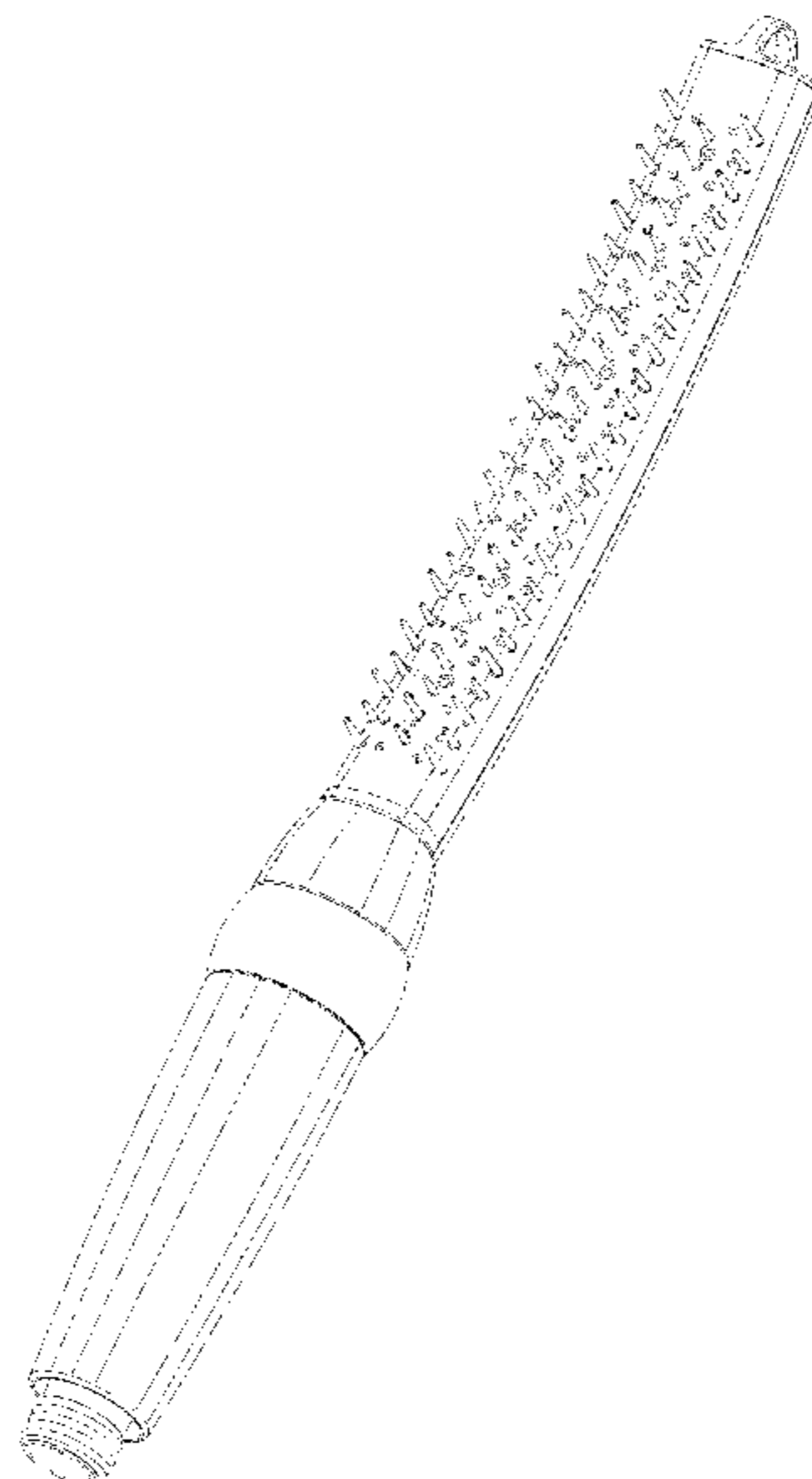
(57) **CLAIM**

The ornamental design for a pet comb, as shown and described.

DESCRIPTION

FIG. 1 is a front perspective view of a pet comb showing my new design;
FIG. 2 is a perspective view thereof;
FIG. 3 is a front view thereof;
FIG. 4 is a rear view thereof;
FIG. 5 is a left side view thereof;
FIG. 6 is a right side view thereof;
FIG. 7 is an enlarged top plan view thereof; and,
FIG. 8 is an enlarged bottom plan view thereof.
The broken lines illustrate portions of the pet comb that form no part of the claimed design.

1 Claim, 8 Drawing Sheets



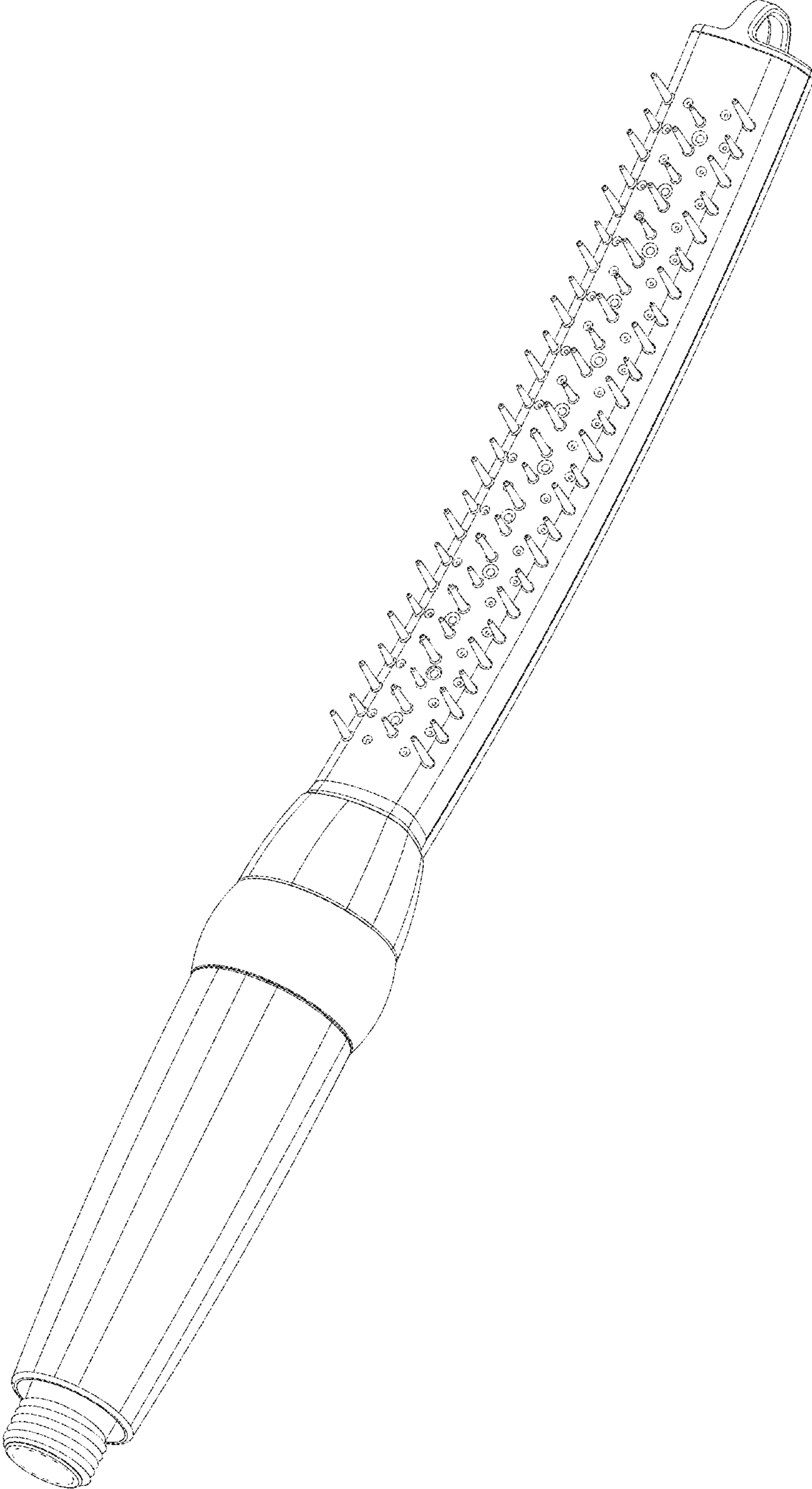


FIG. 1

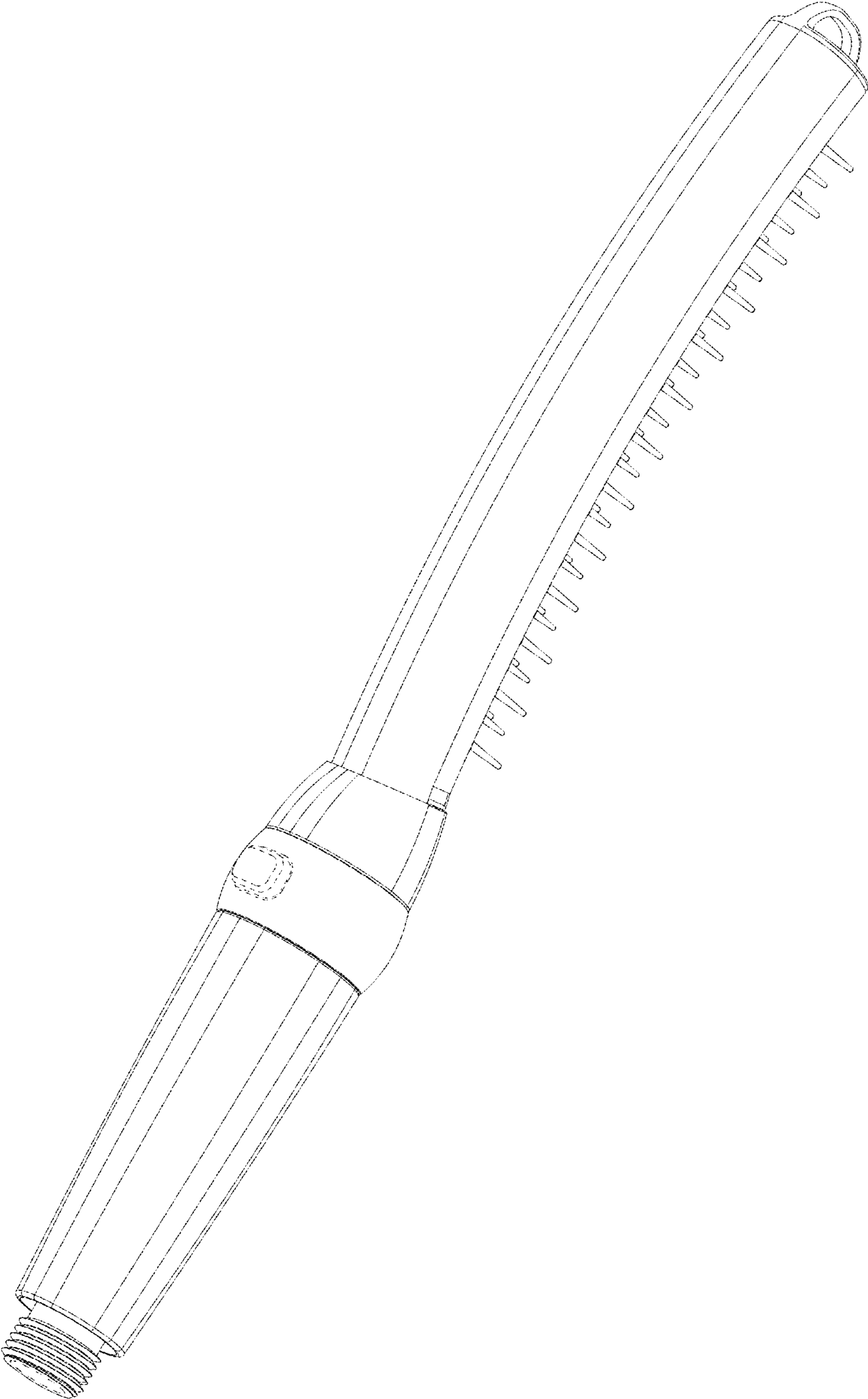


FIG. 2

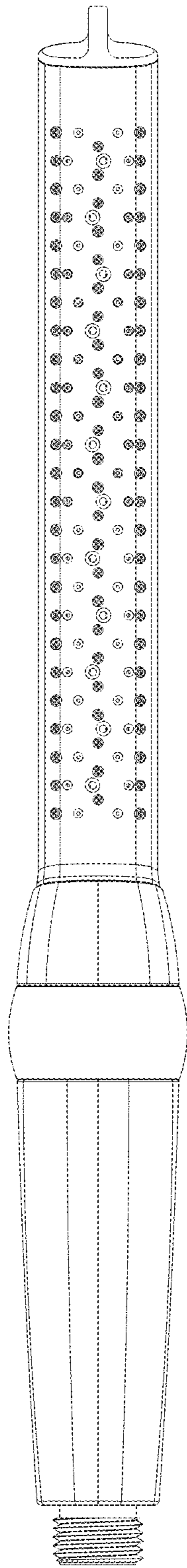


FIG. 3

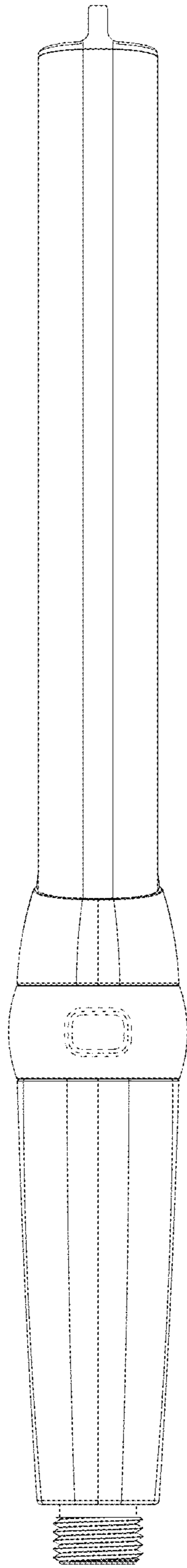


FIG. 4

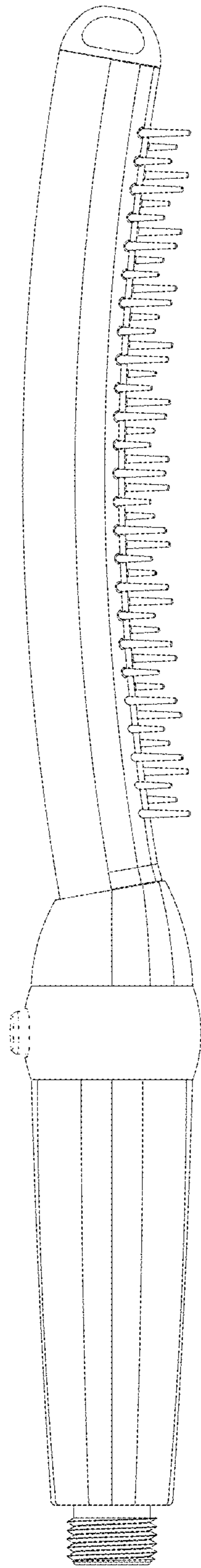


FIG. 5

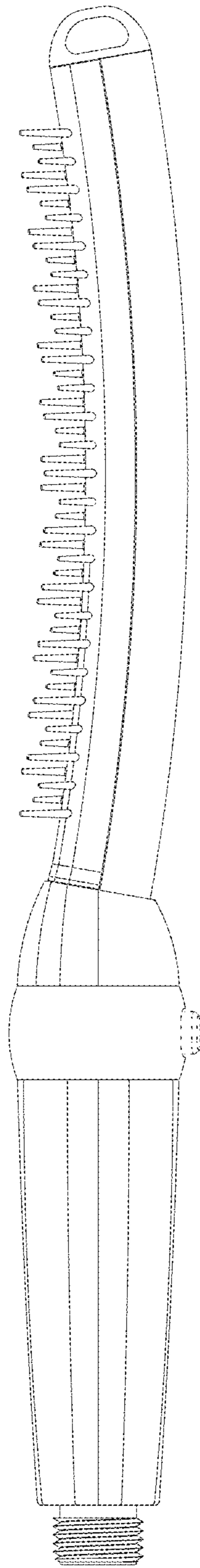


FIG. 6

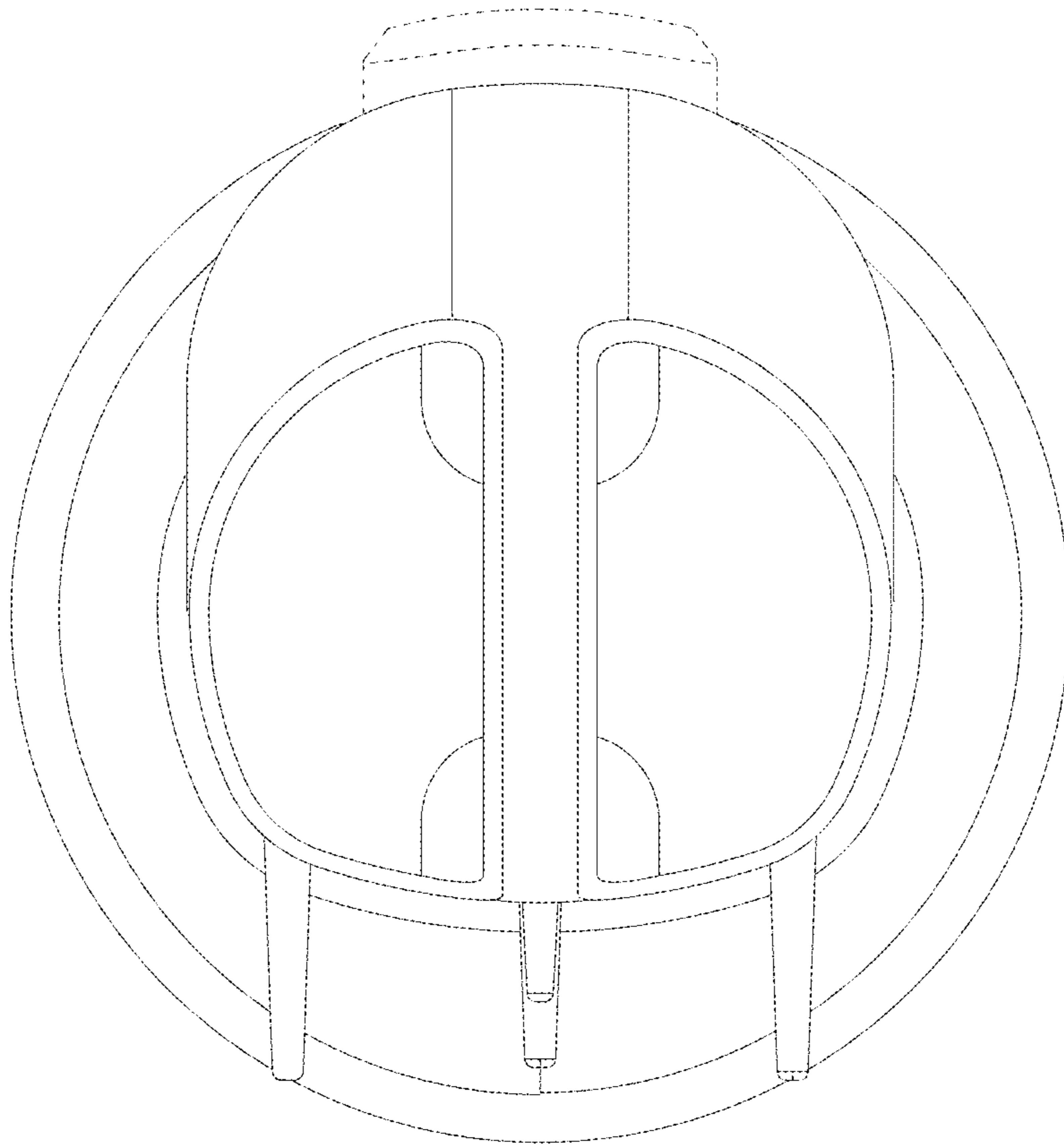


FIG. 7

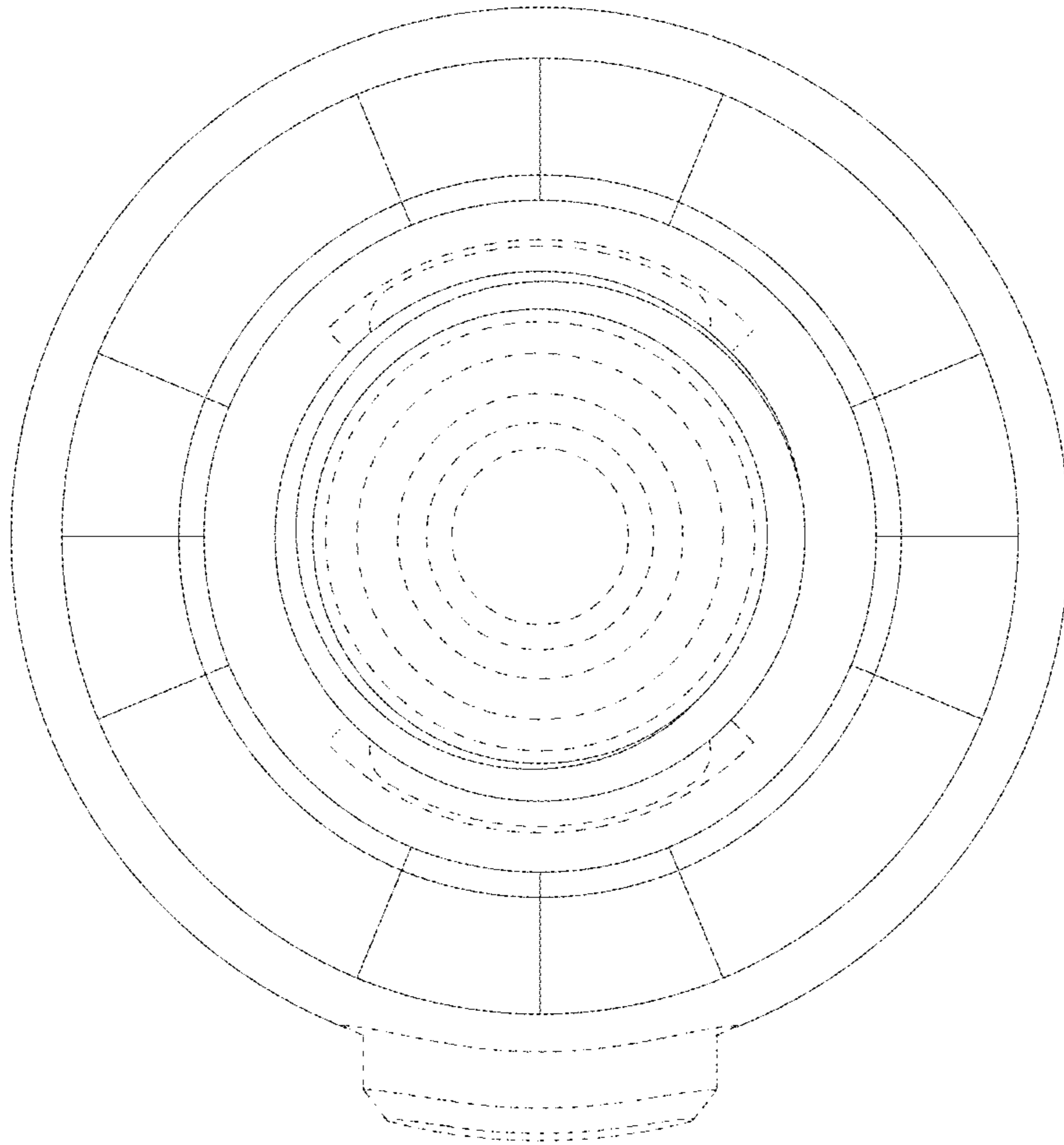


FIG. 8