



US00D951524S

(12) **United States Design Patent**
Schmidt

(10) **Patent No.:** **US D951,524 S**
(45) **Date of Patent:** **** May 10, 2022**

- (54) **HORTICULTURAL LUMINAIRE**
- (71) Applicant: **Jonathan Becker Schmidt**, Round Rock, TX (US)
- (72) Inventor: **Jonathan Becker Schmidt**, Round Rock, TX (US)
- (73) Assignee: **Fluence Bioengineering, Inc.**, Austin, TX (US)
- (**) Term: **15 Years**
- (21) Appl. No.: **29/703,999**
- (22) Filed: **Aug. 30, 2019**
- (51) **LOC (13) Cl.** **26-05**
- (52) **U.S. Cl.**
USPC **D26/118**
- (58) **Field of Classification Search**
USPC D26/24, 34, 51, 55, 59, 72, 76, 78, 79, D26/80, 81, 85, 86, 88, 90, 118, 120, 138
CPC F21S 8/00; F21S 8/04; F21S 8/08; F21S 8/026; F21S 8/043; F21S 8/066; F21S 8/081; F21S 8/083; F21S 8/085; F21S 8/088; F21V 15/00; F21V 15/01; F21V 21/00; F21V 21/02; F21V 21/005; F21V 21/041; F21V 21/048; F21V 21/049; F21V 7/00; F21V 7/0008; F21V 9/30
See application file for complete search history.

D731,103 S *	6/2015	Wilke	D26/72
D875,988 S *	2/2020	Bou Harb	D26/76
D876,700 S *	2/2020	Patterson	D26/76
D898,976 S *	10/2020	Xu	D26/76
D903,178 S *	11/2020	Porciatti	D26/76
D903,925 S *	12/2020	Meise	D26/76
D909,654 S *	2/2021	Sokol	D26/76
10,962,181 B2 *	3/2021	Sonneman	F21V 21/005
D915,631 S *	4/2021	Patterson	D25/138
D916,348 S *	4/2021	Clark	D26/72
D917,079 S *	4/2021	Patterson	D25/138
D921,271 S *	6/2021	Ghasabi	D26/76
D921,272 S *	6/2021	Li	D26/76
D930,890 S *	9/2021	Schmidt	D26/118

* cited by examiner

Primary Examiner — Wan Laymon
Assistant Examiner — Clint A Samuel

(74) *Attorney, Agent, or Firm* — Edward Podszus

(57) **CLAIM**

The ornamental design for a horticultural luminaire, as shown and described.

DESCRIPTION

FIG. 1 is a perspective view of the new design for a horticultural luminaire as seen from the top, front, right side; FIG. 2 is a front elevational view thereof, the rear view being identical;

FIG. 3 is a top plan view thereof;

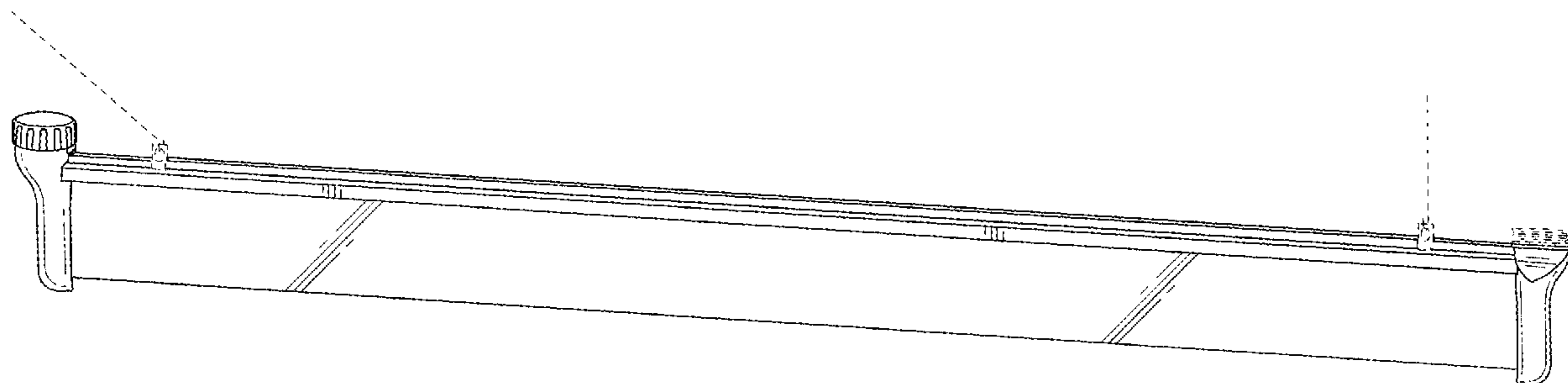
FIG. 4 is a bottom plan view thereof;

FIG. 5 is an enlarged right side elevational view thereof; and,

FIG. 6 is an enlarged left side elevational view thereof.

The broken line disclosure is for environmental purposes only and does not form a part of the claimed design.

1 Claim, 4 Drawing Sheets



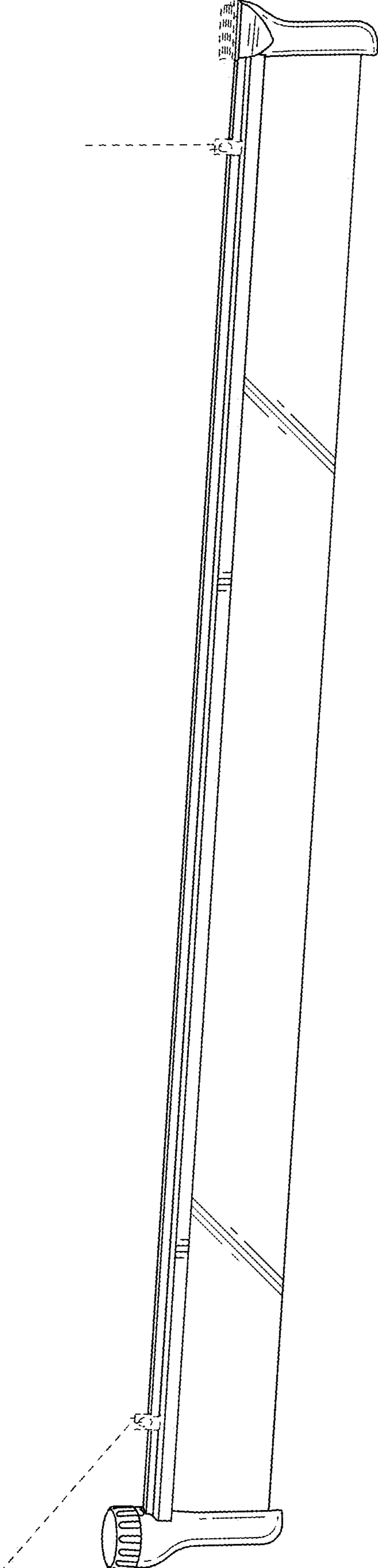


FIG. 1

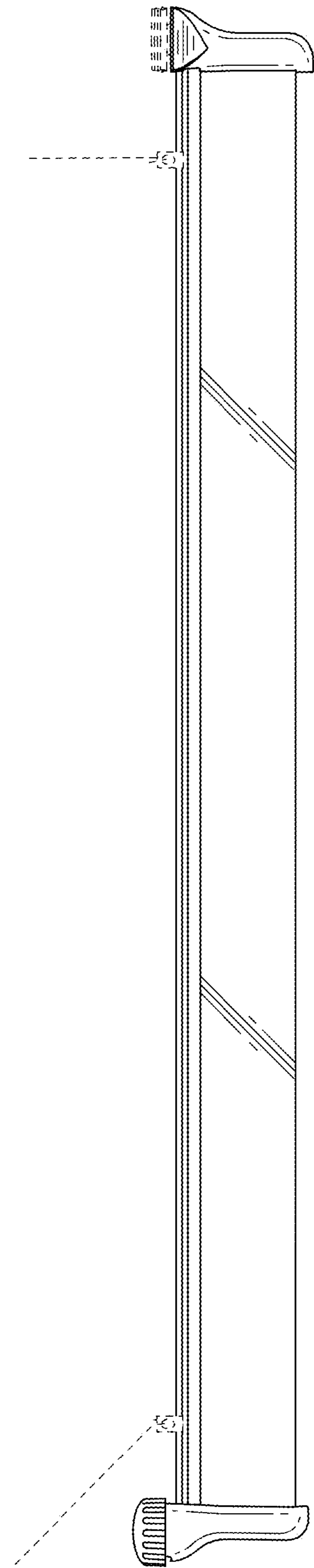


FIG. 2

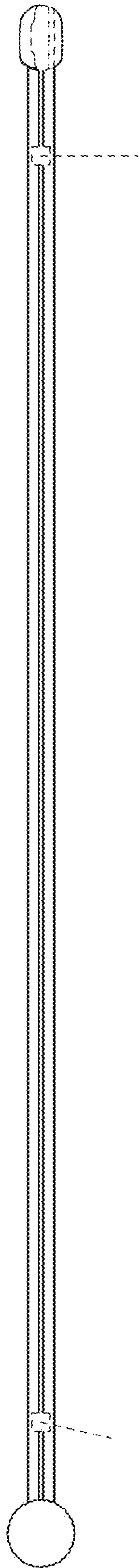


FIG. 3




FIG. 4

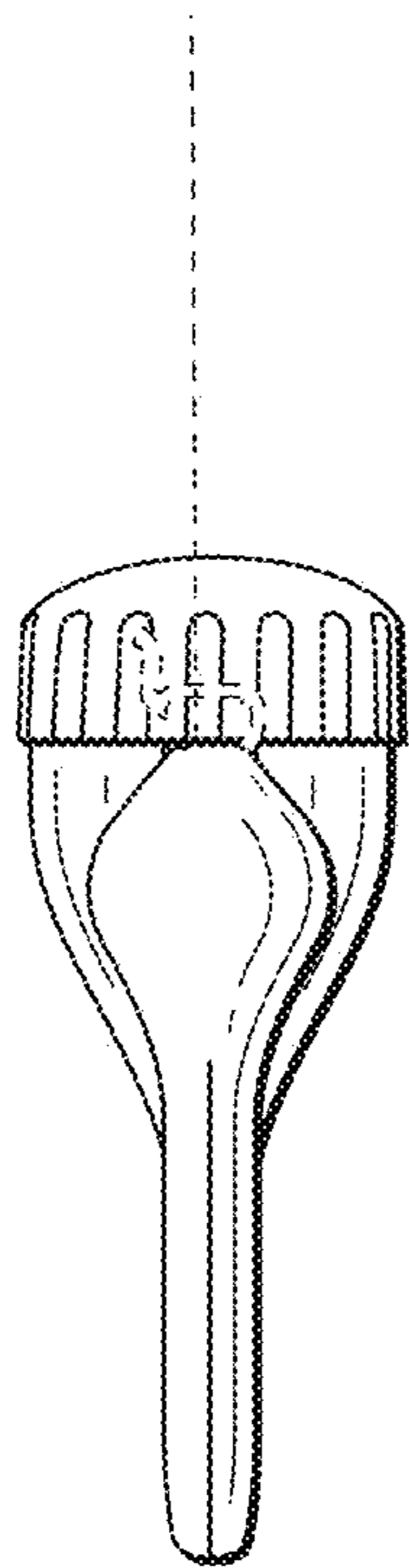


FIG. 5

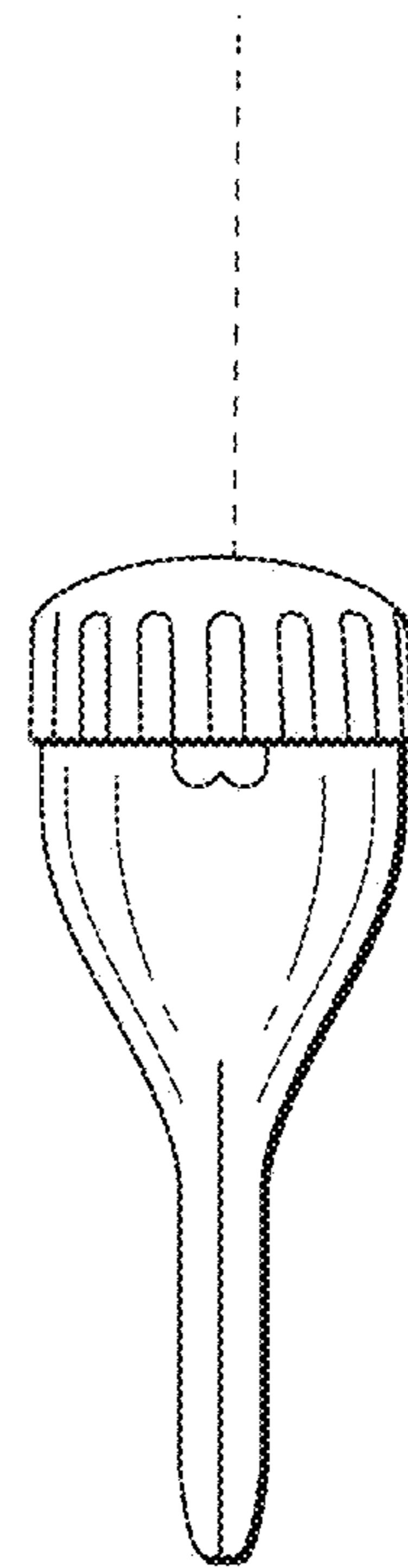


FIG. 6