



US00D951520S

(12) **United States Design Patent**
Wang

(10) **Patent No.:** **US D951,520 S**
(45) **Date of Patent:** **** May 10, 2022**

(54) **LANTERN**
(71) Applicant: **Pengjun Wang**, Shenzhen (CN)
(72) Inventor: **Pengjun Wang**, Shenzhen (CN)
(73) Assignee: **HUIZHOU VICTORY TECHNOLOGY LTD.**, Huizhou (CN)
(**) Term: **15 Years**

D693,955 S * 11/2013 Yang D26/85
D693,956 S * 11/2013 Yang D26/85
D695,444 S * 12/2013 Yang D26/104
D754,907 S * 4/2016 Orozco D26/85
D756,545 S * 5/2016 Goodsell D26/9
D766,489 S * 9/2016 Moon D26/87
D815,334 S * 4/2018 Hu D26/94
D828,538 S * 9/2018 Chen D23/404
D828,539 S * 9/2018 Chen D23/404
D836,819 S * 12/2018 Amato D26/85
D839,463 S * 1/2019 Fu F21L 4/00
D26/94
D863,655 S * 10/2019 Huang D26/110

(21) Appl. No.: **29/718,492**

(22) Filed: **Dec. 24, 2019**

(51) **LOC (13) Cl.** **26-05**

(52) **U.S. Cl.**
USPC **D26/94**

(58) **Field of Classification Search**
USPC D26/94, 95, 93, 87, 85, 51, 40, 41, 37,
D26/24, 103-107, 110-112; D23/404,
D23/403; D21/483
CPC . F21L 4/00; F21V 21/0885; F21S 6/00; F21S
6/002; F21S 9/02; F21S 13/12
See application file for complete search history.

(56) **References Cited**

U.S. PATENT DOCUMENTS

D382,665 S * 8/1997 Ruggles D26/85
D383,562 S * 9/1997 Heiberg D26/85
D384,179 S * 9/1997 Ruggles D26/85
D389,942 S * 1/1998 Ruggles D26/85
D439,361 S * 3/2001 Berry D26/87
D483,143 S * 12/2003 Orozco D26/87
D518,211 S * 3/2006 Krieger D26/40
D520,163 S * 5/2006 Krieger D26/40
D534,676 S * 1/2007 Chen D26/92
D588,294 S * 3/2009 Flores D26/85
D646,833 S * 10/2011 Chen D26/85
D653,380 S * 1/2012 Chen D26/85
D684,293 S * 6/2013 Lastimoso D26/85
D688,365 S * 8/2013 Hadi D23/404

OTHER PUBLICATIONS

TIJNN Santa and Girl Lighted 10.2 Inch Fireplace Christmas Musical Snow Globe Water Lantern with Swirling Glitter; Sep. 26, 2020; <https://www.amazon.ca/TIJNN-Lighted-Fireplace-Christmas-Swirling/dp/B08DK588CP>; 4Pgs. (Year: 2020).*

* cited by examiner

Primary Examiner — Michelle E. Wilson
Assistant Examiner — Clese Moore, Jr.


(57) **CLAIM**

The ornamental design for a lantern, as shown and described.

DESCRIPTION

FIG. 1 is a front, top perspective view of the lantern showing my new design;
FIG. 2 is a rear, bottom perspective view thereof;
FIG. 3 is a front elevational view thereof;
FIG. 4 is a rear elevational view thereof;
FIG. 5 is a left side elevational view thereof;
FIG. 6 is a right side elevational view thereof;
FIG. 7 is a top plan view thereof; and,
FIG. 8 is a bottom plan view thereof.

1 Claim, 8 Drawing Sheets






FIG. 1

FIG. 2




FIG. 3





FIG. 4



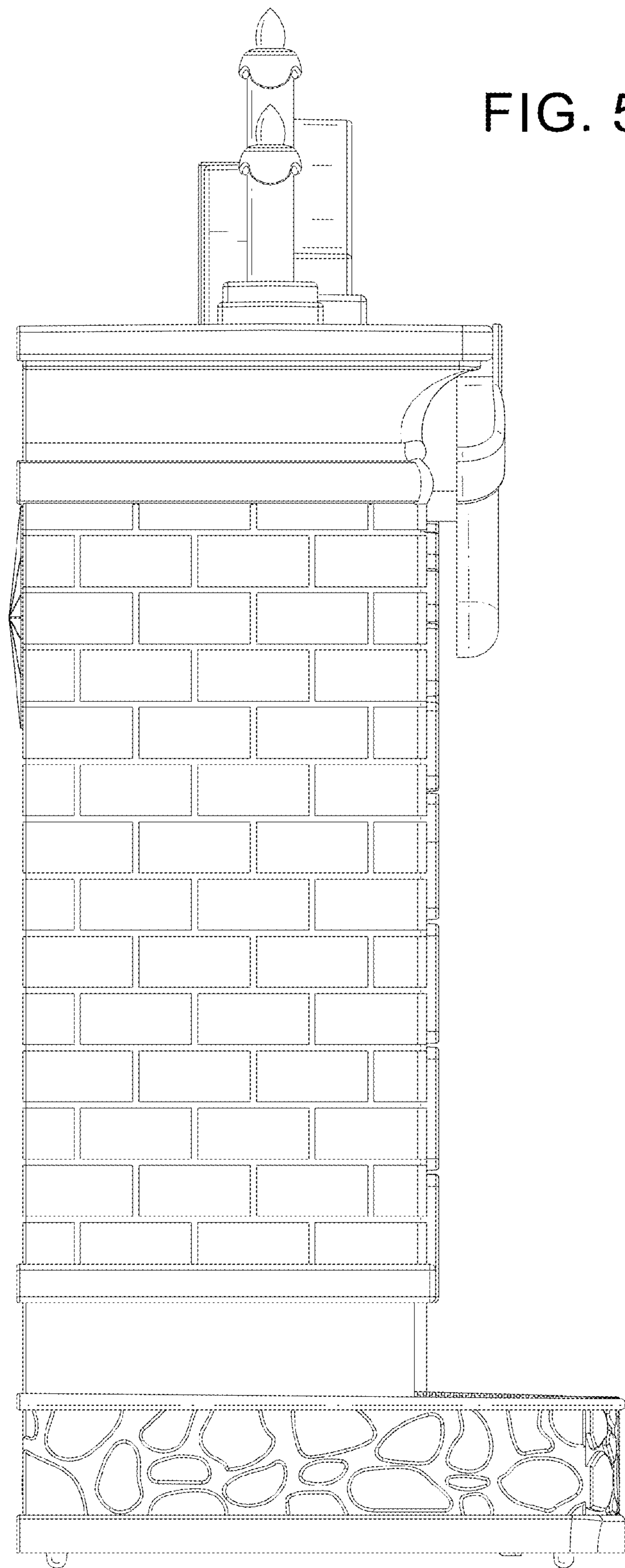


FIG. 5

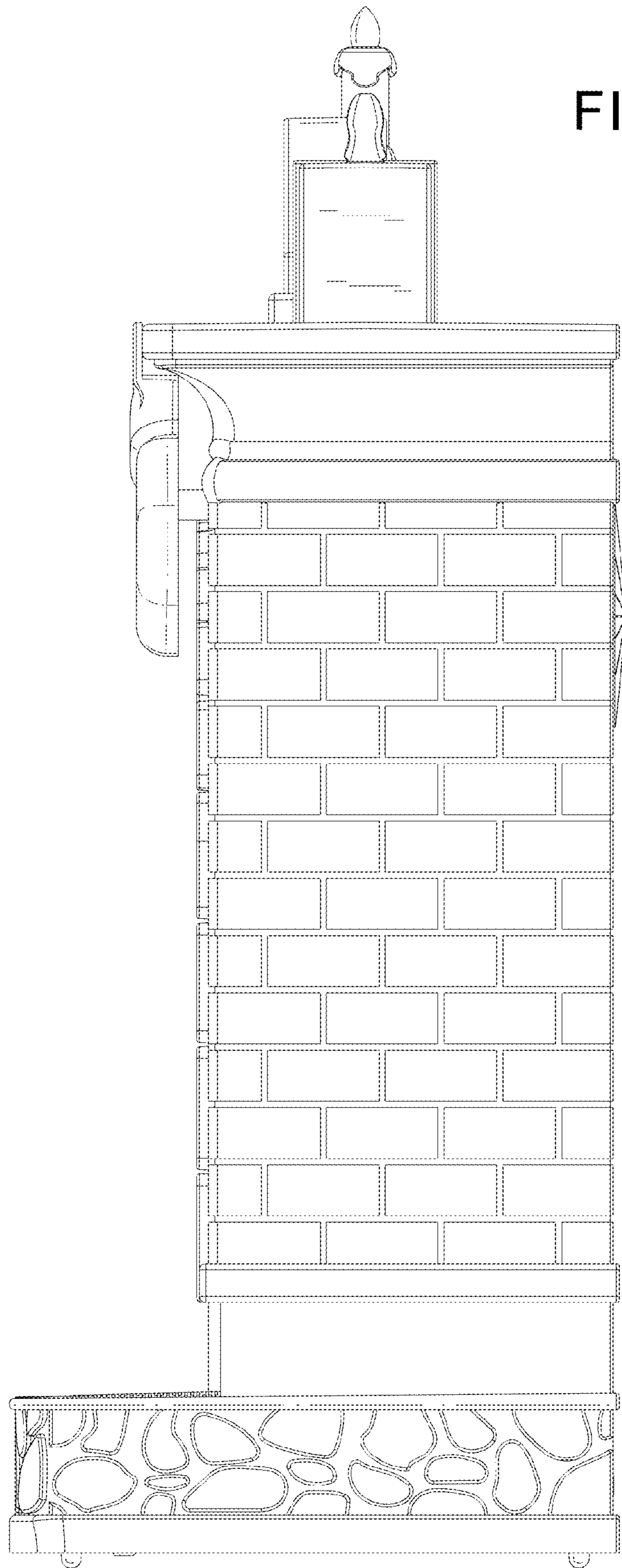


FIG. 6

FIG. 7

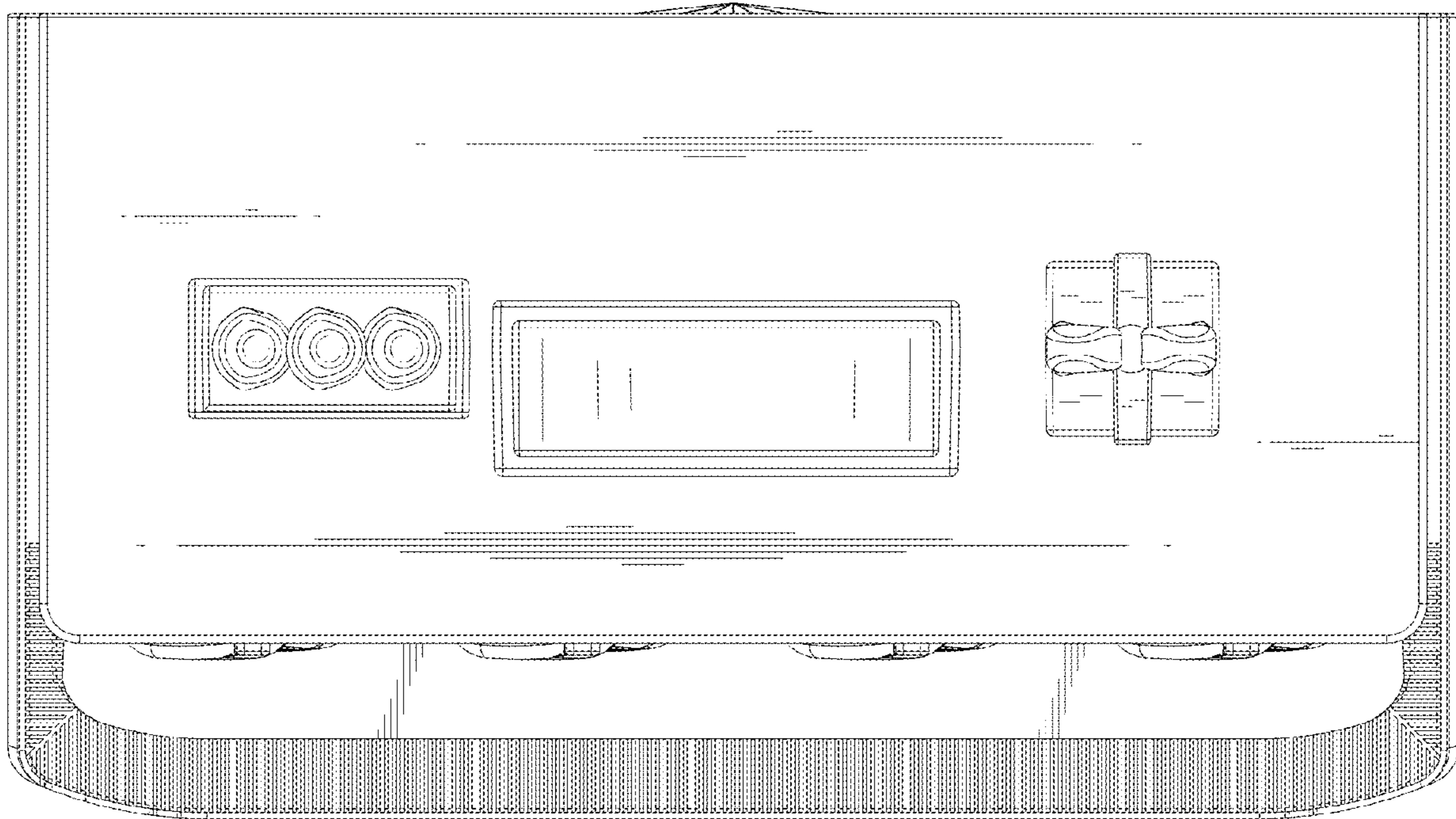


FIG. 8

