



US00D951485S

(12) **United States Design Patent**  
**Riccobene et al.**

(10) **Patent No.:** **US D951,485 S**  
(45) **Date of Patent:** **\*\* May 10, 2022**

(54) **SET OF PAVERS**

(71) Applicant: **Riccobene Designs LLC**, Albuquerque, NM (US)

(72) Inventors: **Dominic T. Riccobene**, Los Ranchos, NM (US); **Thomas S. Riccobene, Jr.**, Los Ranchos, NM (US)

(73) Assignee: **RICCOBENE DESIGNS LLC**, Albuquerque, NM (US)

(\*\*) Term: **15 Years**

(21) Appl. No.: **29/730,198**

(22) Filed: **Apr. 2, 2020**

(51) **LOC (13) Cl.** ..... **25-01**

(52) **U.S. Cl.**  
USPC ..... **D25/113**

(58) **Field of Classification Search**

USPC ..... D25/112-118, 199  
CPC . E02B 3/062; E02B 3/123; E02B 3/14; E01C 9/004; E01C 5/06; E01C 5/08; B28B 7/346; B28B 23/0012; B28B 23/022

See application file for complete search history.

(56) **References Cited**

U.S. PATENT DOCUMENTS

1,994,644 A	3/1935	Harshberger
2,674,856 A	4/1954	Louckes
3,340,660 A	9/1967	Arcari
D230,581 S	3/1974	Garrett
3,891,340 A	6/1975	Bolli
3,903,702 A	9/1975	Appleton
D238,518 S	1/1976	Hendrickson
4,152,875 A	5/1979	Soland
4,184,788 A	1/1980	Colle
4,185,939 A	1/1980	Barth et al.
4,370,075 A	1/1983	Scales

(Continued)

FOREIGN PATENT DOCUMENTS

FR 2732700 A1 10/1996  
JP D1363252 \* 6/2009

(Continued)

OTHER PUBLICATIONS

Riccobene Cobble Mat at Lowes.com <https://www.lowes.com/pd/Riccobene-Cobble-Mat-Articulating-Paving-Mat-Charcoal-Dark-Gray-Concrete-Patio-Stone-Common-11-75-in-x-23-5-in-Actual-11-75-in-x-23-4-in/1001857592> Aug. 15, 2020 (Year: 2020).\*

(Continued)

*Primary Examiner* — Leanne Was-Englehart

(74) *Attorney, Agent, or Firm* — Greer, Burns & Crain, Ltd.

(57) **CLAIM**

The ornamental design for a set of pavers, as shown and described.

**DESCRIPTION**

FIG. 1 is a perspective view of a set of pavers showing the new design;

FIG. 2 is a top plan view thereof;

FIG. 3 is a bottom plan view thereof;

FIG. 4 is a side elevational view thereof;

FIG. 5 is an opposite side elevational view thereof;

FIG. 6 is a front elevational view thereof;

FIG. 7 is a rear elevational view thereof;

FIG. 8 is a perspective view of a second embodiment of a set of pavers showing the new design;

FIG. 9 is a top plan view thereof;

FIG. 10 is a bottom plan view thereof;

FIG. 11 is a side elevational view thereof;


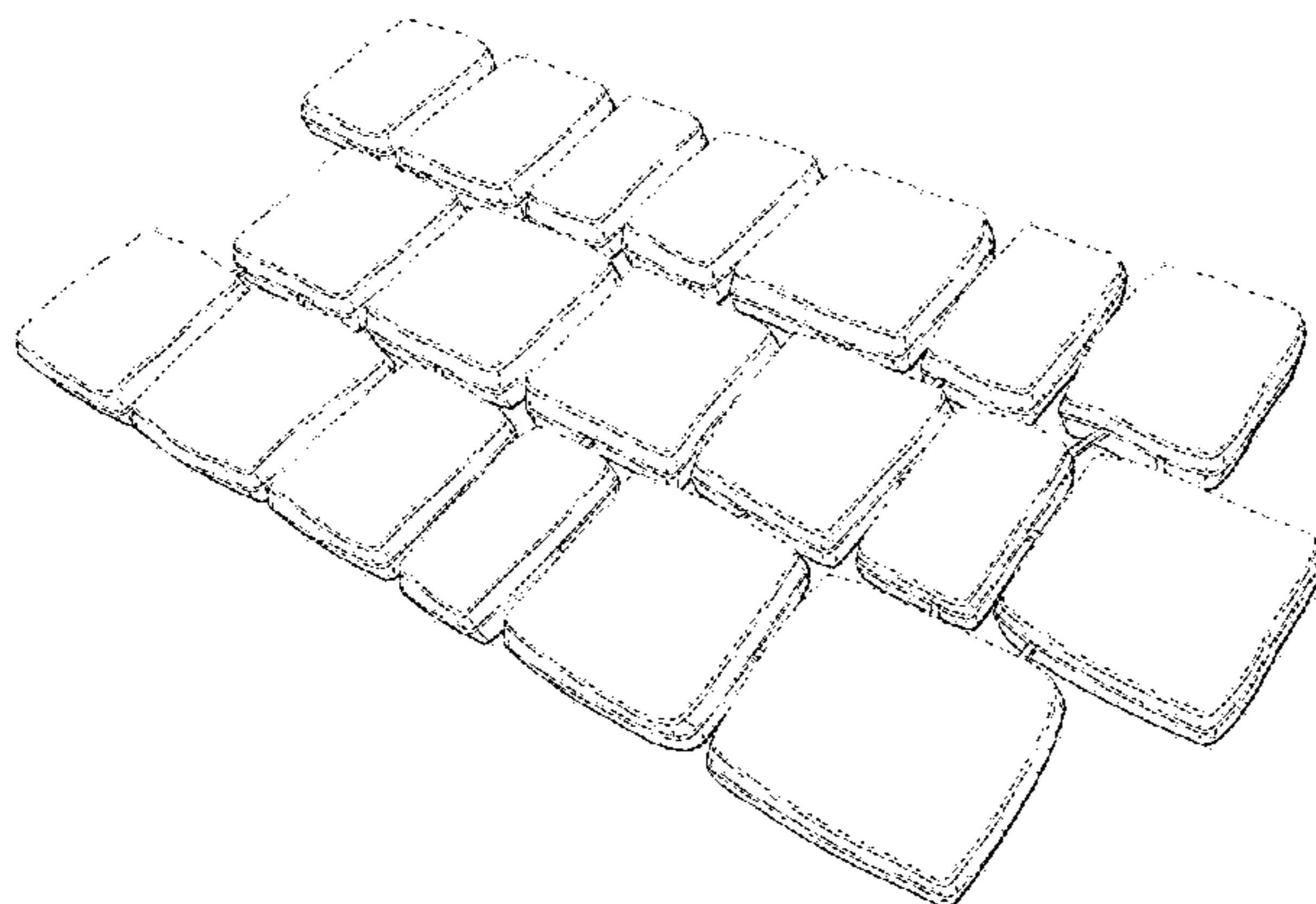
FIG. 12 is an opposite side elevational view thereof;

FIG. 13 is a front elevational view thereof; and,

FIG. 14 is a rear elevational view thereof.

The broken lines in FIGS. 1-2, 4-9 and 11-14 define the boundary of the claimed design and form no part thereof.

**1 Claim, 8 Drawing Sheets**



(56)

References Cited

U.S. PATENT DOCUMENTS

4,449,847 A \* 5/1984 Scales ..... E02B 3/127  
405/17

D312,881 S 12/1990 Naether  
5,108,222 A 4/1992 Jansson et al.  
5,167,991 A 12/1992 Lowe  
D346,037 S 4/1994 Ingvorsen  
5,484,230 A 1/1996 Rudloff  
5,486,066 A 1/1996 Hagenah  
5,615,971 A \* 4/1997 Boev e ..... E01C 5/08  
47/33

D392,750 S \* 3/1998 Scales ..... D25/113  
5,775,838 A 7/1998 Pettee, Sr.  
5,779,391 A 7/1998 Knight  
6,267,531 B1 7/2001 Clarke  
D462,180 S 9/2002 Kao  
6,508,607 B1 1/2003 Smith  
6,558,074 B2 5/2003 Jansson  
6,612,776 B1 9/2003 Jansson  
6,688,810 B2 2/2004 Jansson  
D488,872 S 4/2004 Froech  
D489,140 S 4/2004 Froech  
D489,141 S 4/2004 Froech  
D494,685 S \* 8/2004 Rinninger ..... D25/113  
6,863,472 B2 3/2005 Jansson  
D505,733 S \* 5/2005 Castonguay ..... D25/113  
6,942,421 B2 9/2005 Jansson  
D511,011 S 10/2005 Crump  
7,037,037 B1 5/2006 Smith et al.  
7,048,469 B1 5/2006 Jansson  
D539,923 S 4/2007 Urriola  
D566,001 S 4/2008 Buchenroth, III et al.  
D575,414 S 8/2008 Salerno  
D606,210 S 12/2009 Thomassen  
7,637,688 B2 12/2009 Riccobene  
8,011,152 B2 9/2011 Thomassen  
D657,890 S 4/2012 Riccobene  
D661,407 S 6/2012 Riccobene  
D661,409 S 6/2012 Riccobene

D664,677 S 7/2012 Riccobene  
8,256,988 B1 9/2012 Haber  
8,336,274 B2 12/2012 Riccobene  
D674,510 S 1/2013 Riccobene  
D695,922 S 12/2013 Dignard  
8,678,705 B1 3/2014 Smith et al.  
8,726,595 B2 5/2014 Riccobene  
8,820,022 B1 9/2014 Riccobene et al.  
9,021,761 B2 5/2015 Riccobene et al.  
D775,372 S 12/2016 Lundell et al.  
D782,703 S 3/2017 Riccobene  
D782,704 S 3/2017 Riccobene  
D809,673 S \* 2/2018 Lundell ..... D25/113  
10,066,393 B1 9/2018 Menendez  
10,392,764 B1 \* 8/2019 Sanchez ..... E02B 3/14  
D896,995 S \* 9/2020 Riccobene ..... D25/113  
D901,721 S \* 11/2020 Scales ..... D25/113  
D914,245 S \* 3/2021 Scales ..... D25/113  
2005/0210811 A1 9/2005 Nasvik  
2008/0118309 A1 5/2008 Jansson  
2011/0061331 A1 \* 3/2011 Constable ..... E01C 5/00  
52/745.19

2013/0209170 A1 8/2013 Doman  
2014/0260059 A1 9/2014 Riccobene

FOREIGN PATENT DOCUMENTS

KR 300485542.0000 \* 3/2008  
KR 301012707.0000 \* 7/2019  
NL 1004984 C1 3/1997  
WO WO 9307339 4/1993

OTHER PUBLICATIONS

Scg-paving-tile-carpet-stone-black-grey-38x92x3.5 cm-packshot-01 (on-line), dated Jul. 13, 2017. Retrieved from Internet Aug. 1, 2019, URL: <https://www.ruamcementonline.com/scg-paving-tile-carpet-stone-black-grey-38x92x3-5-cm-packshot-01> (1 page) (Year: 2017).

\* cited by examiner

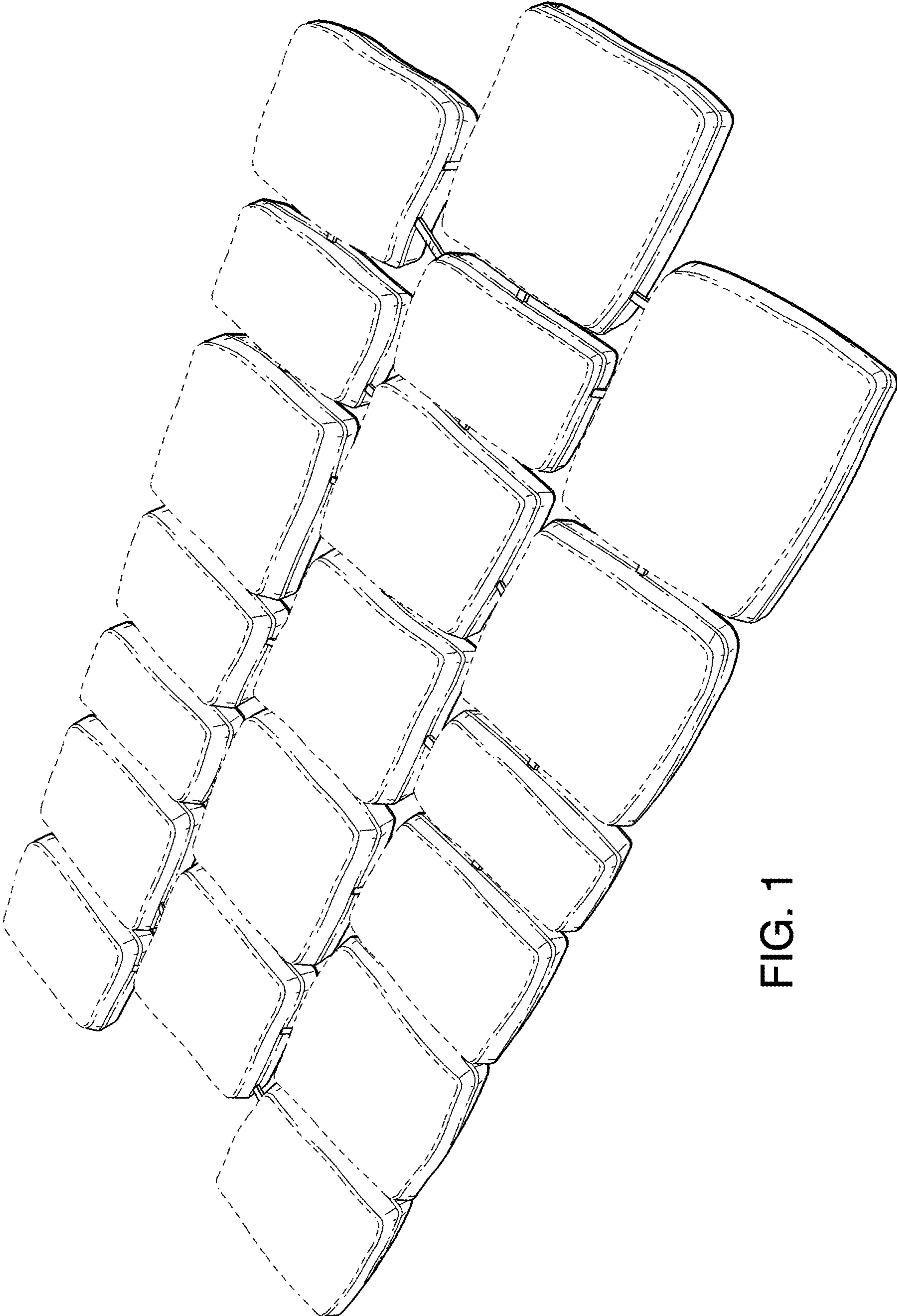


FIG. 1




FIG. 2




FIG. 3

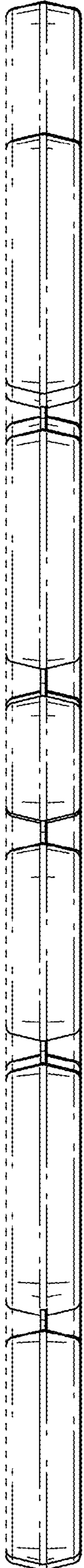


FIG. 4

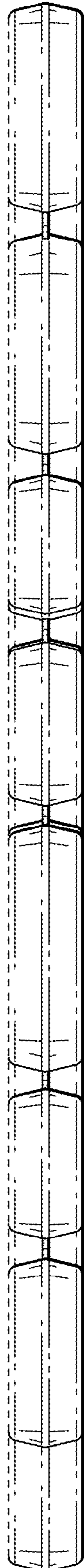


FIG. 5




FIG. 6




FIG. 7

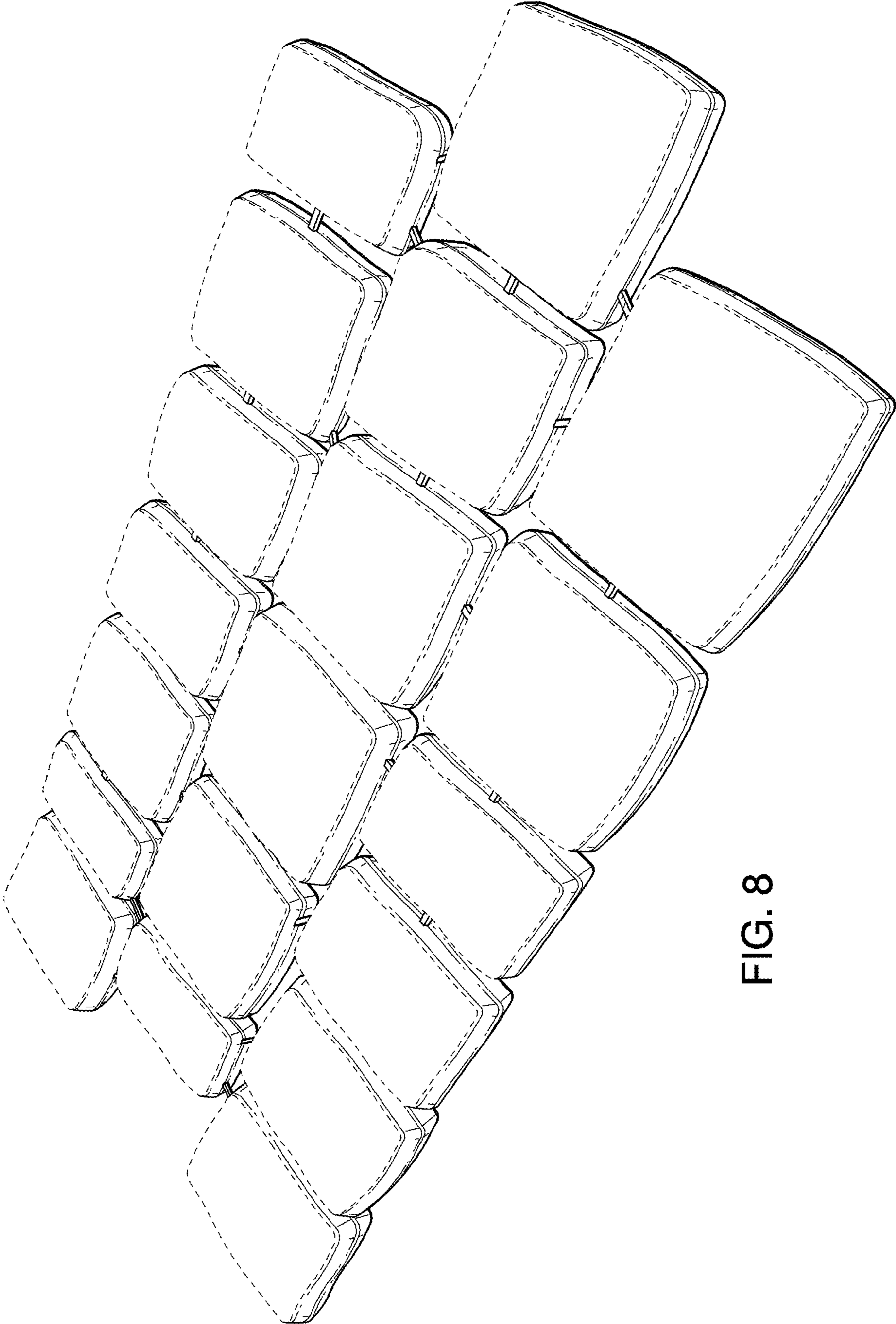


FIG. 8




FIG. 9






FIG. 10

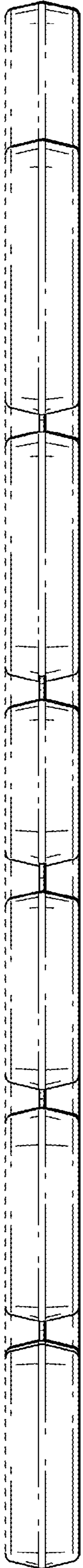


FIG. 11

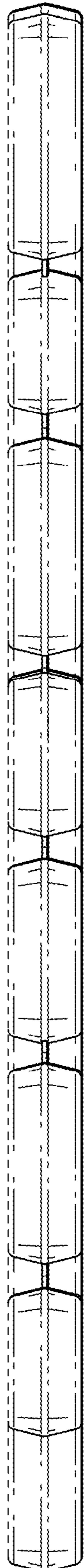


FIG. 12




FIG. 13




FIG. 14