



US00D951468S

(12) **United States Design Patent** (10) **Patent No.:** **US D951,468 S**
Yu (45) **Date of Patent:** **** May 10, 2022**

(54) **LIP-SHAPED MASSAGING TOOL**
(71) Applicant: **Shenzhen Huangchao Apparel Co., Ltd.**, Gaobeidian (CN)
(72) Inventor: **Hongni Yu**, Gaobeidian (CN)
(**) Term: **15 Years**
(21) Appl. No.: **29/797,926**
(22) Filed: **Jul. 3, 2021**
(51) **LOC (13) Cl.** **28-03**
(52) **U.S. Cl.**
USPC **D24/214**
(58) **Field of Classification Search**
USPC D24/133, 152, 200, 211, 212, 213, 214,
D24/215; D28/21; D7/649, 652, 688,
D7/693
CPC A61H 2201/0153; A61H 13/00; A61B
17/1659; A61B 2017/320008
See application file for complete search history.

D788,934 S * 6/2017 Hirokawa D24/215
D825,068 S * 8/2018 van den Dries D24/200
D828,924 S * 9/2018 Maroney D24/200
D857,223 S * 8/2019 Nagata D24/215
D861,185 S * 9/2019 Pihlavamaki D24/214
D866,781 S * 11/2019 Maroney D24/200
D868,279 S * 11/2019 Chiu D24/214
D868,980 S * 12/2019 Yang D24/200
D882,808 S * 4/2020 Miller D24/215
D904,638 S * 12/2020 Shiota D24/215
D908,905 S * 1/2021 Braden D24/215
D908,906 S 1/2021 Braden
D912,262 S 3/2021 Rubinshteyn
2020/0085670 A1* 3/2020 Hanson A61H 7/003

* cited by examiner

Primary Examiner — Michael A Maharajh
(74) *Attorney, Agent, or Firm* — Whitewood Law PLLC;
Shengmao Mu

(57) **CLAIM**

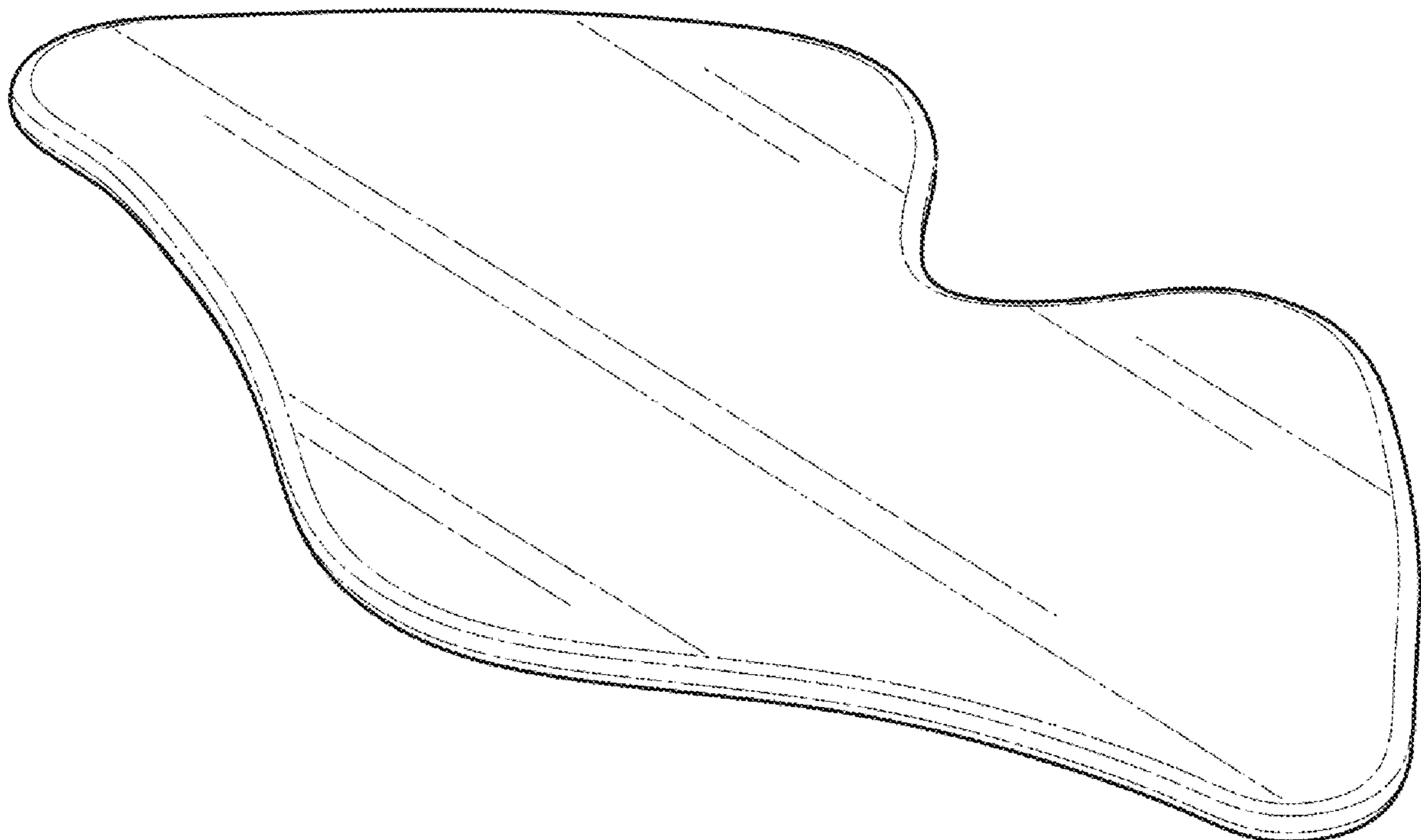
The ornamental design for a lip shaped massaging tool, as shown and described.

DESCRIPTION

FIG. 1 is a perspective view of a lip-shaped massaging tool showing my new design;
FIG. 2 is a right side elevational view thereof;
FIG. 3 is a left side elevational view thereof;
FIG. 4 is a front view thereof;
FIG. 5 is a rear view thereof;
FIG. 6 is a top plan view thereof; and,
FIG. 7 is a bottom plan thereof.

1 Claim, 7 Drawing Sheets

(56) **References Cited**
U.S. PATENT DOCUMENTS
D586,469 S * 2/2009 Henry D24/200
D632,400 S * 2/2011 Bludorn D24/189
D684,702 S * 6/2013 Cho D24/215
D686,333 S * 7/2013 Innes D24/215
D700,351 S 2/2014 Kojima
RE45,657 E * 8/2015 Cho D24/215
D752,238 S 3/2016 Stock
D757,281 S 5/2016 Hsieh



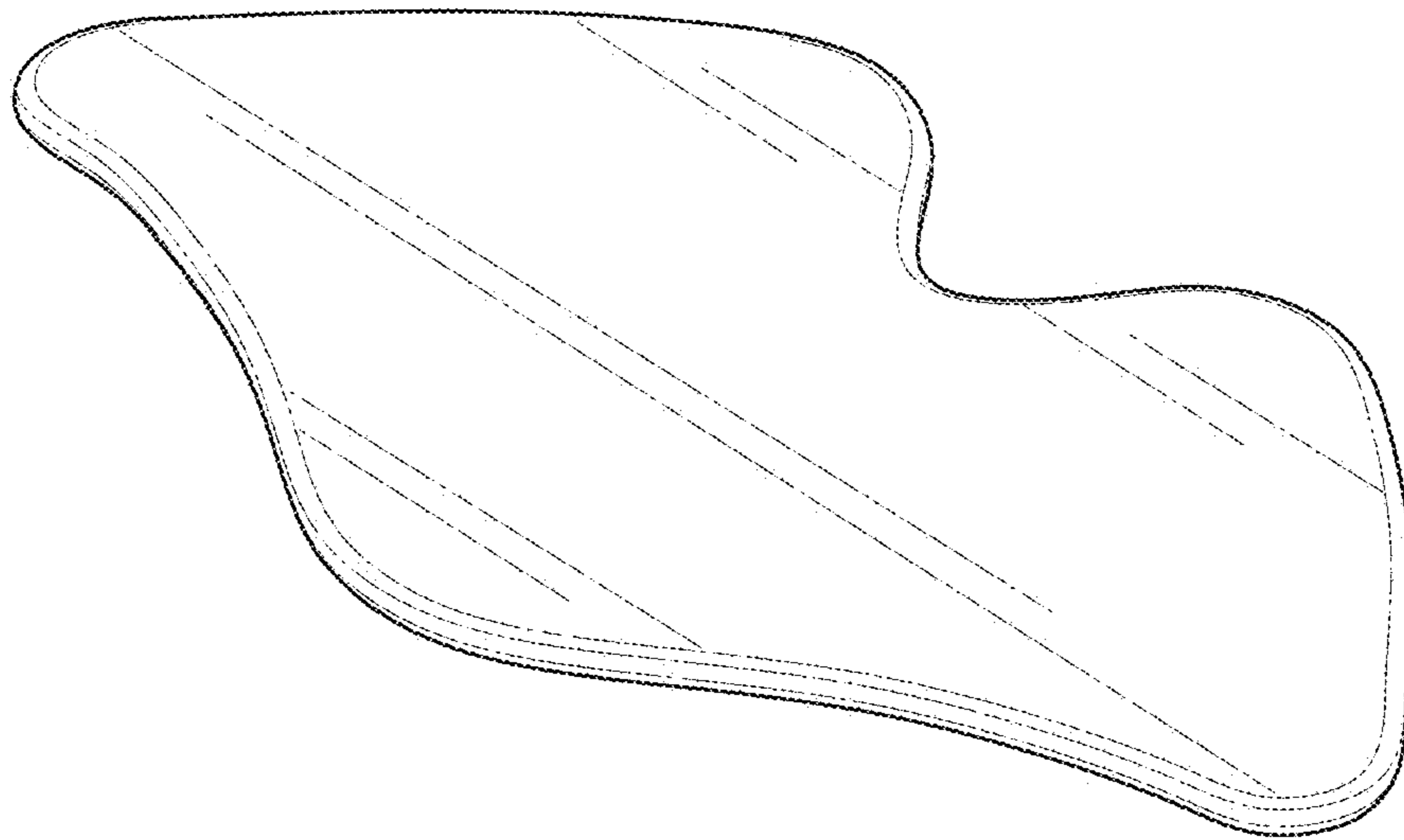


FIG.1



FIG.2




FIG.3



FIG.4



FIG.5

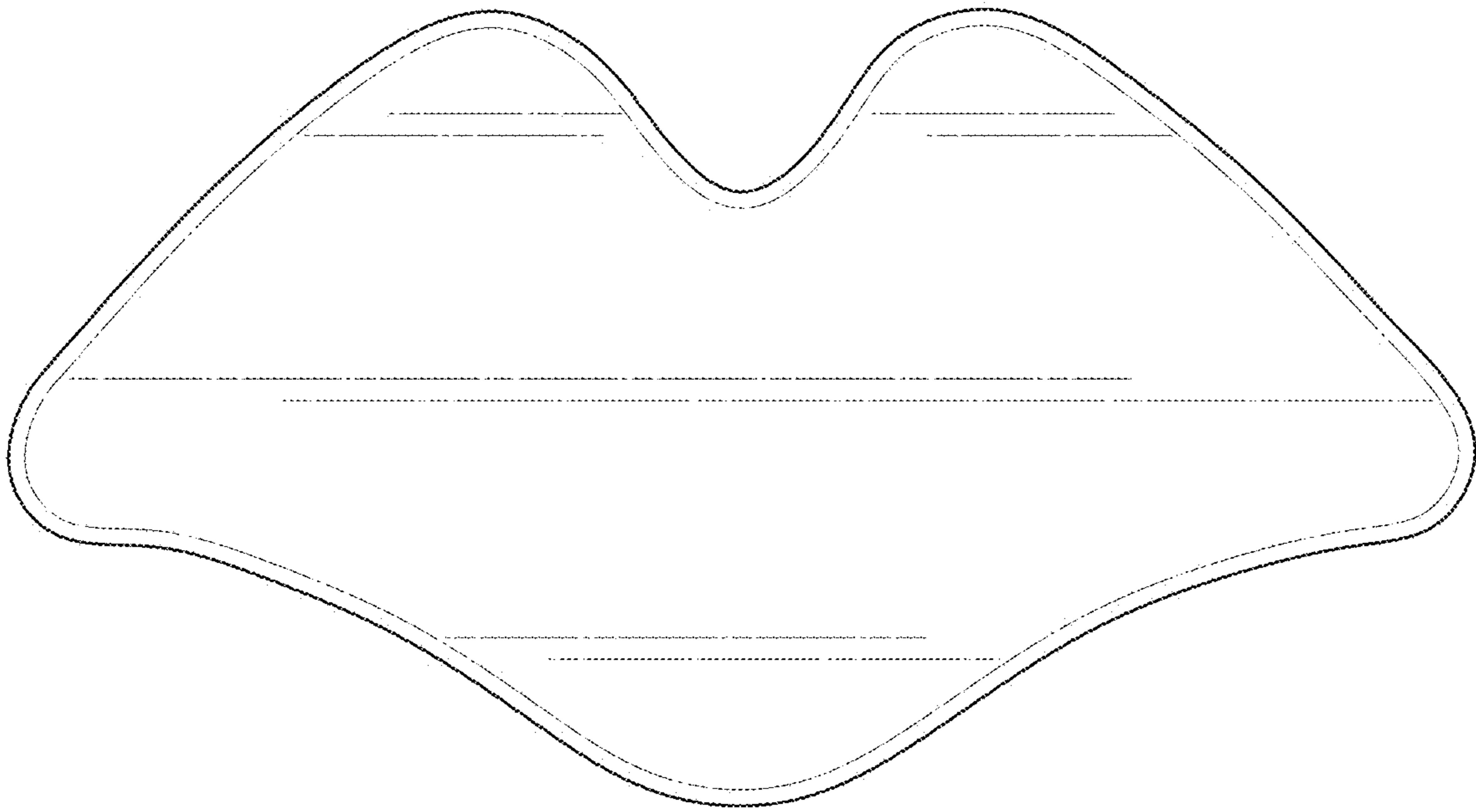


FIG. 6




FIG. 7