



US00D951467S

(12) **United States Design Patent** (10) **Patent No.:** **US D951,467 S**
Sonoda et al. (45) **Date of Patent:** **** May 10, 2022**

(54) **HAND WARMER**

(71) Applicant: **Kobayashi Pharmaceutical Co., Ltd.**,
Osaka (JP)

(72) Inventors: **Goro Sonoda**, Sanda (JP); **Tetsuya Maruyama**, Takarazuka (JP)

(73) Assignee: **Kobayashi Pharmaceutical Co., Ltd.**,
Osaka (JP)

(**) Term: **15 Years**

(21) Appl. No.: **29/806,413**

(22) Filed: **Sep. 2, 2021**

Related U.S. Application Data

(62) Division of application No. 35/508,896, filed on May 21, 2019 (U.S. filing date under 35 U.S.C. 384), and having an international filing date of May 21, 2019, now Pat. No. Des. 930,174.

(30) **Foreign Application Priority Data**

Nov. 21, 2018 (JP) 2018-025440
Nov. 21, 2018 (JP) 2018-025441
Nov. 21, 2018 (JP) 2018-025442
Nov. 21, 2018 (JP) 2018-025443
Nov. 21, 2018 (JP) 2018-025444
Nov. 21, 2018 (JP) 2018-025445
Nov. 21, 2018 (JP) 2018-025446

(51) **LOC (13) Cl.** **24-04**

(52) **U.S. Cl.**
USPC **D24/206**

(58) **Field of Classification Search**
USPC D24/207, 208, 189; D2/610
CPC A61F 7/02; A61F 7/03; A61F 7/034; A61F
2007/0036; A41D 13/081; A41D 13/0051;
A45C 3/14

See application file for complete search history.

(56) **References Cited**

U.S. PATENT DOCUMENTS

1,549,510 A * 8/1925 Schnitzler A61F 7/08
383/105
D154,277 S * 6/1949 Karlen D24/192
4,227,270 A * 10/1980 Rivera A45C 9/00
248/102
D258,155 S * 2/1981 Mathews 8/160
4,287,621 A * 9/1981 Kertz B60N 3/00
224/276

(Continued)

FOREIGN PATENT DOCUMENTS

JP 2019010447 A * 1/2019

Primary Examiner — Calvin E Vansant

(74) *Attorney, Agent, or Firm* — Fitch, Even, Tabin & Flannery LLP

(57) **CLAIM**

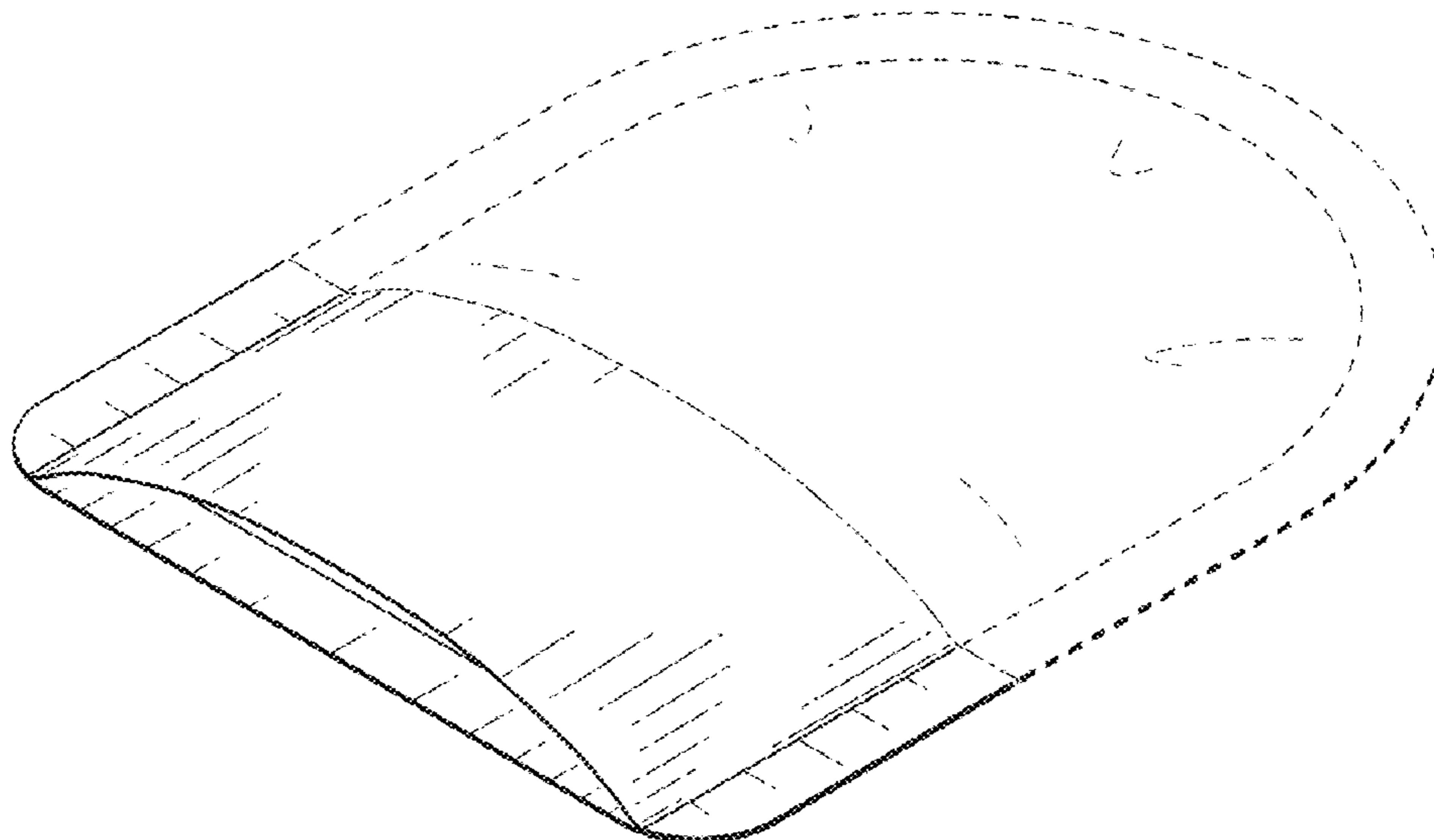
We claim the ornamental design for a hand warmer, as shown and described.

DESCRIPTION

FIG. 1 is a perspective view of a hand warmer, showing our new design;
FIG. 2 is a front elevational view thereof;
FIG. 3 is a top plan view thereof;
FIG. 4 is a right side elevational view thereof, the left side elevational view being a mirror image;
FIG. 5 is a rear elevational view thereof;
FIG. 6 is a bottom plan view thereof;
FIG. 7 is cross-sectional view thereof taken along line 7-7 of FIG. 2; and,
FIG. 8 is an in-use view thereof.

The dashed broken lines show portions of the hand warmer that form no part of the claimed design. The dot-dash-dot broken lines define the bounds of the claimed design and form no part thereof.

1 Claim, 8 Drawing Sheets



(56)

References Cited

U.S. PATENT DOCUMENTS

D270,320 S * 8/1983 Smith A47G 9/0253
D6/601
D295,079 S * 4/1988 Wagle D24/119
D315,845 S * 4/1991 Lafley 5/646
5,050,596 A * 9/1991 Walasek F25D 3/08
607/111
5,084,986 A * 2/1992 Usui A61F 7/03
126/204
5,603,727 A * 2/1997 Clark A61F 7/02
126/204
5,679,052 A * 10/1997 Rucki A61F 7/02
2/267
5,715,841 A * 2/1998 Utecht A61B 42/10
128/897
6,318,359 B1 * 11/2001 Schmidt F28D 20/028
126/263.03
D456,517 S * 4/2002 Kraska D24/189
D458,687 S * 6/2002 Dale D24/189
D545,441 S * 6/2007 Miyachika D24/189
D553,250 S * 10/2007 Juta D24/190
D564,721 S * 3/2008 Vinson D32/40
D650,085 S * 12/2011 Rucker D24/207
D683,040 S * 5/2013 Arsenault D24/206
D685,489 S * 7/2013 Nishioka A47G 9/0253
D24/206
D687,558 S * 8/2013 Sonoda D24/206
D690,022 S * 9/2013 Sonoda A47G 9/0253
D24/206
D699,052 S * 2/2014 Jalan A47G 9/0253
D6/601
8,721,700 B2 * 5/2014 Stuffel A61F 7/007
607/111

D746,996 S * 1/2016 Karlsson A61F 7/007
D24/189
D774,657 S * 12/2016 Landini A61F 7/08
D24/207
D783,227 S * 4/2017 Ledingham A41D 13/081
D2/610
9,671,133 B2 * 6/2017 Sonoda F24V 30/00
D825,071 S * 8/2018 Suzuki A61F 7/02
D24/206
10,172,738 B2 * 1/2019 Whitely A61F 7/02
D843,588 S * 3/2019 Slowey A61F 7/034
D24/189
D866,770 S * 11/2019 Hahn A61F 7/034
D24/189
D875,955 S * 2/2020 Turner F28D 20/028
D24/189
D885,597 S * 5/2020 Godfrey A61F 7/02
D24/206
D887,174 S * 6/2020 Bridgham D6/601
D890,355 S * 7/2020 Nordeen A61F 7/03
D24/206
D896,546 S * 9/2020 Lowder D6/601
D904,794 S * 12/2020 Steinbock A47G 9/0253
D6/601
D905,473 S * 12/2020 Moule D6/602
D930,174 S * 9/2021 Sonoda D24/206
2002/0124315 A1 * 9/2002 Clarke A63H 9/00
5/636
2007/0256679 A1 * 11/2007 Yim A61F 7/034
126/263.02
2008/0087271 A1 * 4/2008 Ajiri A61F 7/034
126/263.02
2012/0071955 A1 * 3/2012 Yockel A61F 7/02
607/114

* cited by examiner

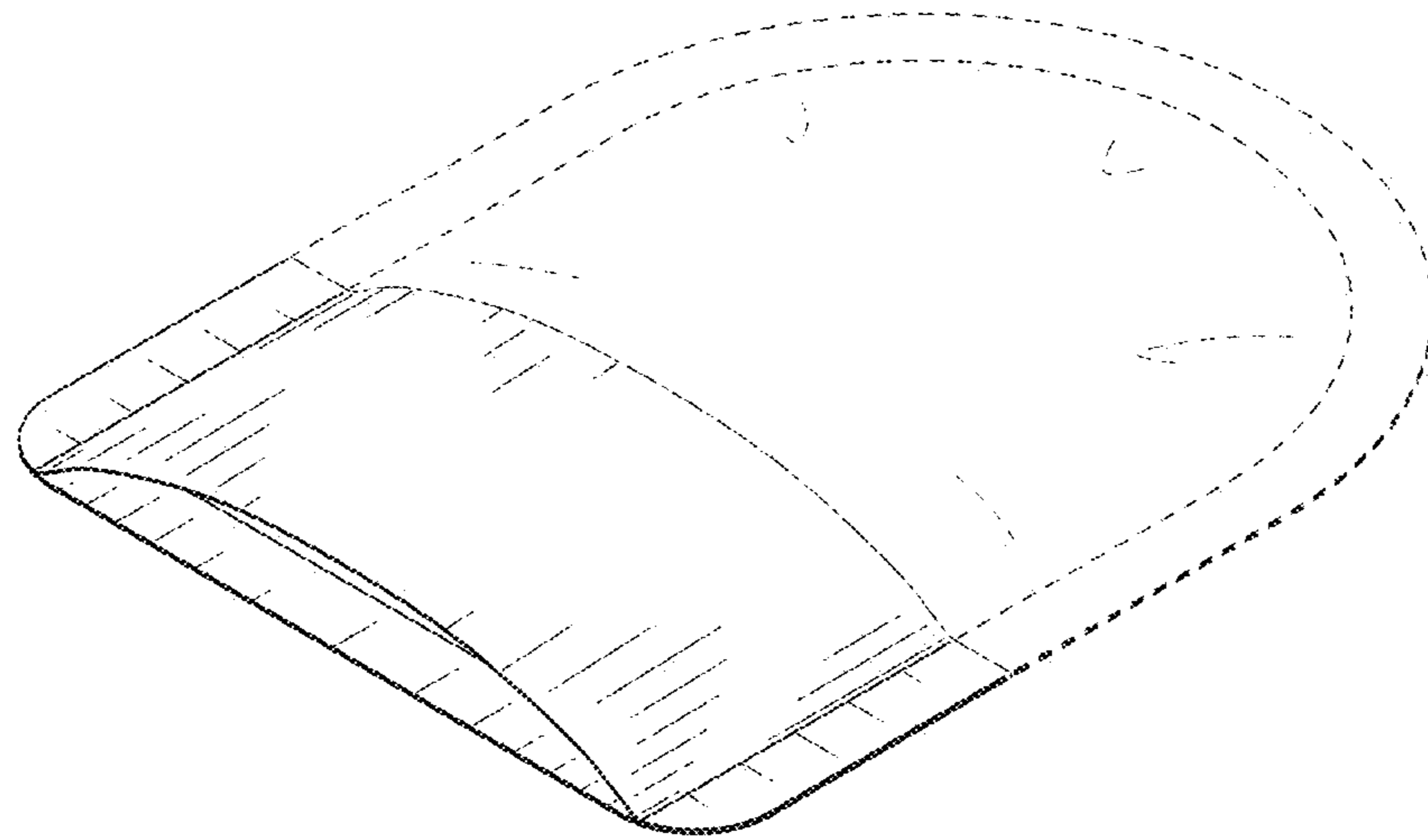


FIG. 1

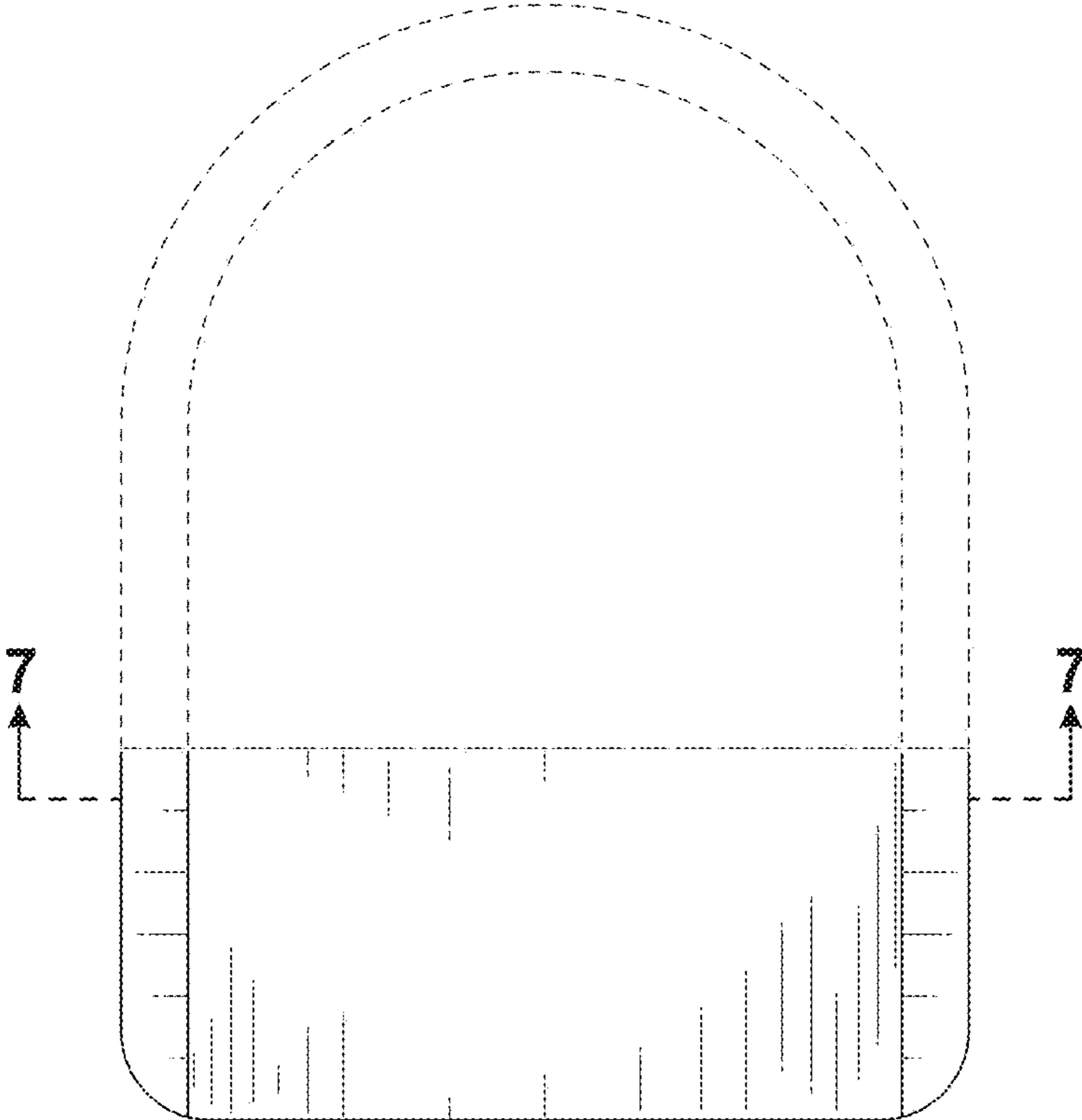


FIG. 2

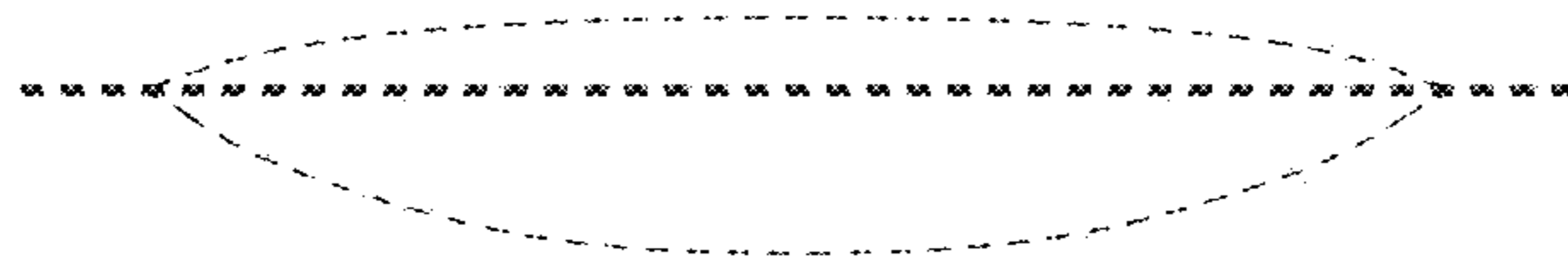


FIG. 3




FIG. 4

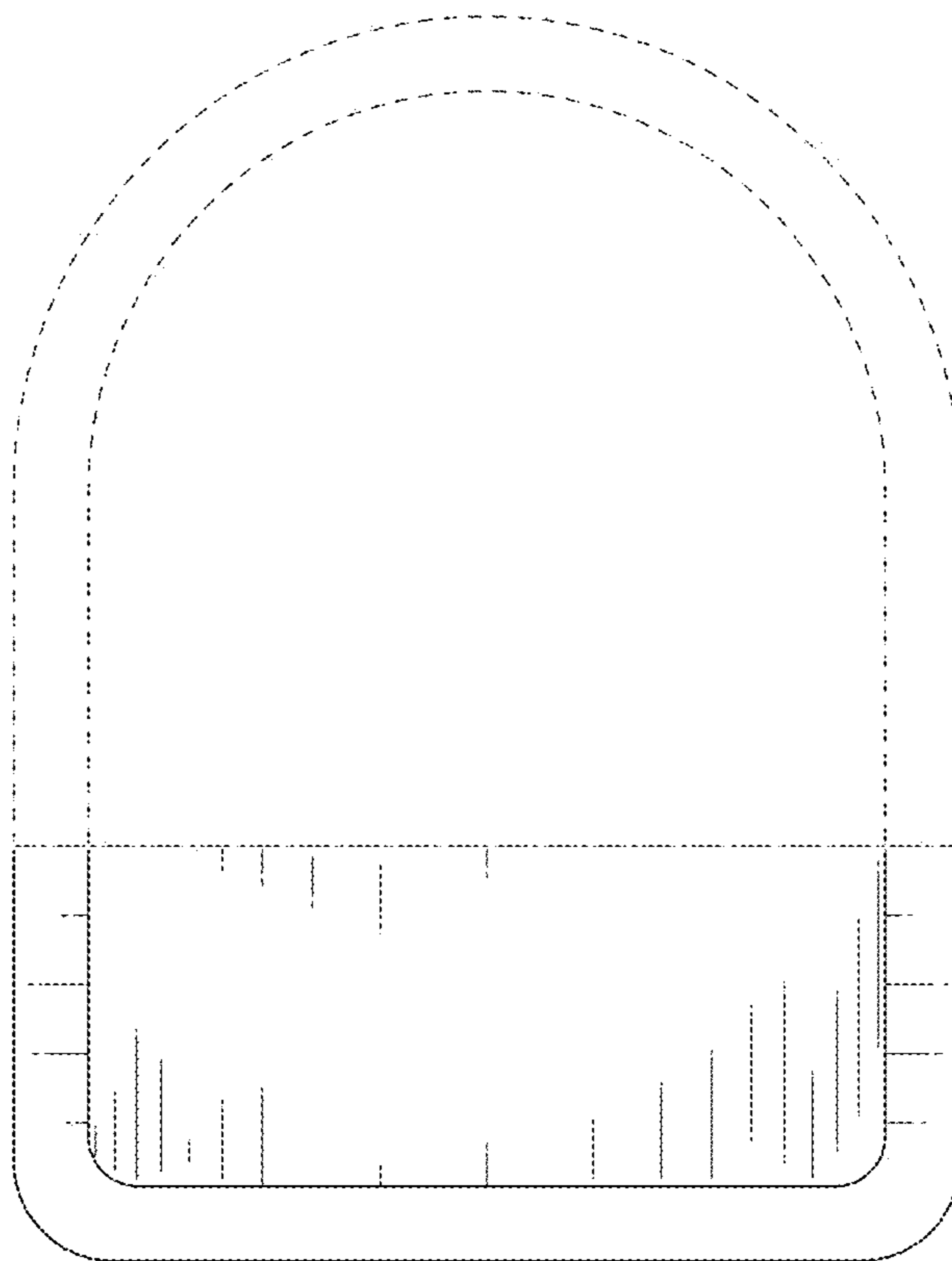


FIG. 5

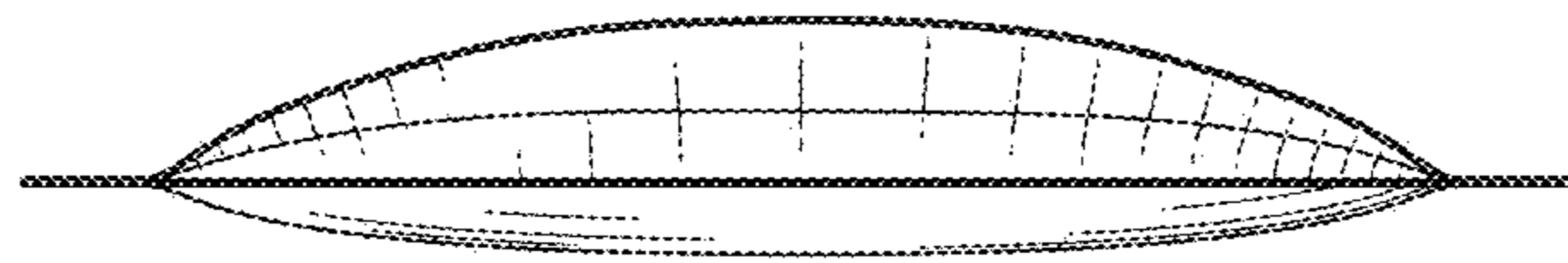


FIG. 6

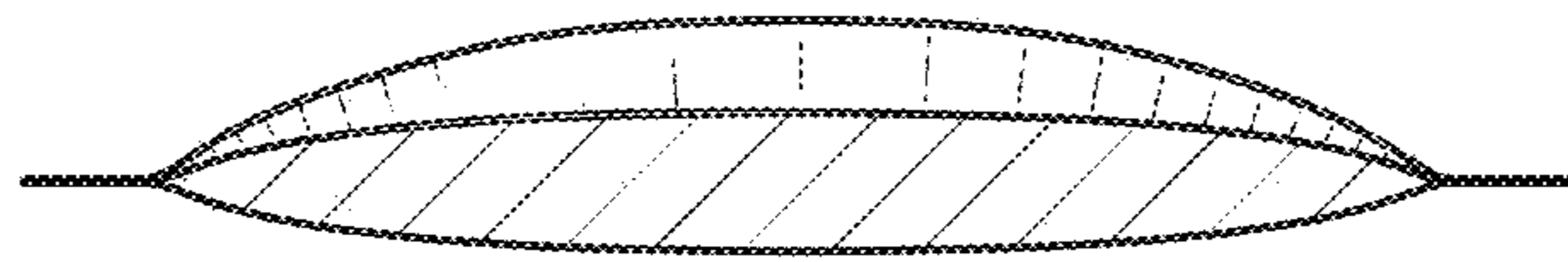


FIG. 7

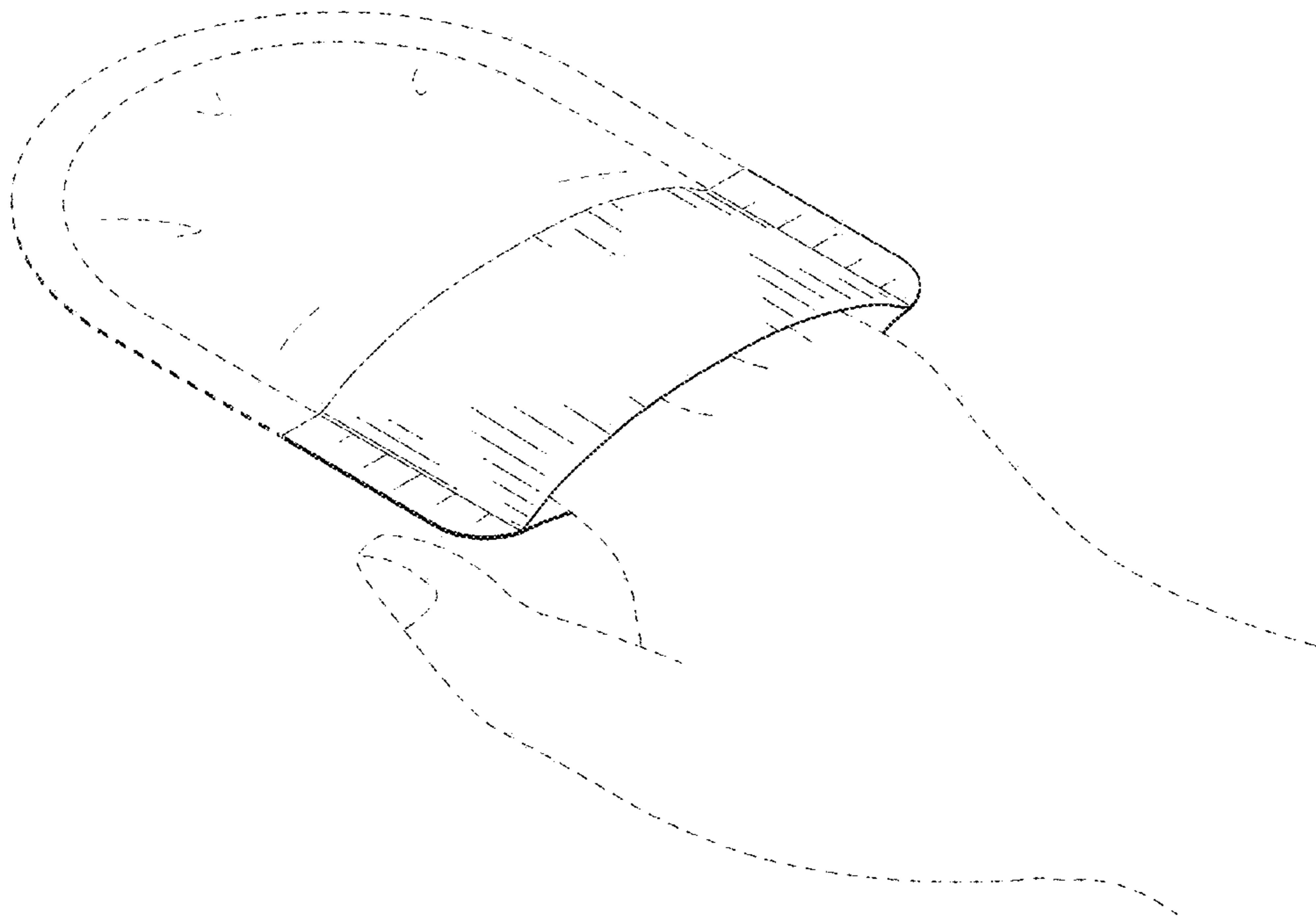


FIG. 8