



US00D951456S

(12) **United States Design Patent**  
**Ooshima et al.**

(10) **Patent No.:** **US D951,456 S**  
(45) **Date of Patent:** **\*\* May 10, 2022**

(54) **OPERATION DEVICE**

(71) Applicant: **Canon Medical Systems Corporation,**  
Otagawa (JP)

(72) Inventors: **Jun Ooshima,** Nasushiobara (JP);  
**Noriaki Baba,** Tokyo (JP)

(73) Assignee: **Canon Medical Systems Corporation,**  
Otagawa (JP)

(\*\*) Term: **15 Years**

(21) Appl. No.: **29/708,312**

(22) Filed: **Oct. 4, 2019**

(30) **Foreign Application Priority Data**

Apr. 5, 2019 (JP) ..... 2019-007396

(51) **LOC (13) Cl.** ..... **24-01**

(52) **U.S. Cl.**  
USPC ..... **D24/158; D13/162; D24/186**

(58) **Field of Classification Search**  
USPC ..... D13/158, 162, 184; D24/107, 158, 161,  
D24/185, 186

CPC ..... H05K 5/00; H05K 5/0004; H05K 5/0008;  
H05K 5/0017; H05K 5/03; H05K 5/04;  
H05K 5/06; A61B 6/032; A61B 6/06;  
A61B 6/4405; A61B 6/4411; A61B  
5/055; G01N 23/046; G01R 33/48

See application file for complete search history.

(56) **References Cited**

**U.S. PATENT DOCUMENTS**

D490,516 S \* 5/2004 Takahashi ..... D24/186  
D503,402 S \* 3/2005 Su ..... D14/388  
D553,750 S \* 10/2007 Yamaoka ..... D24/172  
D559,389 S \* 1/2008 Takahashi ..... D24/158  
D591,423 S \* 4/2009 Diener ..... D24/158  
D609,343 S \* 2/2010 Omaki ..... D24/165

D609,344 S \* 2/2010 Hara ..... D24/165  
D642,992 S \* 8/2011 Sasaki ..... D13/164  
D651,319 S \* 12/2011 Hara ..... D24/165  
D683,034 S \* 5/2013 Shigeno ..... D24/186  
D695,405 S \* 12/2013 Moon ..... D24/158  
8,805,700 B2 \* 8/2014 Nemoto ..... A61B 6/00  
600/300  
D727,506 S \* 4/2015 Tan ..... D24/158  
D751,205 S \* 3/2016 Tan et al.  
D773,405 S \* 12/2016 Daubenmerkl ..... D13/164  
D828,568 S \* 9/2018 Köhler ..... D24/186  
D872,865 S \* 1/2020 Richter ..... D24/186  
D905,249 S \* 12/2020 He ..... D24/185  
D905,654 S \* 12/2020 Tani ..... D14/141.3  
D908,893 S \* 1/2021 Xia ..... D24/186  
D913,505 S \* 3/2021 Henderson ..... D24/186

(Continued)

**FOREIGN PATENT DOCUMENTS**

CN 303000927 S 11/2014  
JP 1457231 12/2012

(Continued)

*Primary Examiner* — Selina Sikder

(74) *Attorney, Agent, or Firm* — Finnegan, Henderson,  
Farabow, Garrett & Dunner, L.L.P.

(57) **CLAIM**

The ornamental design for an operation device, as shown  
and described.

**DESCRIPTION**

FIG. 1 is a perspective view of an operation device showing  
our new design;

FIG. 2 is a front elevational view thereof;

FIG. 3 is a right-side elevational view thereof;


FIG. 4 is a left-side elevational view thereof;

FIG. 5 is a top plan view thereof;

FIG. 6 is a rear elevational view thereof; and,

FIG. 7 is a bottom plan view thereof.

**1 Claim, 7 Drawing Sheets**



(56)

**References Cited**

U.S. PATENT DOCUMENTS

D940,331 S \* 1/2022 Räisänen ..... D24/186  
2011/0112399 A1\* 5/2011 Willems ..... F16M 13/04  
600/437  
2015/0190114 A1\* 7/2015 Ninomiya ..... A61B 8/467  
600/437

FOREIGN PATENT DOCUMENTS

JP 1513441 12/2014  
JP 1611267 8/2018

\* cited by examiner





FIG. 1






FIG. 2

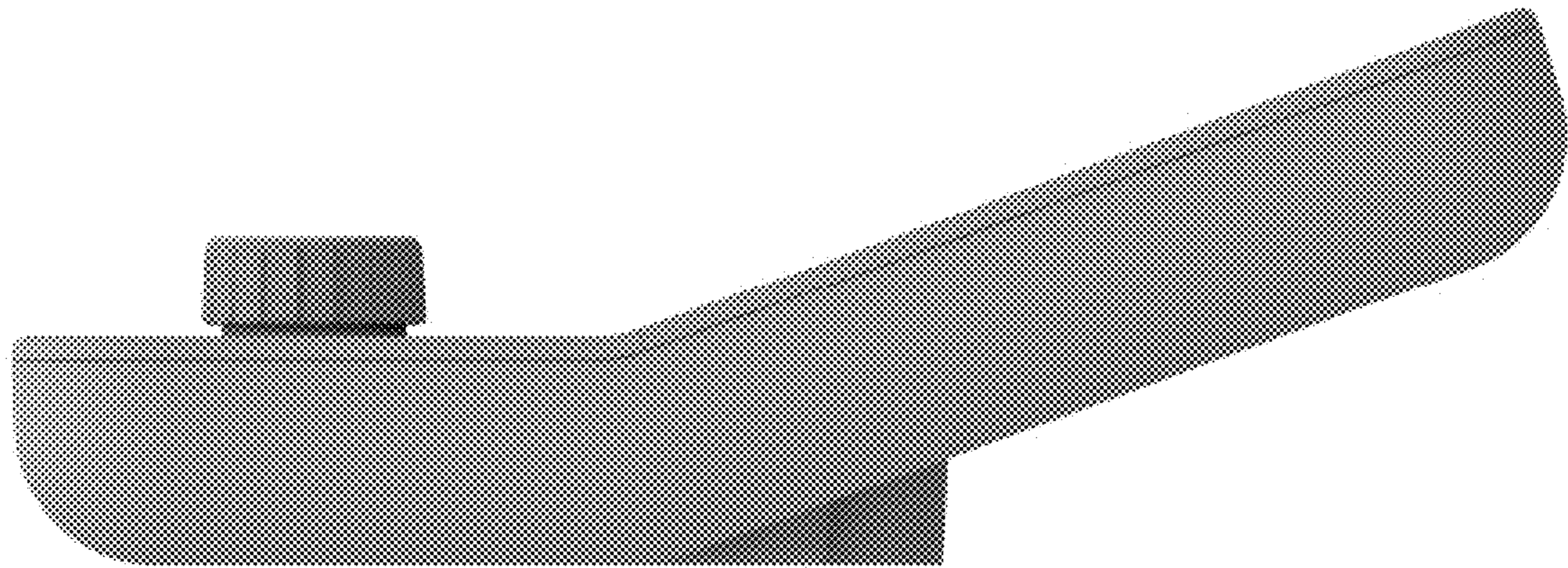


FIG. 3

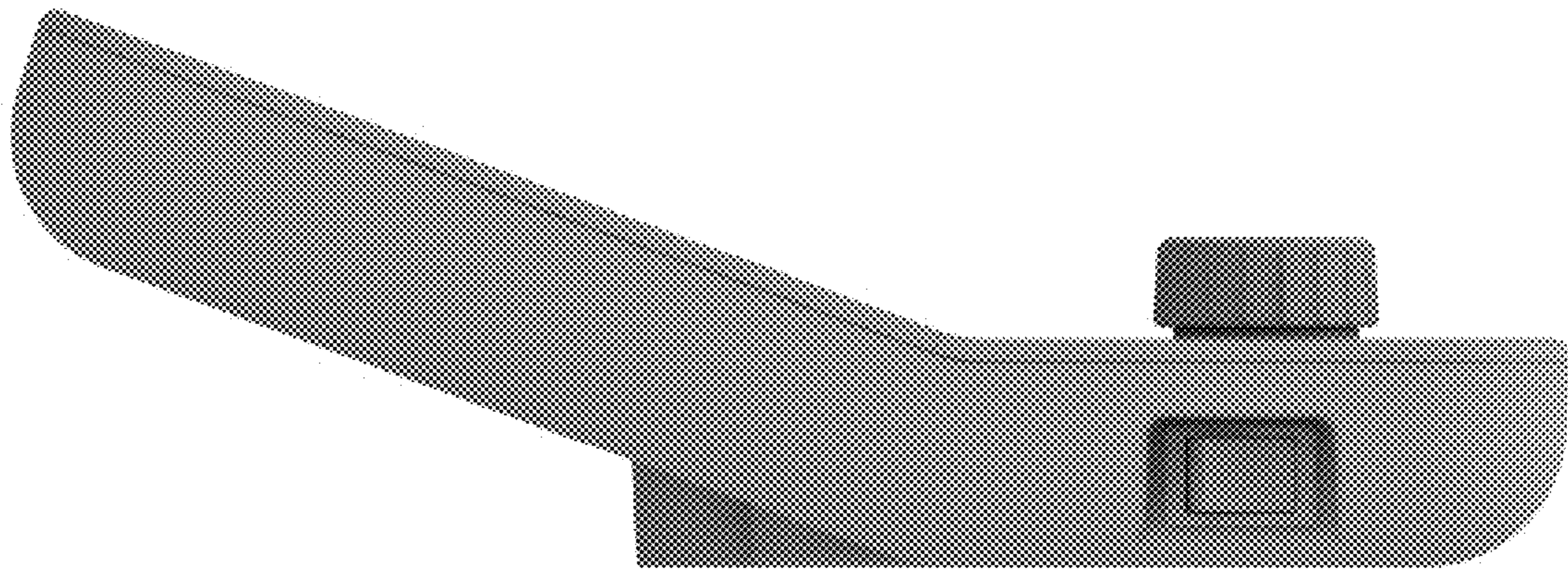


FIG. 4






FIG. 5

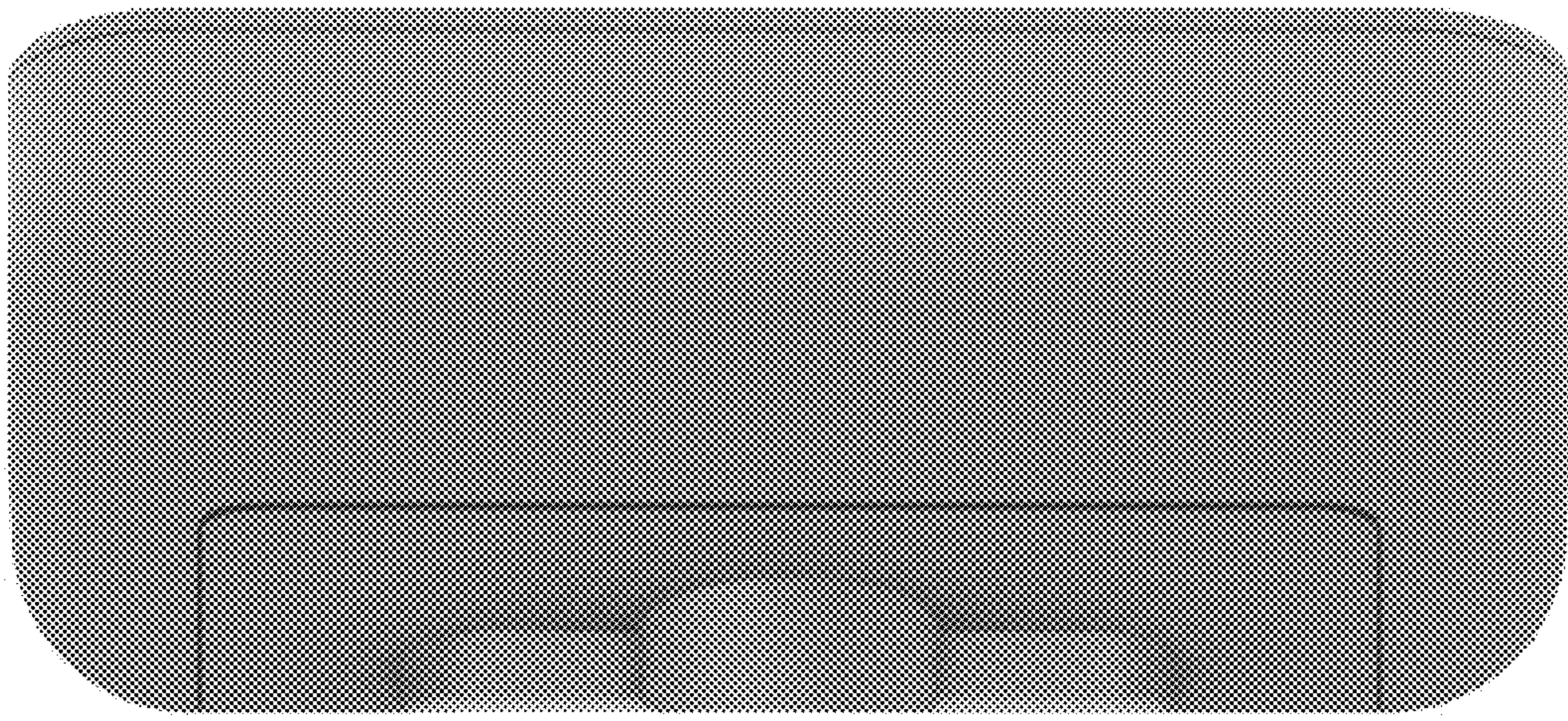


FIG. 6






FIG. 7