



US00D951448S

(12) **United States Design Patent**
Wang

(10) **Patent No.:** **US D951,448 S**
(45) **Date of Patent:** **** May 10, 2022**

(54) **EAR CLEANING DEVICE**

(71) Applicant: **Heifeng Zhizao(Shenzhen)Technology Co., Ltd, Shenzhen (CN)**

(72) Inventor: **Shihong Wang, Shenzhen (CN)**

(73) Assignee: **HEIFENG ZHIZAO (SHENZHEN) TECHNOLOGY CO., LTD, Shenzhen (CN)**

(**) Term: **15 Years**

(21) Appl. No.: **29/776,388**

(22) Filed: **Mar. 30, 2021**

(30) **Foreign Application Priority Data**

Sep. 30, 2020 (CN) 202030593692.1

(51) **LOC (13) Cl.** **28-03**

(52) **U.S. Cl.**
USPC **D24/151**

(58) **Field of Classification Search**
USPC D24/119, 127, 133, 135, 151, 173
CPC A46B 5/00; A46B 5/0004; A46B 5/0016;
A46B 7/10; A46B 13/001; A46B 13/02;
A46B 13/023; A46B 13/08; A46B
2200/1006; A46B 2200/30; A61B
2018/00327; A61Q 90/00; A61F 11/006
See application file for complete search history.

(56) **References Cited**

U.S. PATENT DOCUMENTS

D421,303 S * 2/2000 Cote D24/133
D465,279 S * 11/2002 Etter D24/146
D502,262 S * 2/2005 Cheetham D24/119
D584,815 S * 1/2009 Goodman D24/115
D639,946 S * 6/2011 Simon D24/112
D757,938 S 5/2016 Jackson
D797,293 S 9/2017 Bansal et al.

D841,806 S * 2/2019 Leather D24/135
D866,763 S * 11/2019 Khademhosseini D24/151
10,786,339 B1 * 9/2020 Chapman A61C 17/3481
(Continued)

FOREIGN PATENT DOCUMENTS

CN 202130478081.7 * 10/2021

OTHER PUBLICATIONS

Amazon, "PFCKE Ear Wax Removal", first available Aug. 12, 2021. (<https://www.amazon.com/dp/B09CHCRVGJ/>) (Year: 2021).*
(Continued)

Primary Examiner — Lauren D McVey
Assistant Examiner — Justin A Johnson

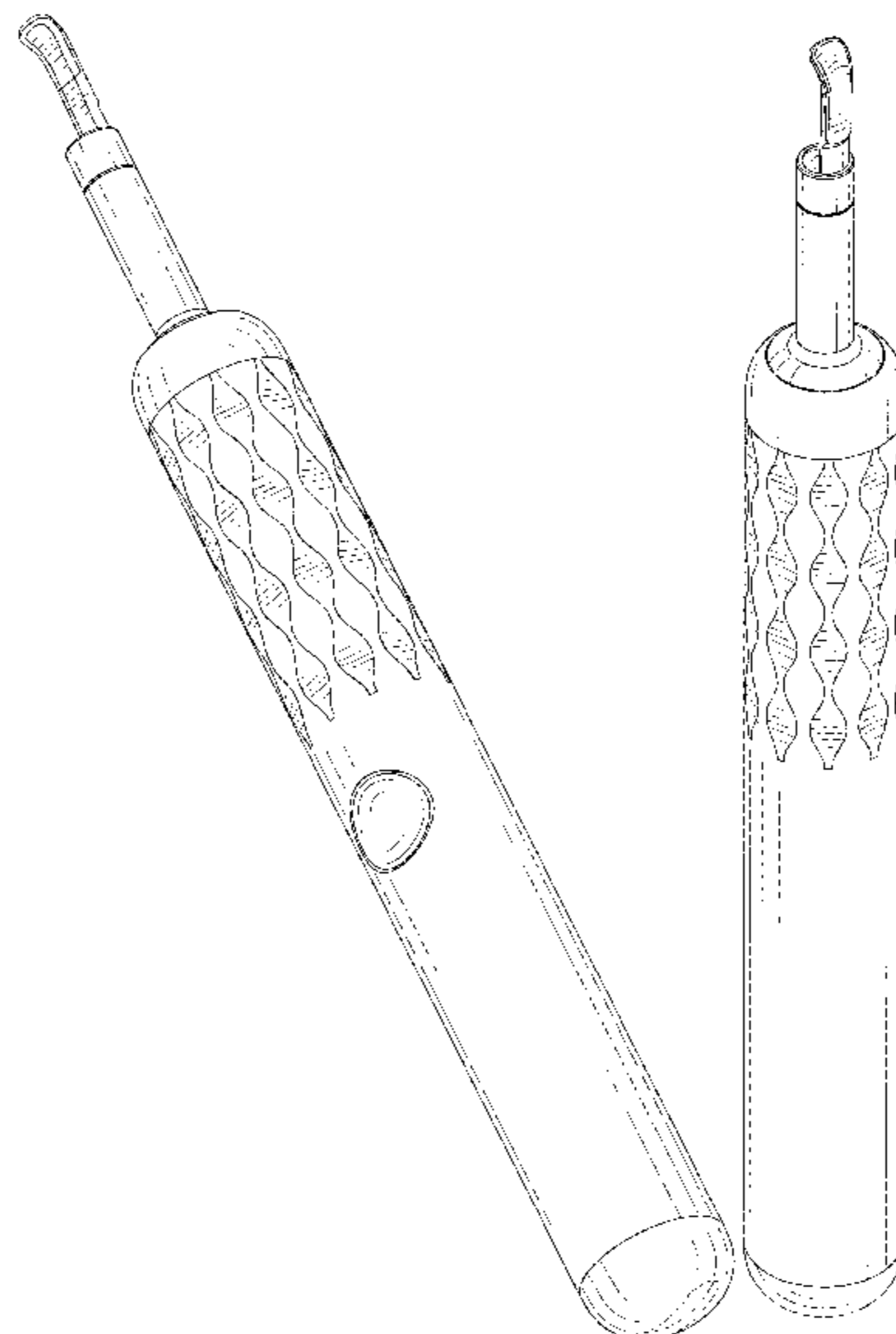
(57) **CLAIM**

I claim the ornamental design for a ear cleaning device, as shown and described.

DESCRIPTION

FIG. 1 is a first perspective view of an ear cleaning device showing my new design.
FIG. 2 is a second perspective view of the ear cleaning device of FIG. 1;
FIG. 3 is a front view of the ear cleaning device of FIG. 1;
FIG. 4 is a rear view of the ear cleaning device of FIG. 1;
FIG. 5 is a left side view of the ear cleaning device of FIG. 1;
FIG. 6 is a right side view of the ear cleaning device of FIG. 1;
FIG. 7 is a top view of the ear cleaning device of FIG. 1; and,
FIG. 8 is a bottom view of the ear cleaning device of FIG. 1.
The broken lines depict portions of the ear cleaning device in which the design is embodied that form no part of the claimed design.

1 Claim, 4 Drawing Sheets



(56)

References Cited

U.S. PATENT DOCUMENTS

D928,309 S * 8/2021 Aagaard D28/7
D931,458 S * 9/2021 Wang A46B 3/16
D24/151
D932,011 S * 9/2021 Wang A61C 17/3481
D24/151
D932,622 S * 10/2021 Wang D24/151
2020/0196744 A1 * 6/2020 Watcharotone A46B 3/16

OTHER PUBLICATIONS

Amazon, "Bebird R3 Ear Wax Removal", first available Jul. 28, 2021. (<https://www.amazon.com/dp/B09B9HNY8W/>) (Year: 2021).*

Amazon, "Leiput Ear Wax Removal", first available Nov. 4, 2021. (<https://www.amazon.com/dp/B09KZ8TS7L/>) (Year: 2021).*

Amazon, "Bebirdpro Wi-Fi Connection Ear Wax Remover", first available Jan. 14, 2022. (<https://www.amazon.com/dp/B09QG1HKQN/?th=1>) (Year: 2022).*

* cited by examiner

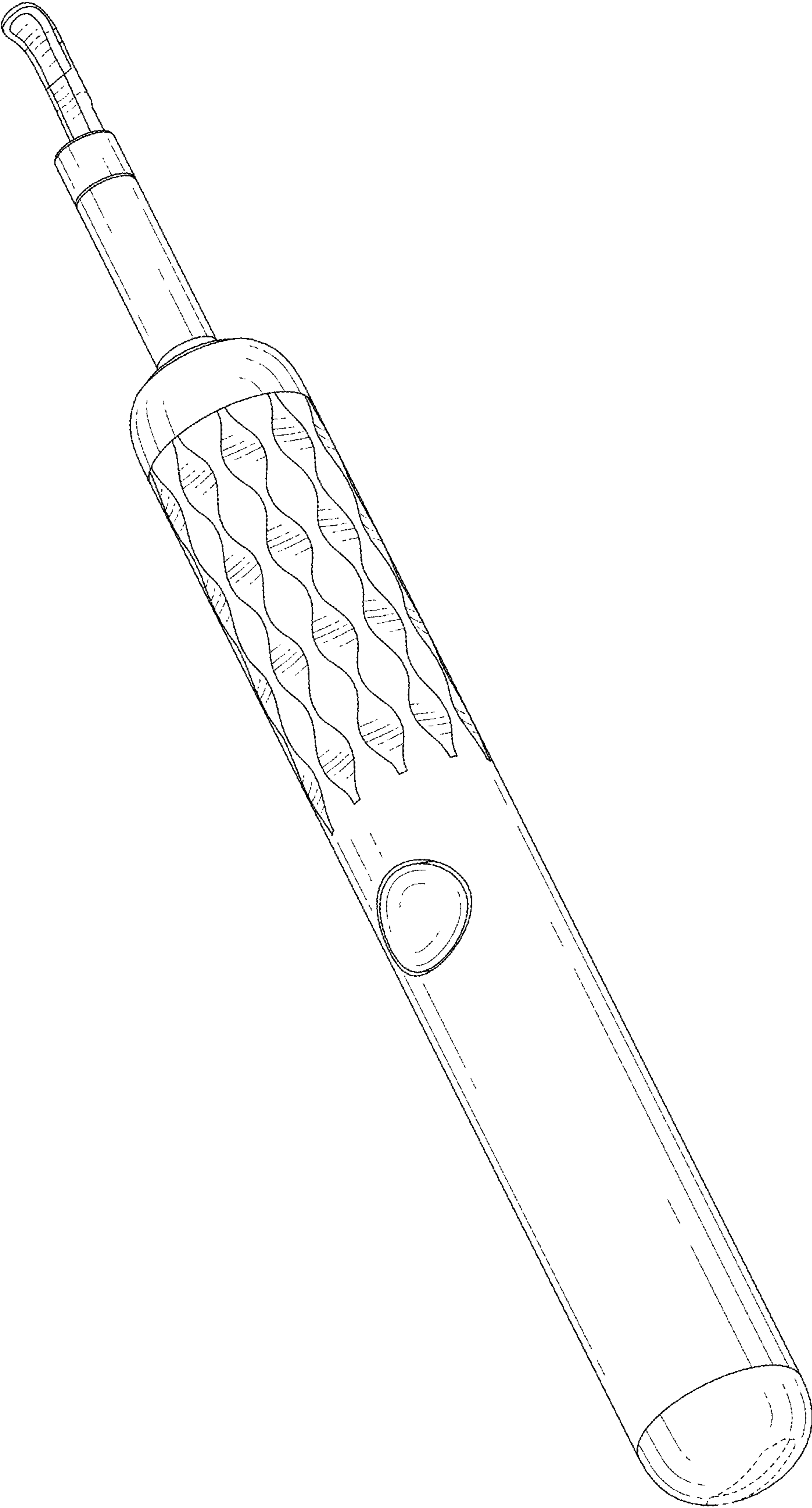


FIG. 1

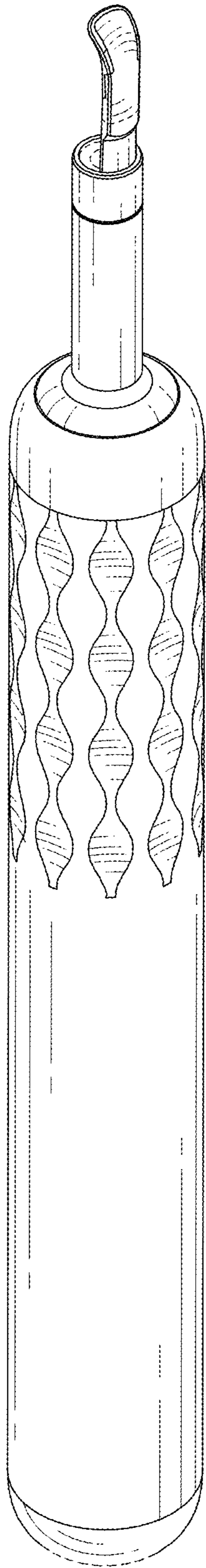


FIG. 2

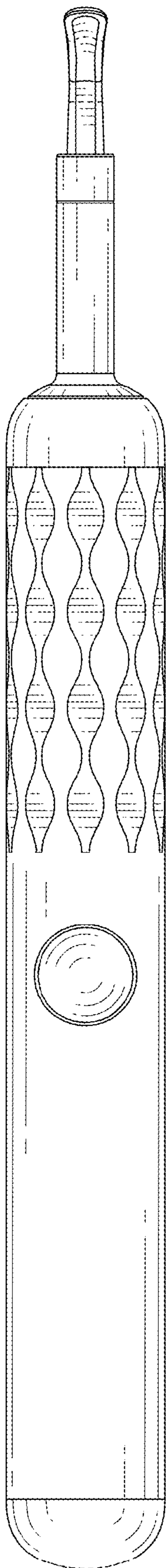


FIG. 3

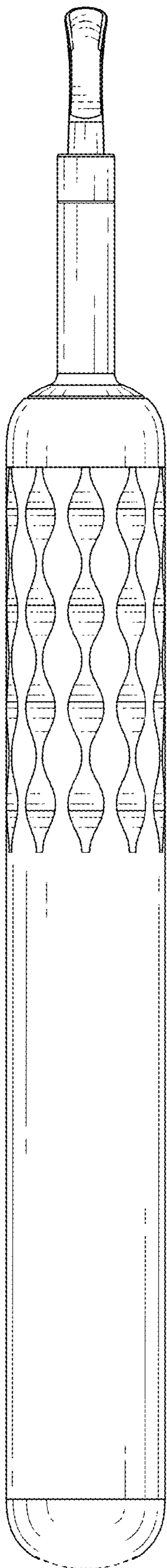


FIG. 4

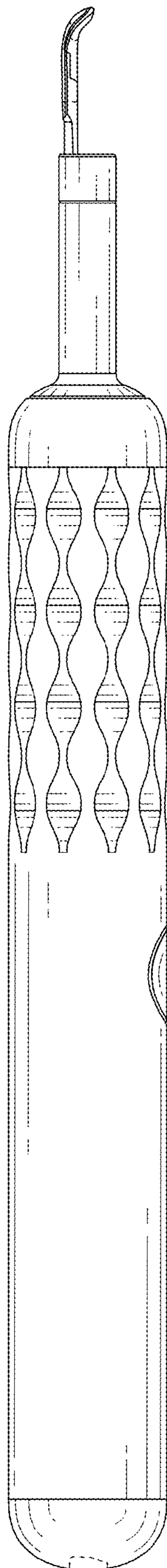


FIG. 5

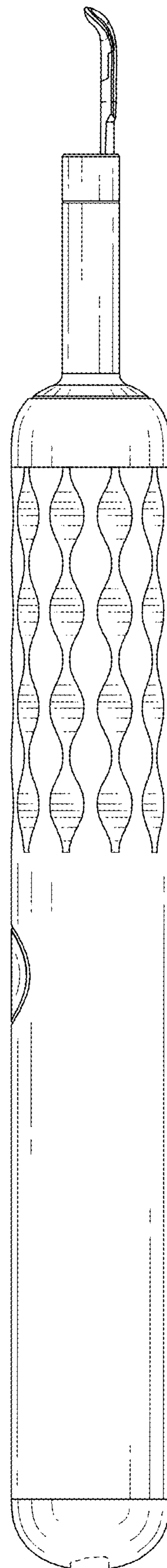


FIG. 6

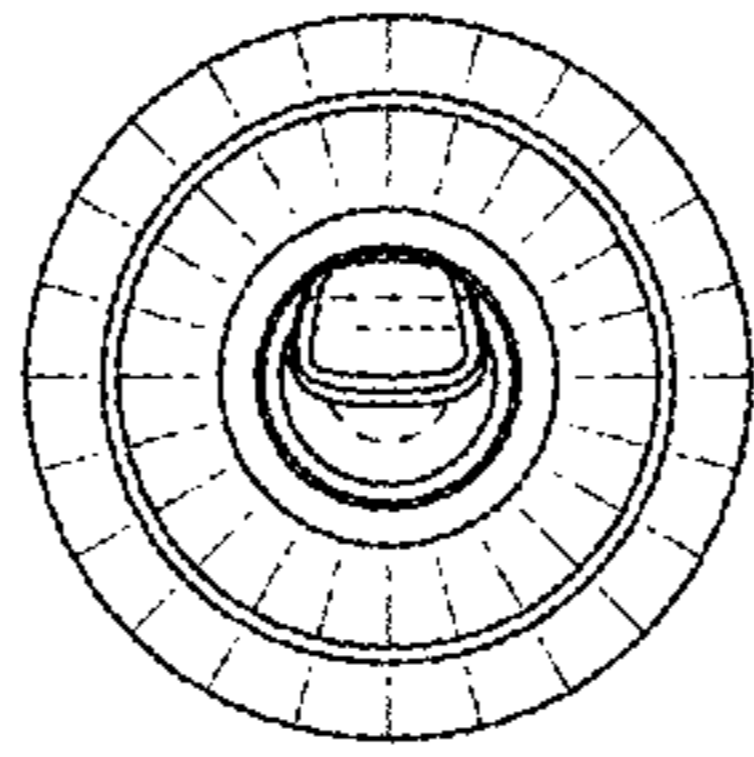


FIG. 7

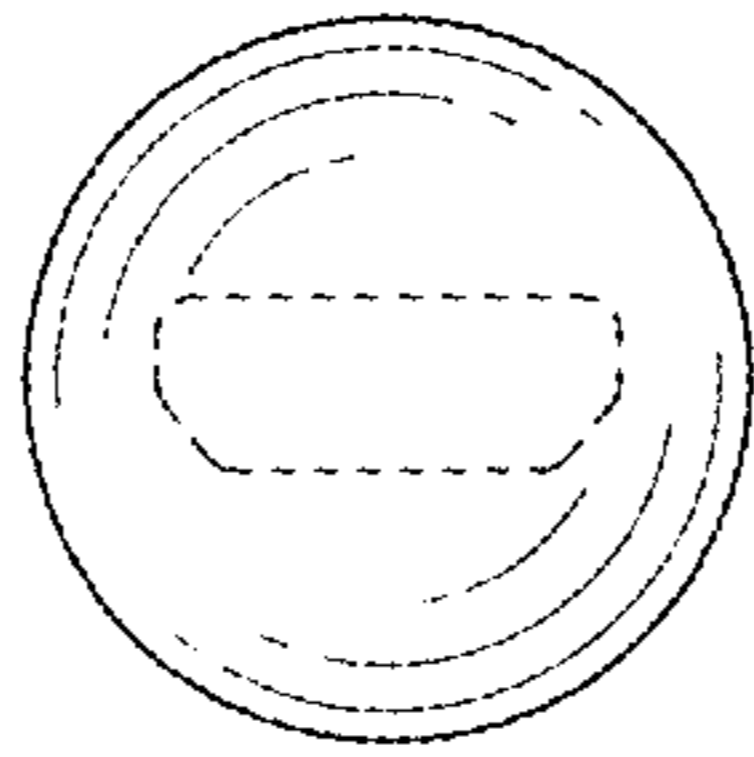


FIG. 8