



US00D951445S

(12) **United States Design Patent** (10) **Patent No.:** **US D951,445 S**
Lee et al. (45) **Date of Patent:** **** May 10, 2022**

(54) **TROCAR FOR SURGICAL INSTRUMENT**

(71) Applicant: **LIVSMED INC.**, Seongnam-si (KR)

(72) Inventors: **Jung Joo Lee**, Seongnam-si (KR); **Hee Jin Kim**, Seongnam-si (KR); **Dong Kyu Jang**, Seongnam-si (KR); **Jin Ho Kwon**, Seongnam-si (KR); **Jae Yeong Lee**, Seongnam-si (KR)

(73) Assignee: **LIVSMED INC.**, Seongnam-si (KR)

(**) Term: **15 Years**

(21) Appl. No.: **35/511,122**

(22) Filed: **Jul. 9, 2020**

(80) **Hague Agreement Data**

Int. Filing Date: **Jul. 9, 2020**
Int. Reg. No.: **DM/210029**
Int. Reg. Date: **Jul. 9, 2020**
Int. Reg. Pub. Date: **Jan. 15, 2021**

(30) **Foreign Application Priority Data**

Jan. 10, 2020 (KR) 30-2020-0001303

(51) **LOC (13) Cl.** **24-02**

(52) **U.S. Cl.**
USPC **D24/146**; D24/112

(58) **Field of Classification Search**
USPC D24/112-115, 129-131, 133, 137, 140,
D24/141, 144, 146, 147

CPC A61B 17/3423; A61B 17/3498; A61B
2017/3466

See application file for complete search history.

(56) **References Cited**

U.S. PATENT DOCUMENTS

D894,386 S * 8/2020 LeClerc D24/141
D903,108 S * 11/2020 Scrimgeour D24/113

D923,785 S * 6/2021 Tsai D24/141
D938,018 S * 12/2021 Kim D24/112
2019/0282081 A1 * 9/2019 Adinolfi A61B 17/0218
2021/0236749 A1 * 8/2021 Kokhanenko A61B 17/3474
2021/0346054 A1 * 11/2021 Desjardin A61B 17/3423
2021/0346055 A1 * 11/2021 Baril A61B 17/3421
2021/0346122 A1 * 11/2021 Baril A61B 90/70
2021/0369300 A1 * 12/2021 George A61B 17/3423

OTHER PUBLICATIONS

Victor Medical. Usage of Disposable Laparoscopic Trocar. No date specified. <https://en.victormedic.com/products/laparoscopic-bladeless-trocar/> (Year: 0).*

* cited by examiner

Primary Examiner — Darcey E Gottschalk
(74) *Attorney, Agent, or Firm* — Novick, Kim & Lee, PLLC; Sang Ho Lee; Hyun Woo Shin

(57) **CLAIM**

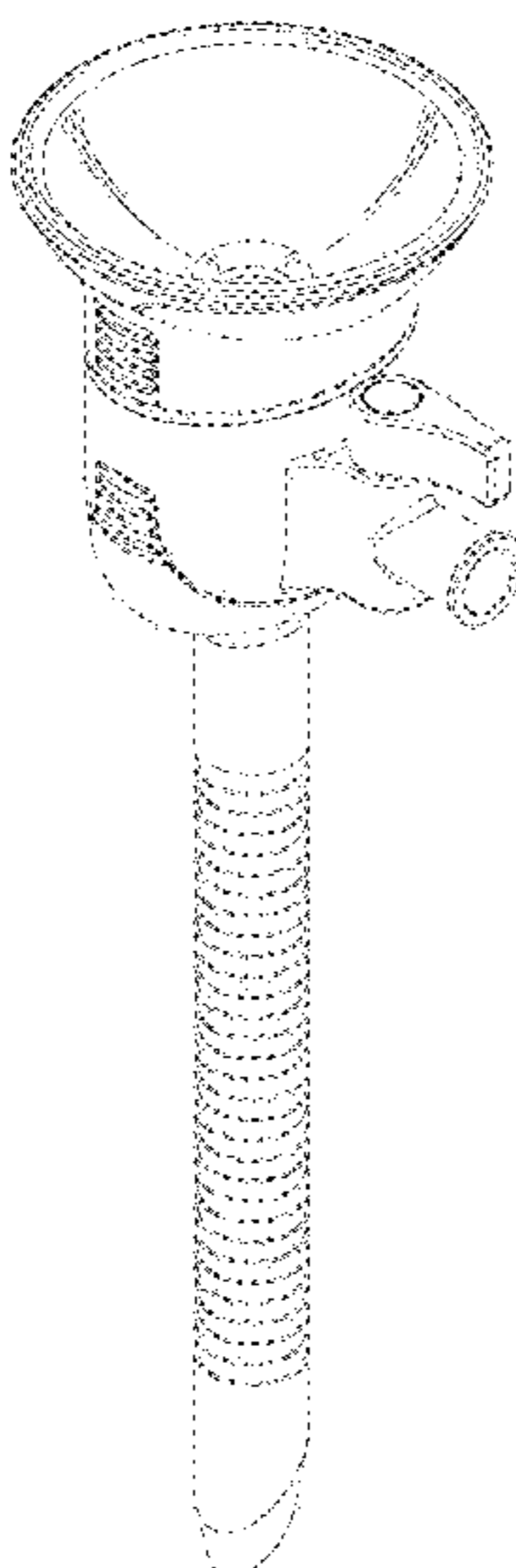
The ornamental design for a trocar for surgical instrument, as shown and described.

DESCRIPTION

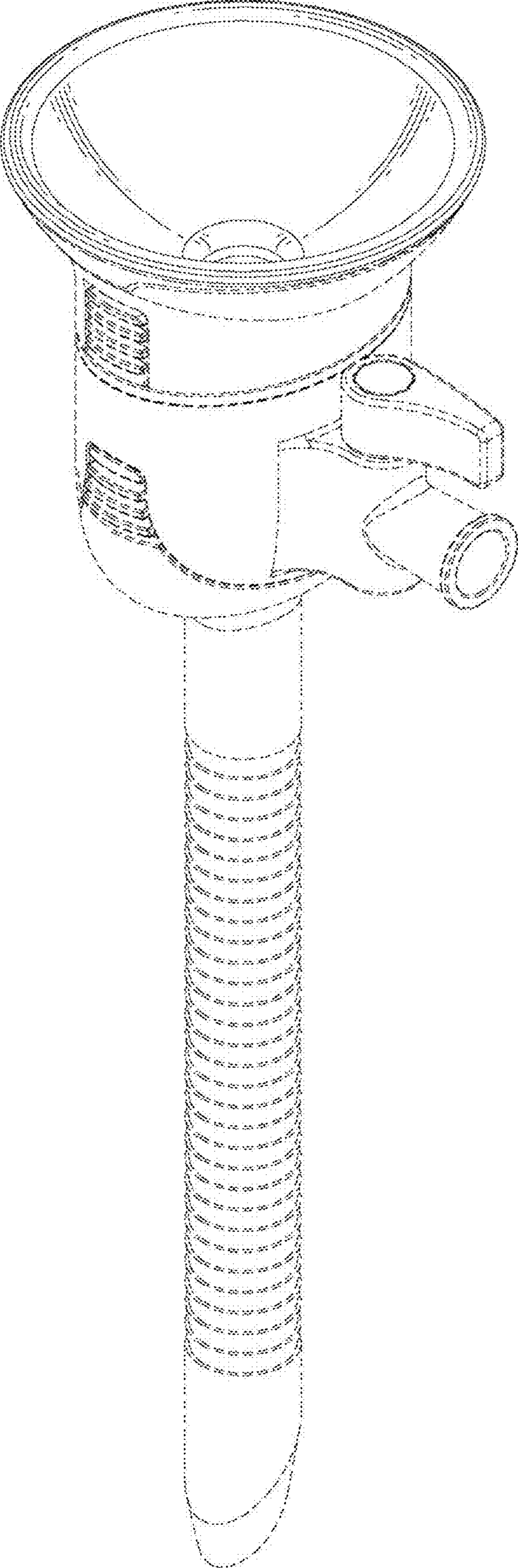
- 1. Trocar for surgical instrument
- 1.1 : Perspective
- 1.2 : Front
- 1.3 : Back
- 1.4 : Left
- 1.5 : Right
- 1.6 : Top
- 1.7 : Bottom

The dashed broken lines in the drawings show portions of the trocar for surgical instrument that form no part of the claimed design; the dash-dotted broken lines in the drawings show boundaries that form no part of the claimed design.

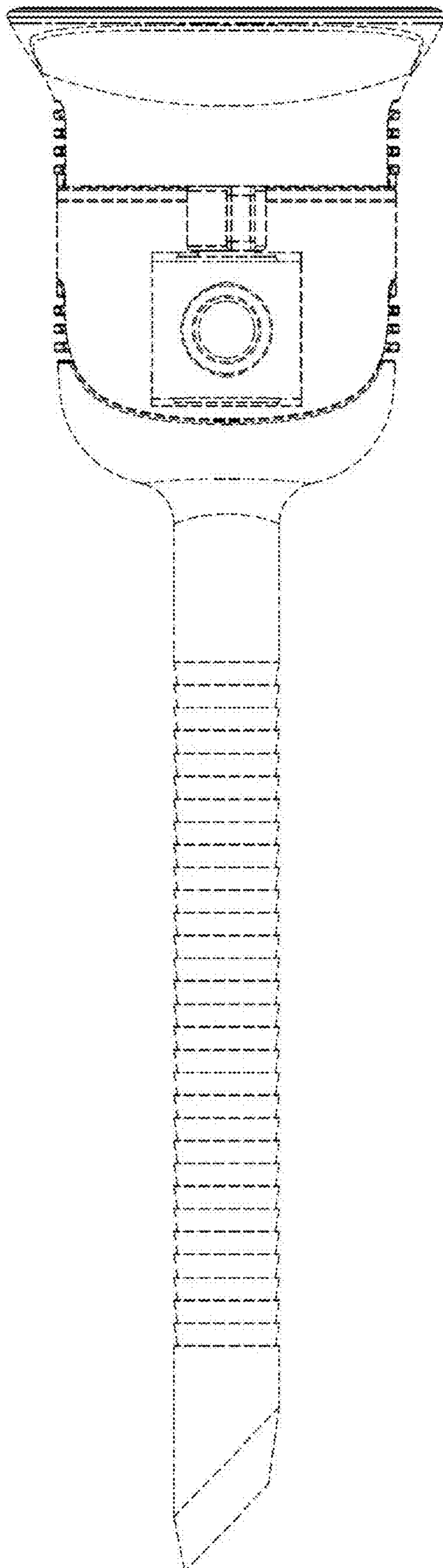
1 Claim, 7 Drawing Sheets



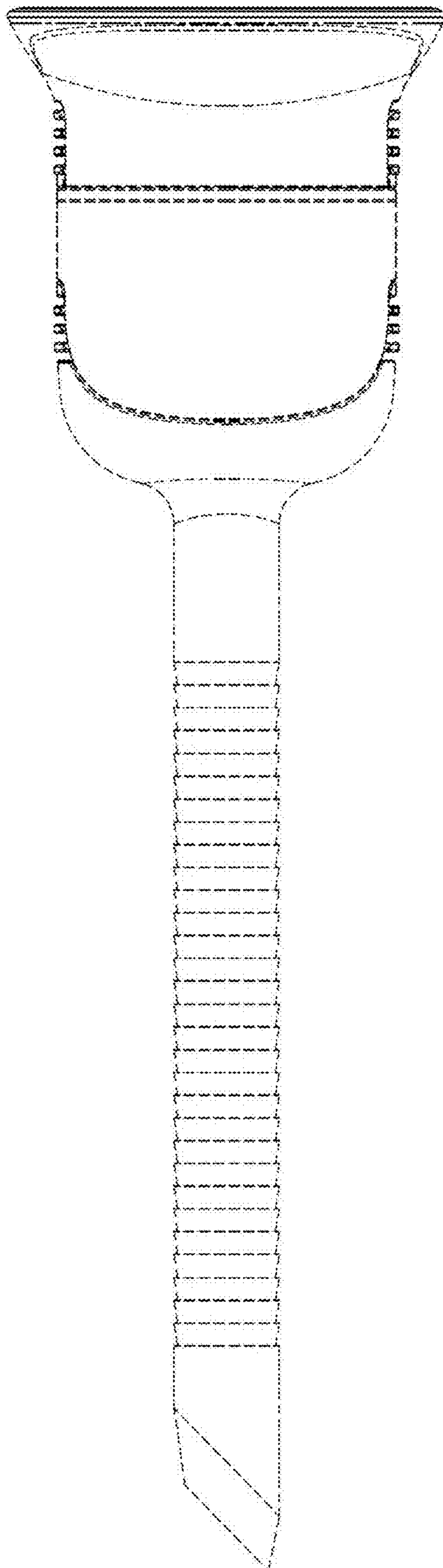
1.1



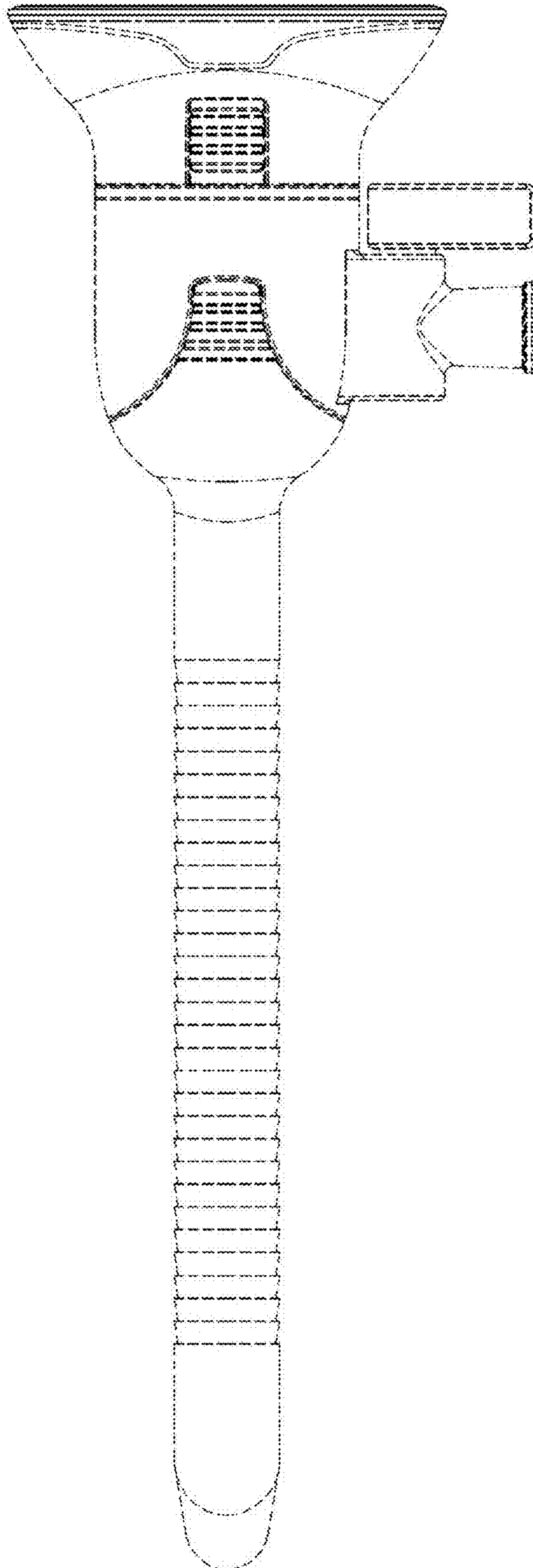
1.2



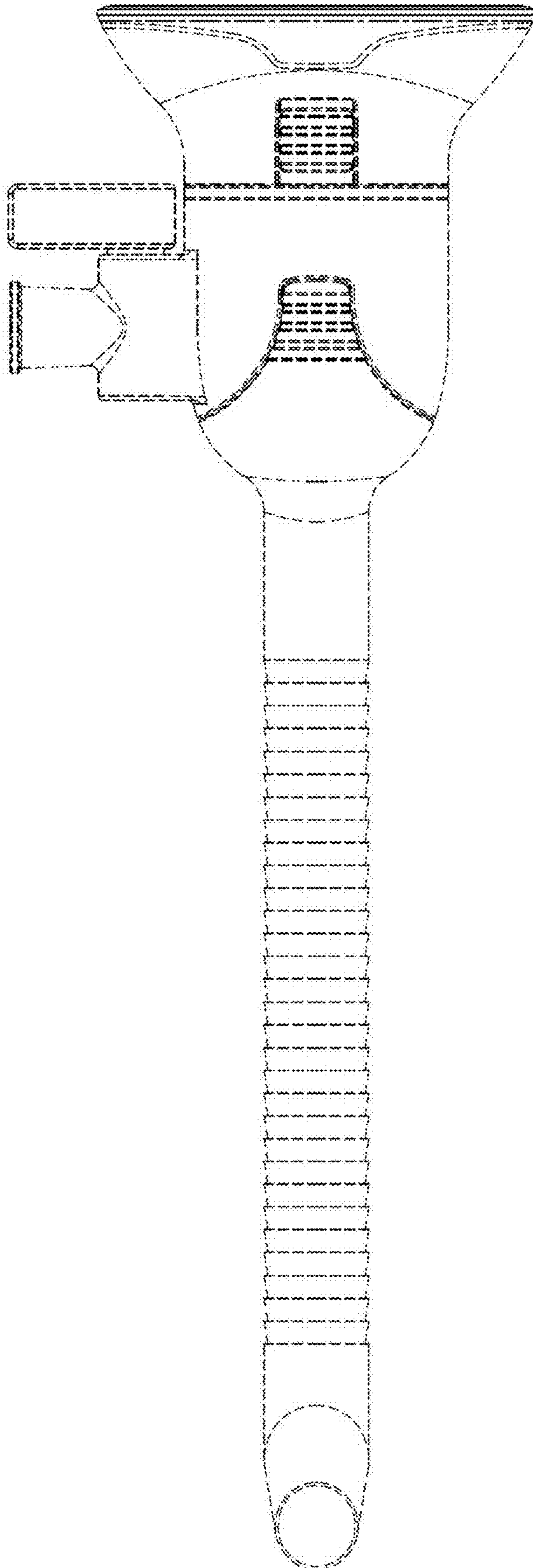
1.3



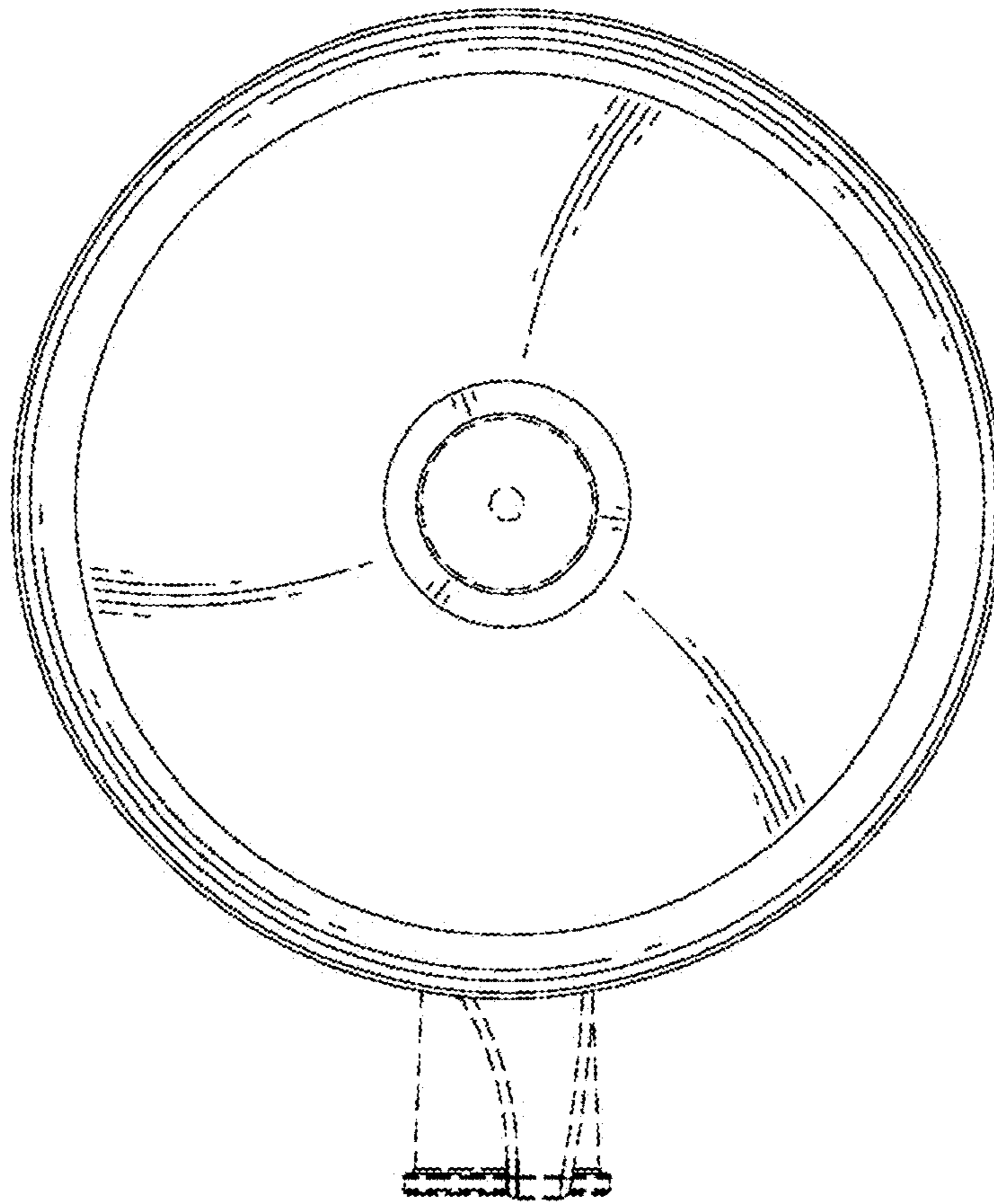
1.4



1.5



1.6



1.7

