



US00D951433S

(12) **United States Design Patent** (10) **Patent No.:** **US D951,433 S**
Crowsley (45) **Date of Patent:** **** May 10, 2022**

(54) **PUMPHEAD**
(71) Applicant: **Watson-Marlow Limited**, Cornwall (GB)
(72) Inventor: **David Crowsley**, Cornwall (GB)
(73) Assignee: **Watson-Marlow Limited**, Cornwall (GB)

D844,671 S * 4/2019 Walmsley D15/7
D871,455 S * 12/2019 Crowsley D15/7
D879,948 S * 3/2020 Bunoz D24/111
(Continued)

(**) Term: **15 Years**
(21) Appl. No.: **29/729,301**
(22) Filed: **Mar. 25, 2020**

FOREIGN PATENT DOCUMENTS

JP D1573196 4/2017

(30) **Foreign Application Priority Data**

Oct. 3, 2019 (EM) 006977617

(51) **LOC (13) Cl.** **24-02**
(52) **U.S. Cl.**
USPC **D24/111; D15/7**

(58) **Field of Classification Search**

USPC D15/7, 9, 143, 148-149, 199; D23/225,
D23/231-233, 235; D24/108, 110, 111
CPC F15B 15/16; F15B 15/26; F15B 15/1414;
F15B 15/1919; F15B 15/14; F15B 15/00;
F15B 15/08; F15B 15/18; F15B 15/20;
F02M 37/04; F04D 29/4286
See application file for complete search history.

(56) **References Cited**

U.S. PATENT DOCUMENTS

5,340,290 A * 8/1994 Clemens A61M 5/14232
417/477.1
D516,210 S * 2/2006 Studenec D24/108
D704,229 S 5/2014 Feng
D744,004 S 11/2015 Sacchetti et al.
D826,281 S * 8/2018 Mead D15/7
D826,282 S * 8/2018 Mead D15/7
D826,283 S * 8/2018 Mead D15/7

OTHER PUBLICATIONS

Flexicon, OEM Fillers, (site visited 08/11/2021), Wmftg.com website, URL:<<https://www.wmftg.com/en-us/flexicon/oem-solutions-fillerscontrollers/oem-fillers/>> (Year: 2021).*
(Continued)

Primary Examiner — Calvin E Vansant
Assistant Examiner — Mark T. Philipps
(74) *Attorney, Agent, or Firm* — Honigman LLP

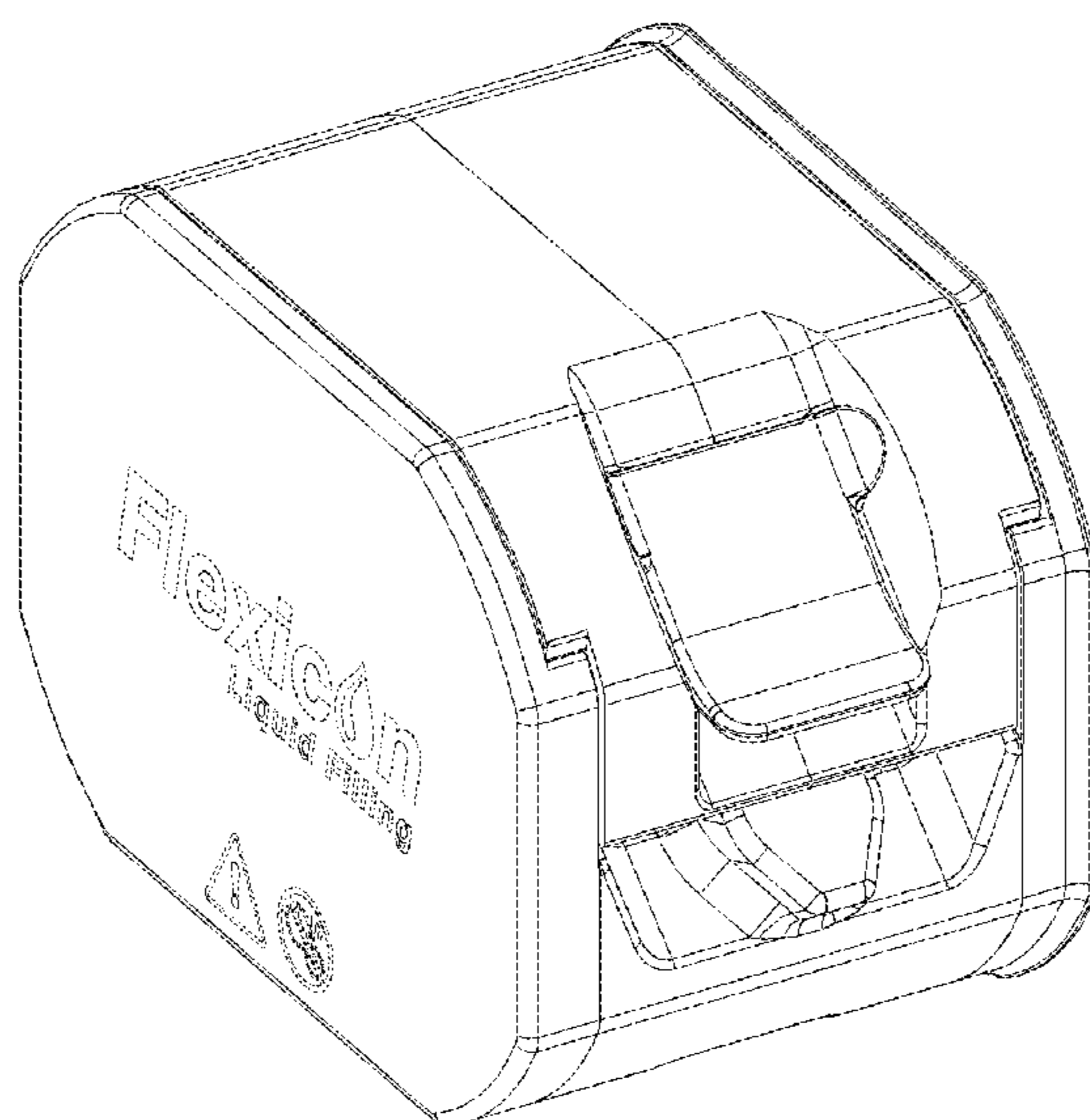
(57) **CLAIM**

I claim the ornamental design for a pumphead, as shown and described.

DESCRIPTION

FIG. 1 is a front right perspective view of a pumphead showing my new design;
FIG. 2 is a front left perspective view of the pumphead of FIG. 1;
FIG. 3 is a front view of the pumphead of FIG. 1;
FIG. 4 is a rear view of the pumphead of FIG. 1;
FIG. 5 is a right side view of the pumphead of FIG. 1;
FIG. 6 is a left side view of the pumphead of FIG. 1;
FIG. 7 is a top view of the pumphead of FIG. 1; and,
FIG. 8 is a bottom view of the pumphead of FIG. 1.
Broken lines in the drawing views show portions of the pumphead that form no part of the claimed design. The small internal lines, shown in FIGS. 5-8, appearing between predominantly elongated lines are to be interpreted as broken lines, but cannot be shown as broken lines by virtue of the size of the respective lines.

1 Claim, 8 Drawing Sheets



(56)

References Cited

U.S. PATENT DOCUMENTS

2012/0027622 A1* 2/2012 Ashburn A61M 39/08
417/53
2012/0083736 A1* 4/2012 Pfouts A61M 5/14232
604/151
2013/0071272 A1* 3/2013 Juretich A61M 5/14232
417/477.2
2016/0017880 A1* 1/2016 Maguire F04B 49/06
417/410.3

OTHER PUBLICATIONS

Notice of Allowance for Taiwanese Application No. 109301775.

* cited by examiner

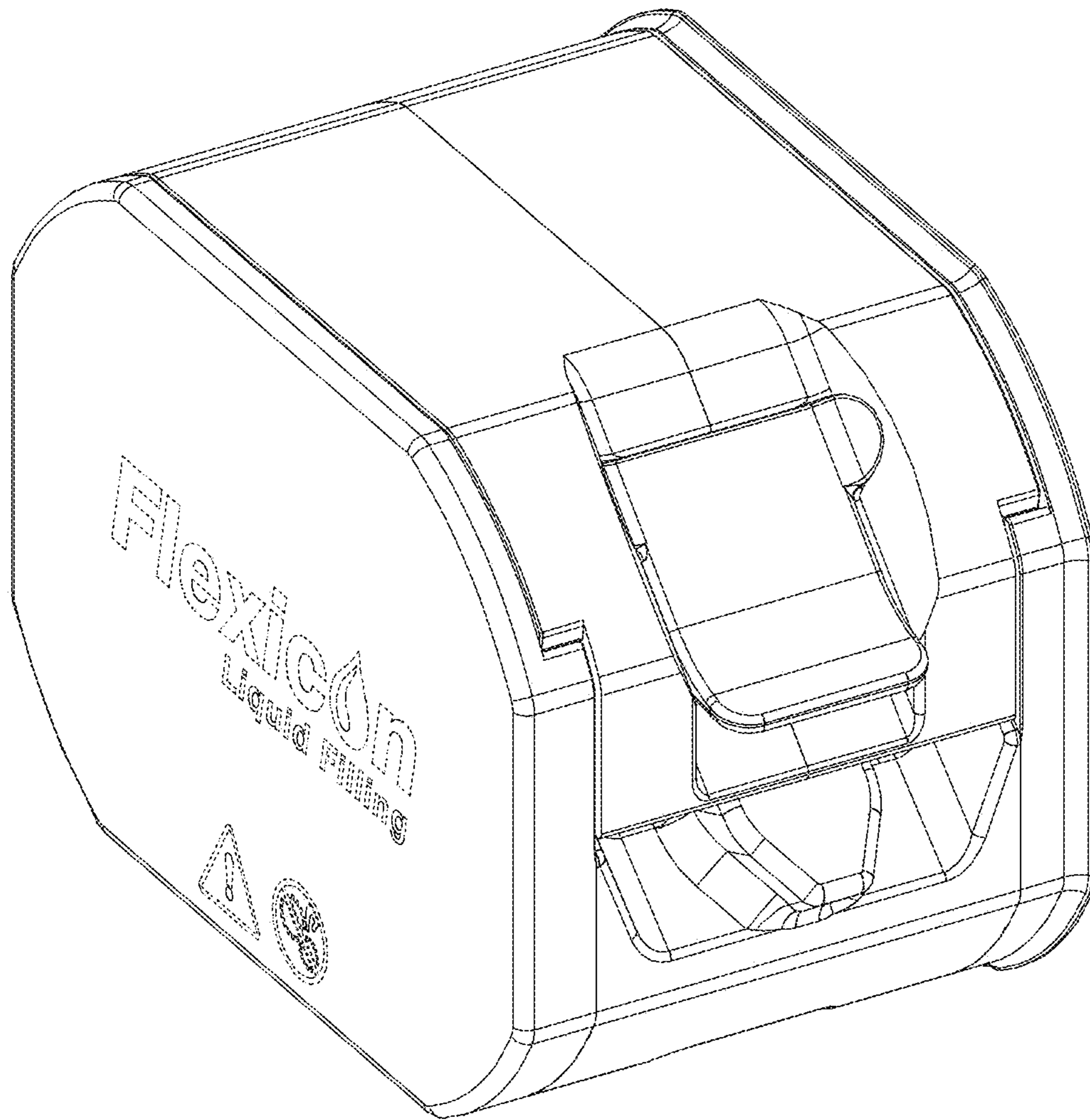


FIG. 1

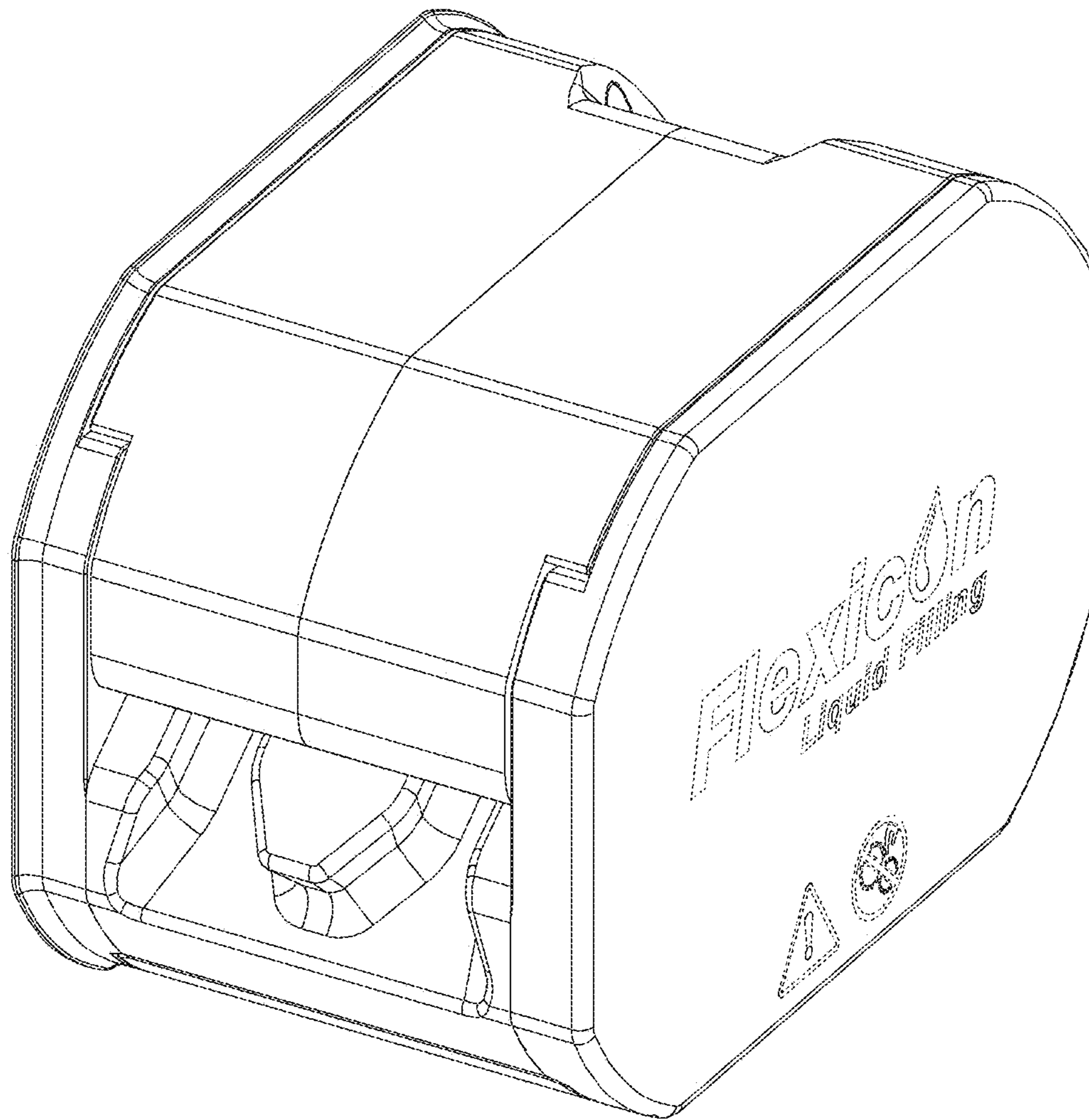


FIG. 2




FIG. 3

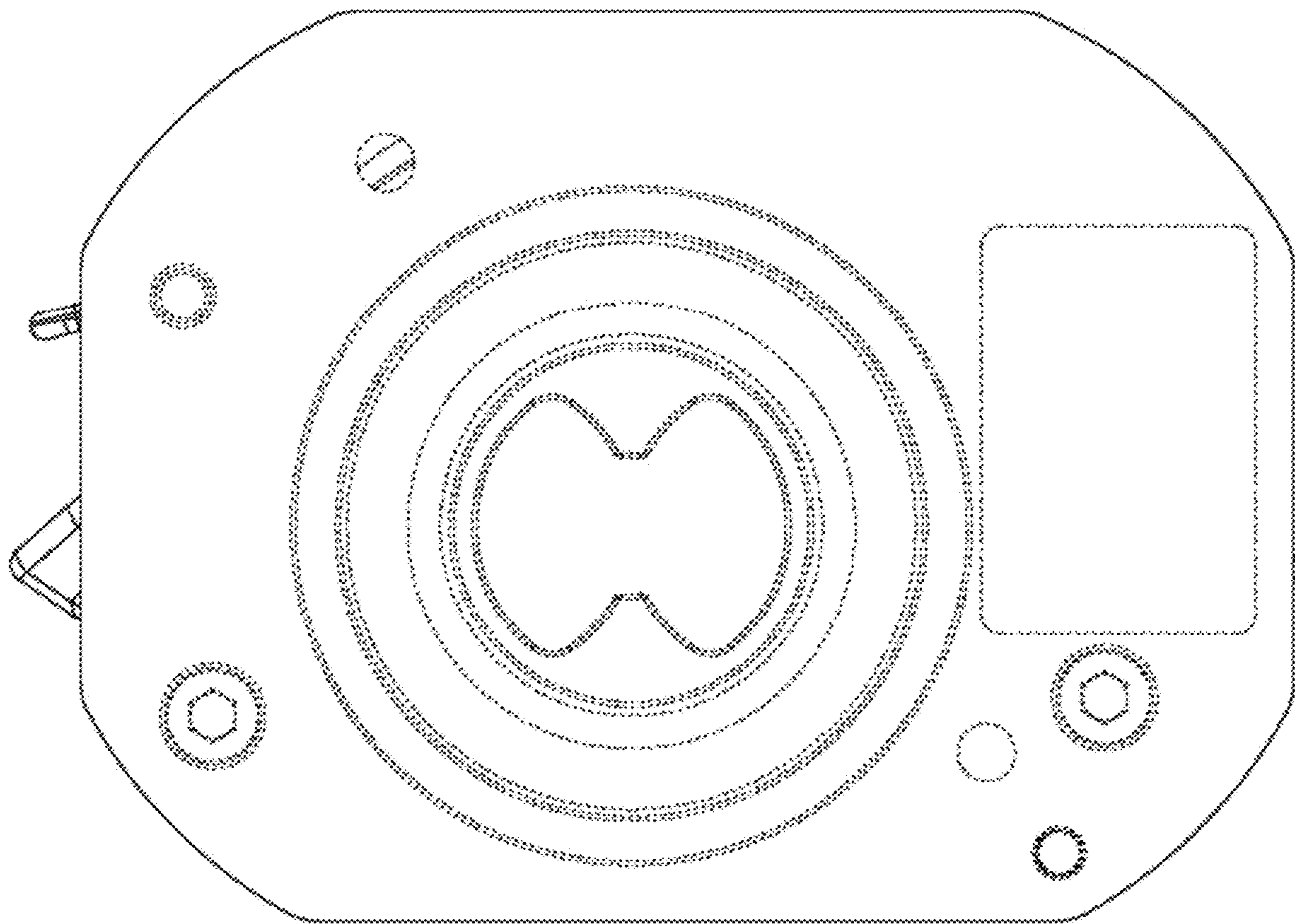


FIG. 4

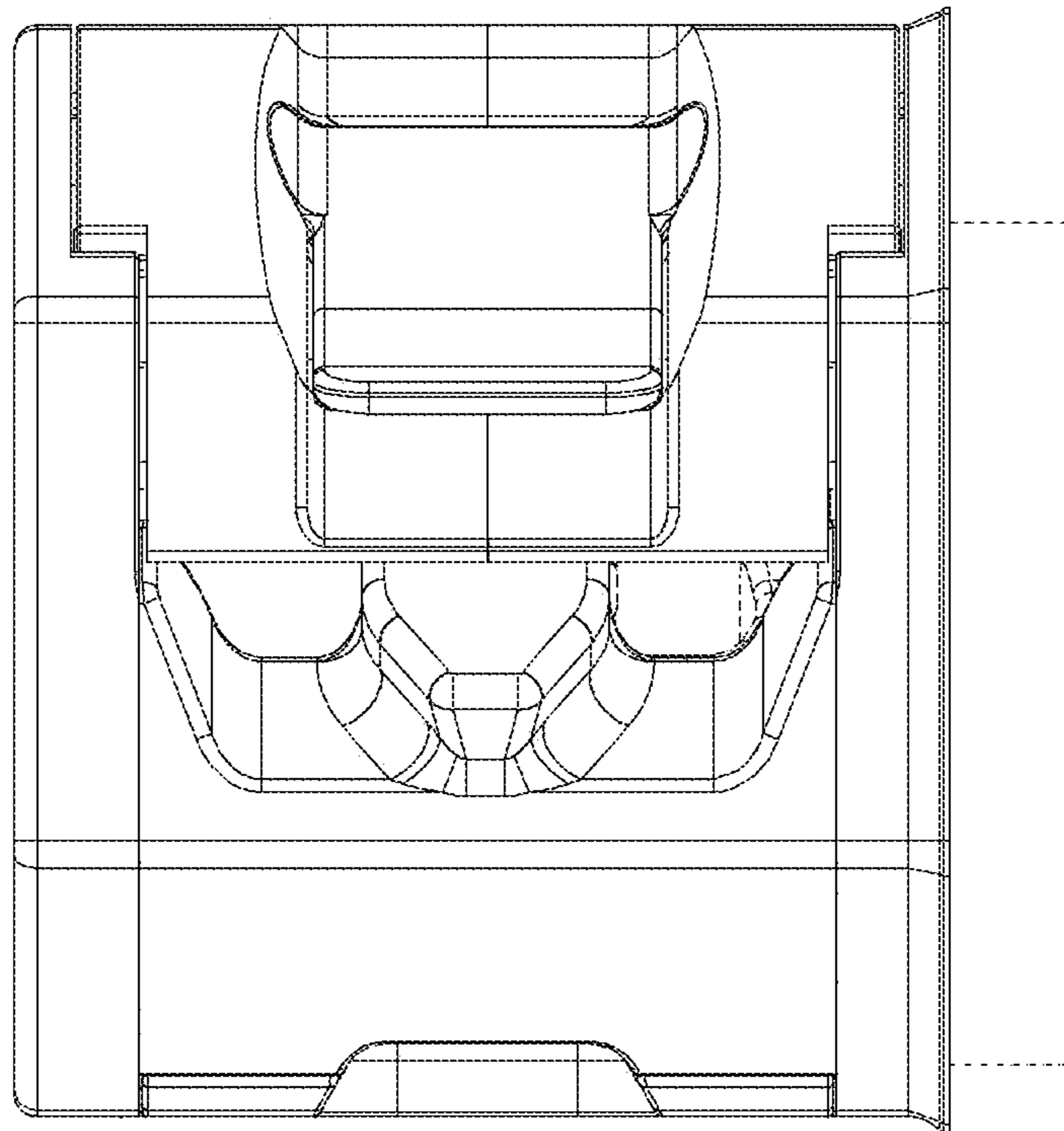


FIG. 5

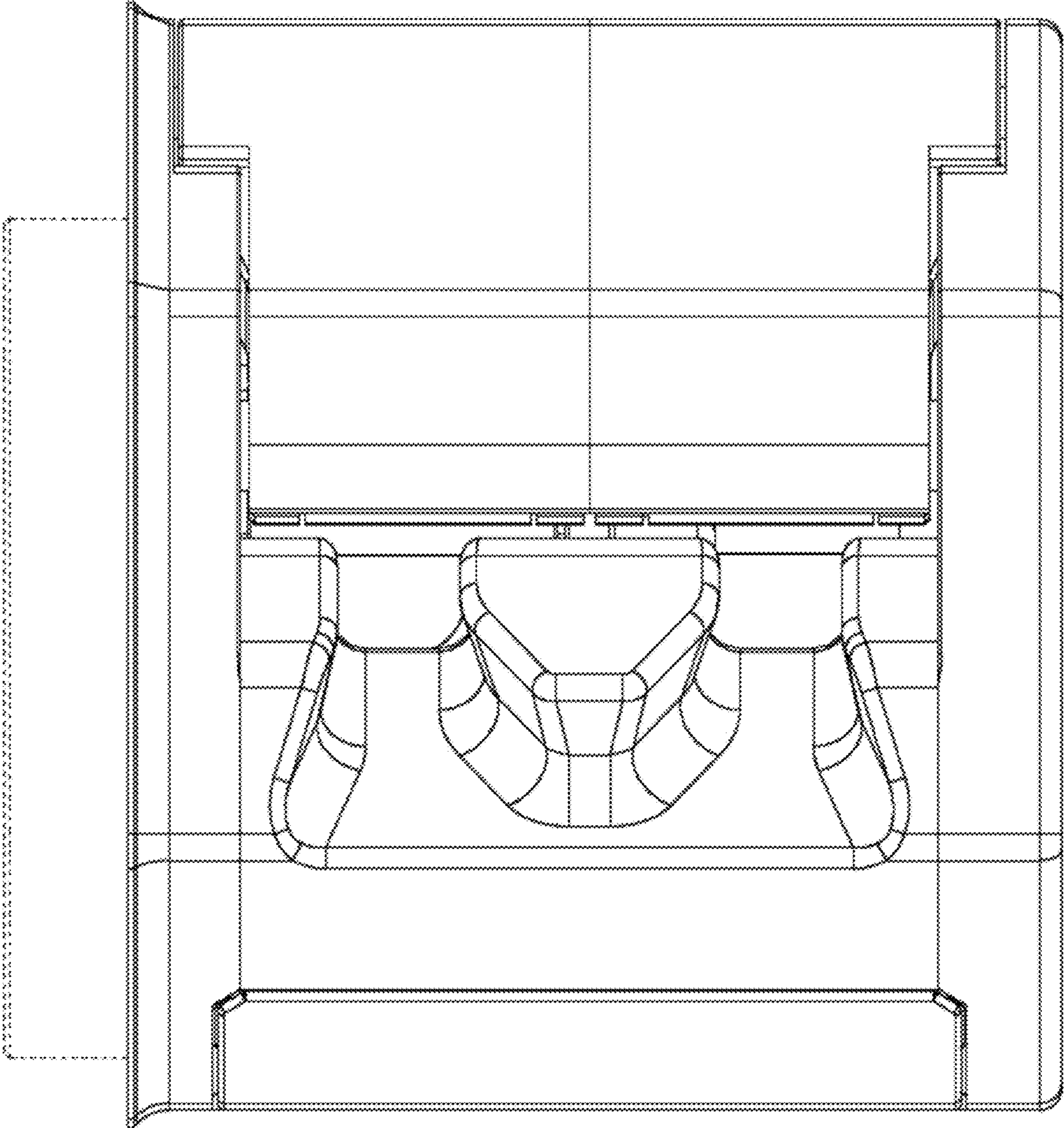


FIG. 6

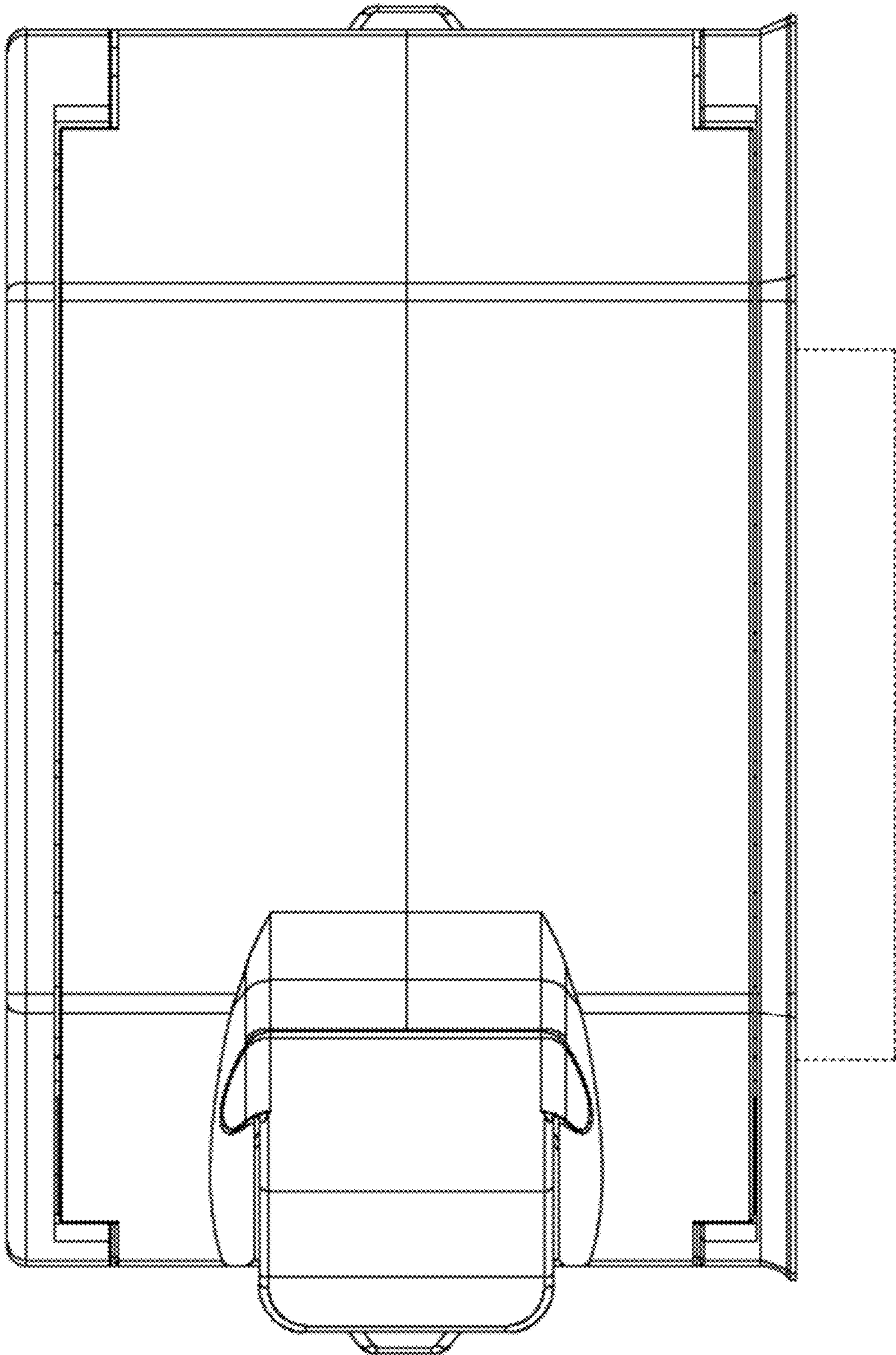


FIG. 7

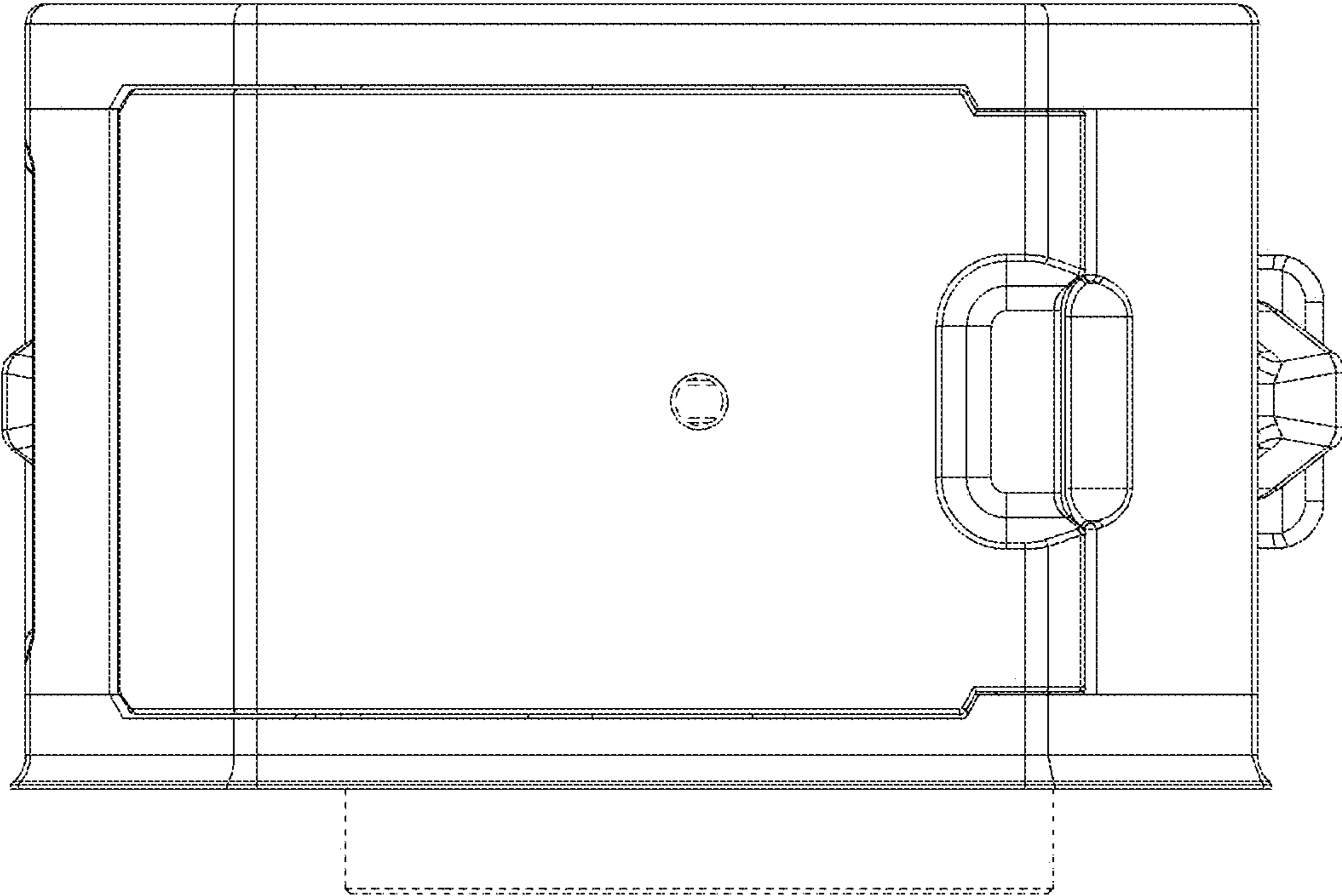


FIG. 8