



US00D951431S

(12) **United States Design Patent** (10) **Patent No.:** **US D951,431 S**
Smith, IV et al. (45) **Date of Patent:** **** May 10, 2022**

(54) **FACE MASK**

(71) Applicant: **BILIO LLC**, Oakland, CA (US)

(72) Inventors: **Harry William Smith, IV**, San Anselmo, CA (US); **Nicholas Andrew Smith**, Sausalito, CA (US); **Jason Wilkins**, Taylorsville, NC (US); **Neil Tagner**, Taylorsville, NC (US)

(73) Assignee: **Bilio LLC**, Berkeley, CA (US)

(**) Term: **15 Years**

(21) Appl. No.: **29/745,890**

(22) Filed: **Aug. 10, 2020**

(51) **LOC (13) Cl.** **29-02**

(52) **U.S. Cl.**
USPC **D24/110.1**; D29/108

(58) **Field of Classification Search**
USPC D24/110, 110.1–110.6; D29/108
CPC . A41D 13/11; A41D 13/1107; A41D 13/1115;
A41D 13/1123; A41D 13/113; A41D
13/1138; A41D 13/1146; A41D 13/1153;
A41D 13/1161; A41D 13/1169; A61M
16/06; A62B 18/00; A62B 18/02; A62B
18/025; A62B 23/00
See application file for complete search history.

(56) **References Cited**

U.S. PATENT DOCUMENTS

D271,059 S * 10/1983 McKelvy D24/110.1
D380,545 S * 7/1997 Nozaki D24/110.2
5,717,991 A * 2/1998 Nozaki A41D 13/113
128/206.13
D912,240 S * 3/2021 Butler D24/110.1
11,134,727 B2 * 10/2021 Hearst A41D 13/1161
D935,012 S * 11/2021 Chung D24/110.1
2015/0173436 A1 * 6/2015 Tsuei A41D 13/113
2/424
2020/0305520 A1 * 10/2020 Belk A41D 13/1161

2021/0322801 A1 * 10/2021 Smith, IV B32B 7/12
2021/0345713 A1 * 11/2021 Yates A41D 13/11
2021/0368890 A1 * 12/2021 Brizuela B32B 5/26
2021/0386134 A1 * 12/2021 Plank A41D 31/185
2022/0023676 A1 * 1/2022 Foster A62B 18/025

FOREIGN PATENT DOCUMENTS

CN 304680177 * 6/2018
CN 305890869 * 6/2020
CN 306014853 * 8/2020
CN 306021740 * 8/2020
JP D1702559 * 12/2021

* cited by examiner

Primary Examiner — Richard Kearney

Assistant Examiner — Michael Hoffman

(74) *Attorney, Agent, or Firm* — Dergosits & Noah LLP

(57) **CLAIM**

The ornamental design for a face mask, as shown and described.

DESCRIPTION

The application is related to U.S. patent application Ser. No. 29/745,891, entitled Face Mask, filed on Aug. 10, 2020, which is hereby incorporated by reference.

FIG. 1 is a front view of a design for a face mask in a first configuration;

FIG. 2 is a back view of the design for a face mask in the first configuration;


FIG. 3 is a front view of the design for a face mask in a second configuration;

FIG. 4 is a top view of the design for a face mask in the second configuration;

FIG. 5 is a bottom view of the design for a face mask in the second configuration; and,

FIG. 6 is a right side view of the design for a face mask in the second configuration, with the left side view of the design being a mirror image of the right side view.

1 Claim, 6 Drawing Sheets






FIG. 1




FIG. 2




FIG. 3




FIG. 4




FIG. 5

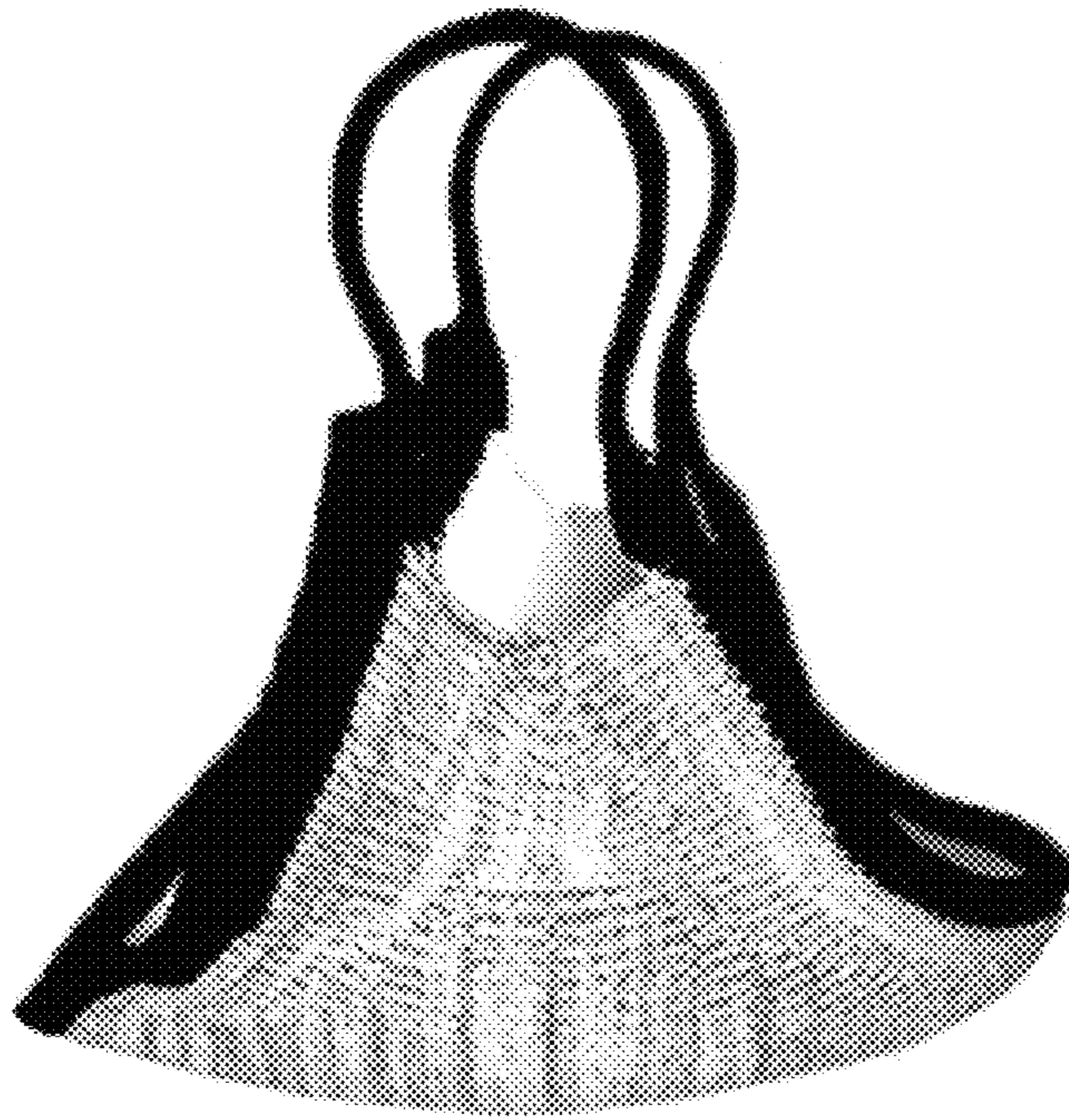


FIG. 6