



US00D951422S

(12) **United States Design Patent** (10) **Patent No.:** **US D951,422 S**  
**Zeng et al.** (45) **Date of Patent:** **\*\* May 10, 2022**

(54) **MISTING FAN**  
(71) Applicant: **O2COOL, LLC**, Chicago, IL (US)  
(72) Inventors: **Tom Zeng**, Shenzhen (CN); **Jeff Bull**, Naperville, IL (US)  
(73) Assignee: **O2COOL, LLC**, Chicago, IL (US)  
(\*\*) Term: **15 Years**  
(21) Appl. No.: **29/730,403**  
(22) Filed: **Apr. 3, 2020**  
(51) **LOC (13) Cl.** ..... **23-04**  
(52) **U.S. Cl.**  
USPC ..... **D23/370; D23/328**  
(58) **Field of Classification Search**  
USPC ..... D23/200, 223, 228, 314, 328, 332, 333,  
D23/335, 336, 337, 351, 355, 356, 370,  
D23/371, 378-380, 381, 382, 383,  
D23/411-412  
CPC .... F04D 25/0673; F04D 25/08; F04D 25/084;  
F04D 29/4226  
See application file for complete search history.

(56) **References Cited**  
U.S. PATENT DOCUMENTS  
D339,858 S \* 9/1993 Shong ..... D23/382  
5,468,124 A \* 11/1995 Chen ..... F04D 25/08  
415/129  
D387,422 S \* 12/1997 Radtke ..... D23/328  
D489,052 S \* 4/2004 Shiraki ..... D14/203.3  
D506,476 S \* 6/2005 Andre ..... D14/203.7  
D543,614 S 5/2007 Chen  
7,828,524 B2 11/2010 Chen

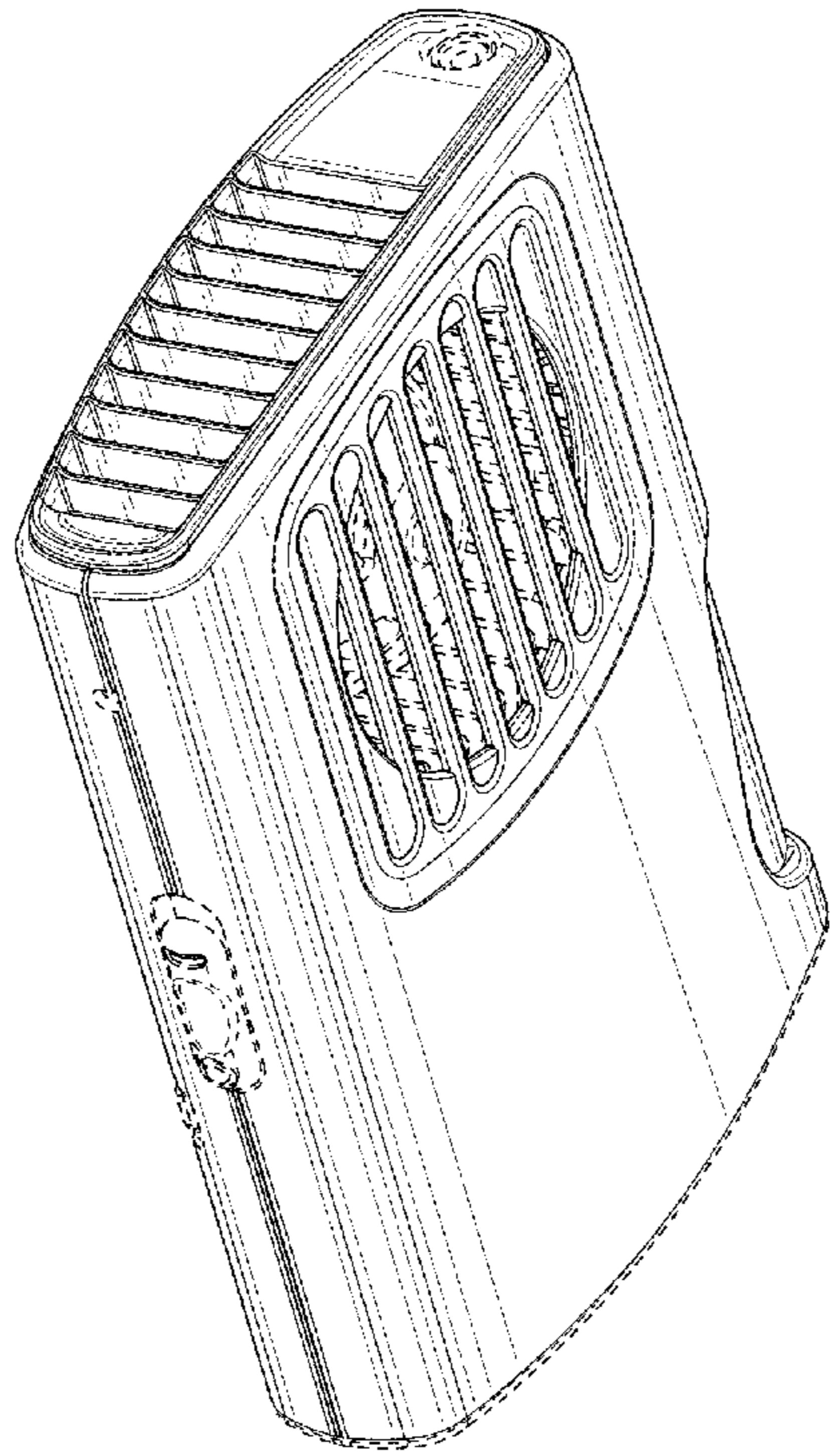
D671,630 S 11/2012 Hideharu et al.  
D676,123 S 2/2013 Hideharu et al.  
D701,298 S 3/2014 Daisaku  
D832,989 S 11/2018 Breit et al.  
D868,229 S \* 11/2019 Chen ..... D23/332  
D903,088 S \* 11/2020 Chen ..... D23/382  
D917,035 S \* 4/2021 Zhou ..... D23/370  
2014/0090410 A1 \* 4/2014 Decker ..... F04D 25/0673  
62/259.3  
2014/0093404 A1 \* 4/2014 Long ..... F04D 25/084  
417/234  
2019/0338786 A1 \* 11/2019 Jones ..... F04D 19/002  
2020/0332809 A1 \* 10/2020 Buxton ..... F04D 25/084

\* cited by examiner  
*Primary Examiner* — Sharon S Oum  
(74) *Attorney, Agent, or Firm* — Thompson Coburn LLP

(57) **CLAIM**  
The ornamental design for a misting fan, as shown and described.

**DESCRIPTION**  
FIG. 1 is a first perspective view of the misting fan showing our new design;  
FIG. 2 is a right side view thereof;  
FIG. 3 is a left side view thereof;  
FIG. 4 is a front view thereof;  
FIG. 5 is a rear view thereof;  
FIG. 6 is a top view thereof;  
FIG. 7 is a bottom view thereof; and,  
FIG. 8 is a second perspective view thereof.  
The broken lines are directed to portions of the misting fan that form no part of the claim.

**1 Claim, 8 Drawing Sheets**



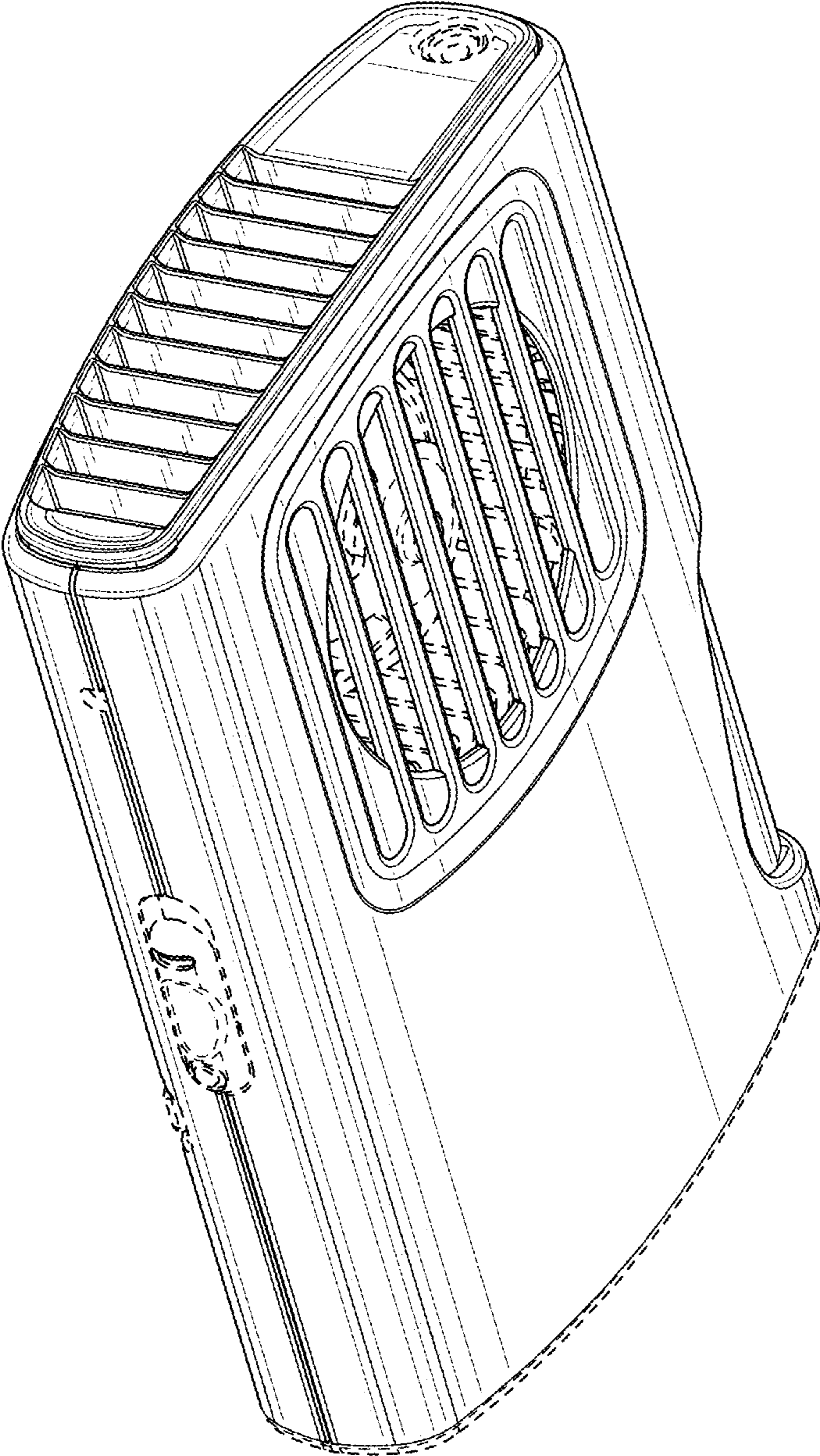


FIG. 1

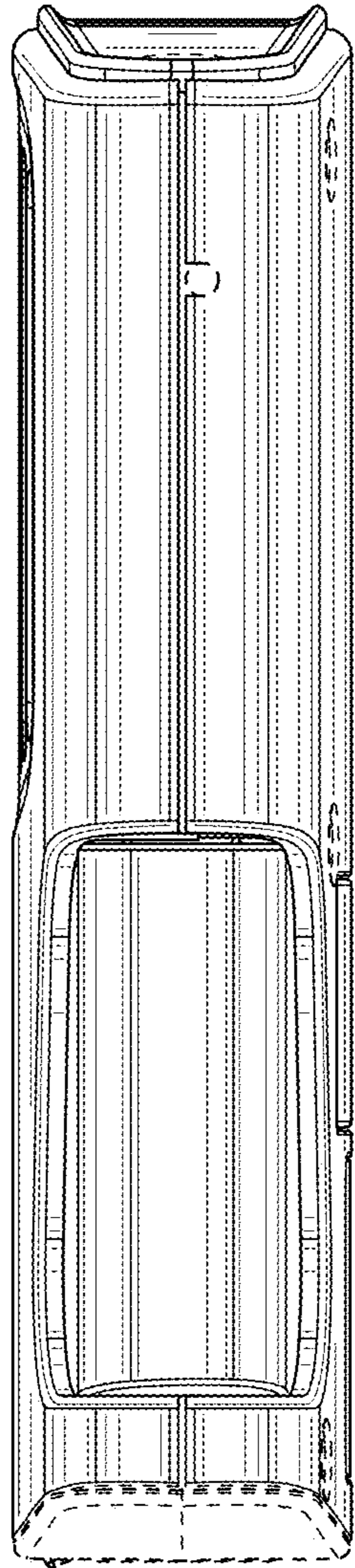


FIG. 2

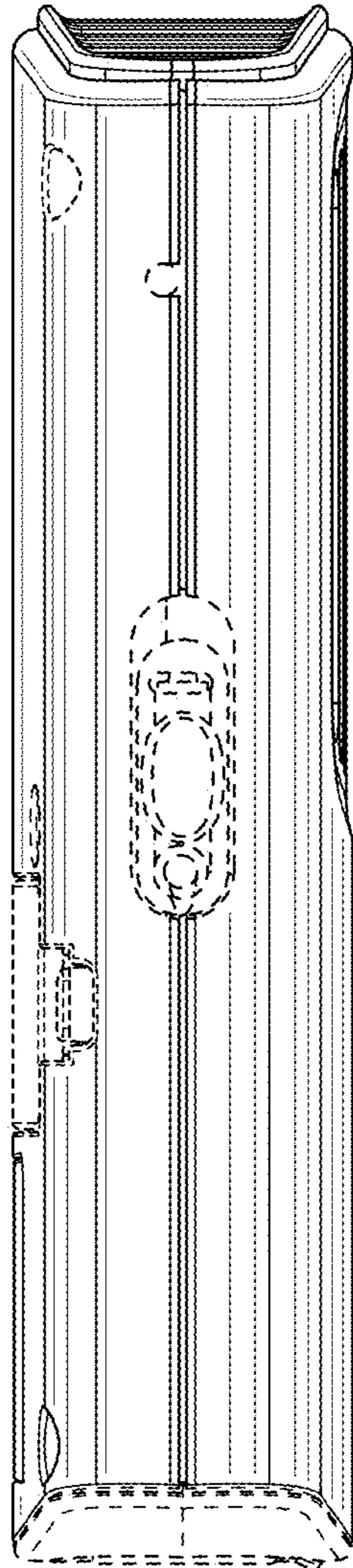


FIG. 3

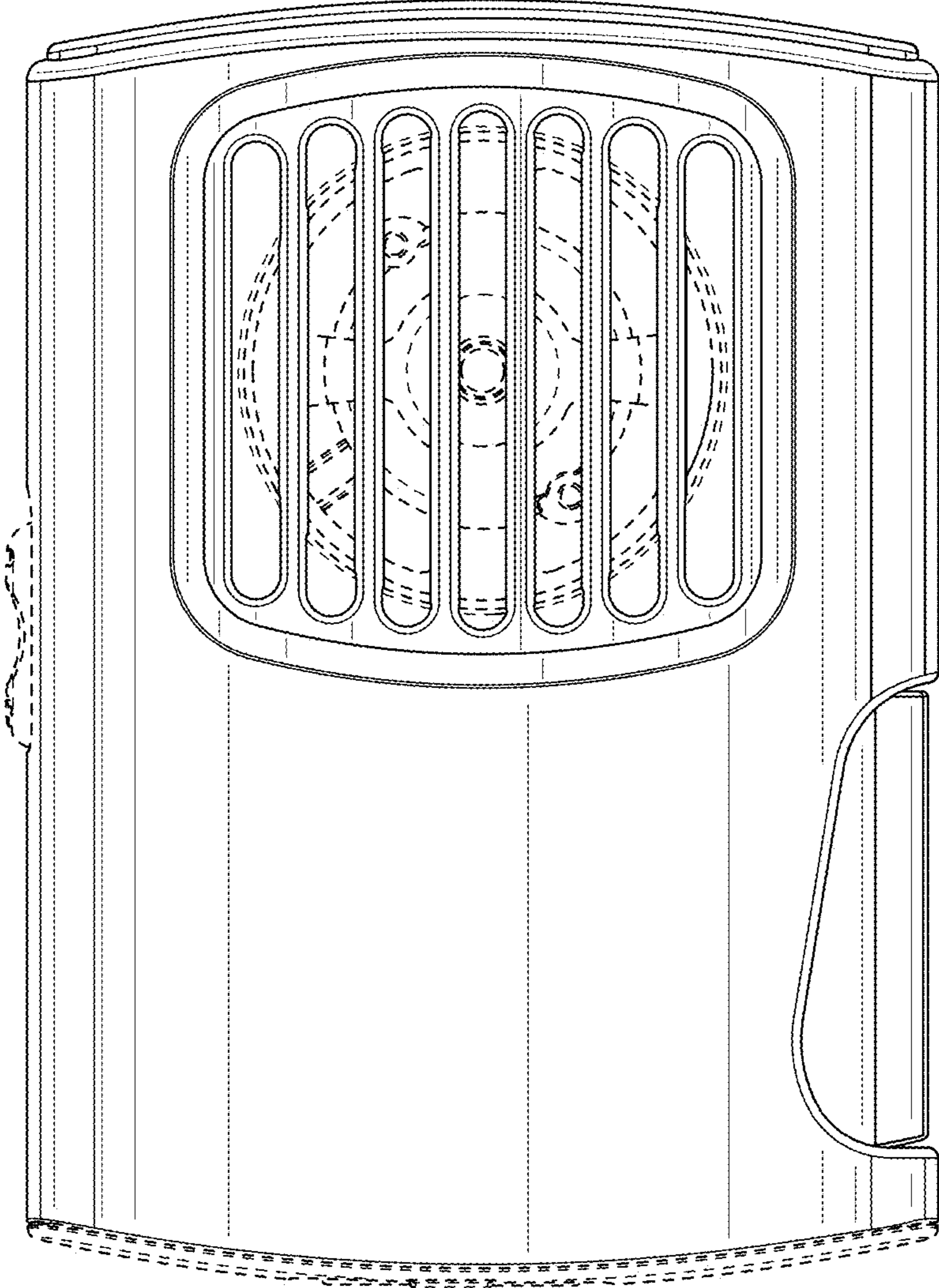


FIG. 4

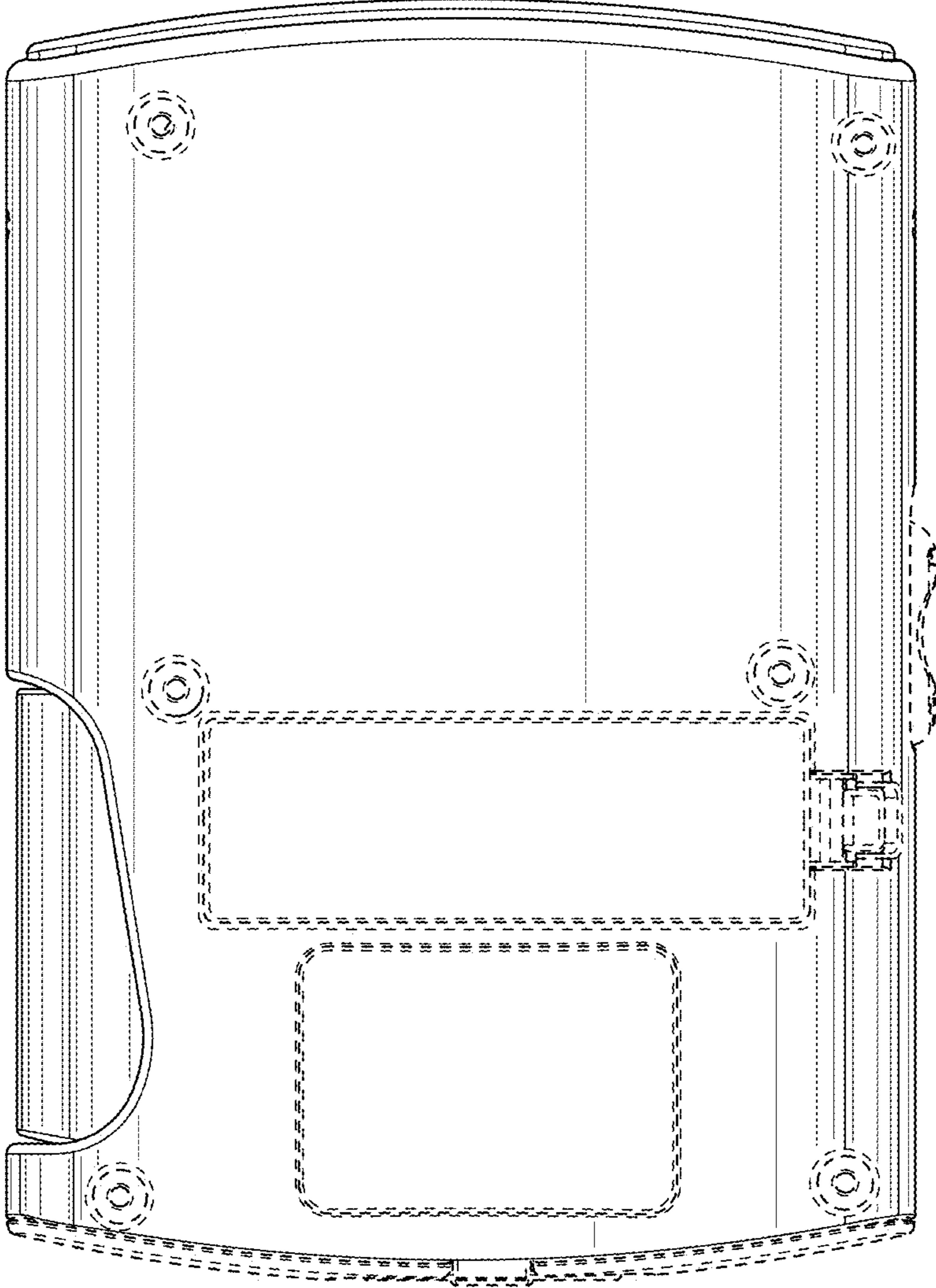


FIG. 5

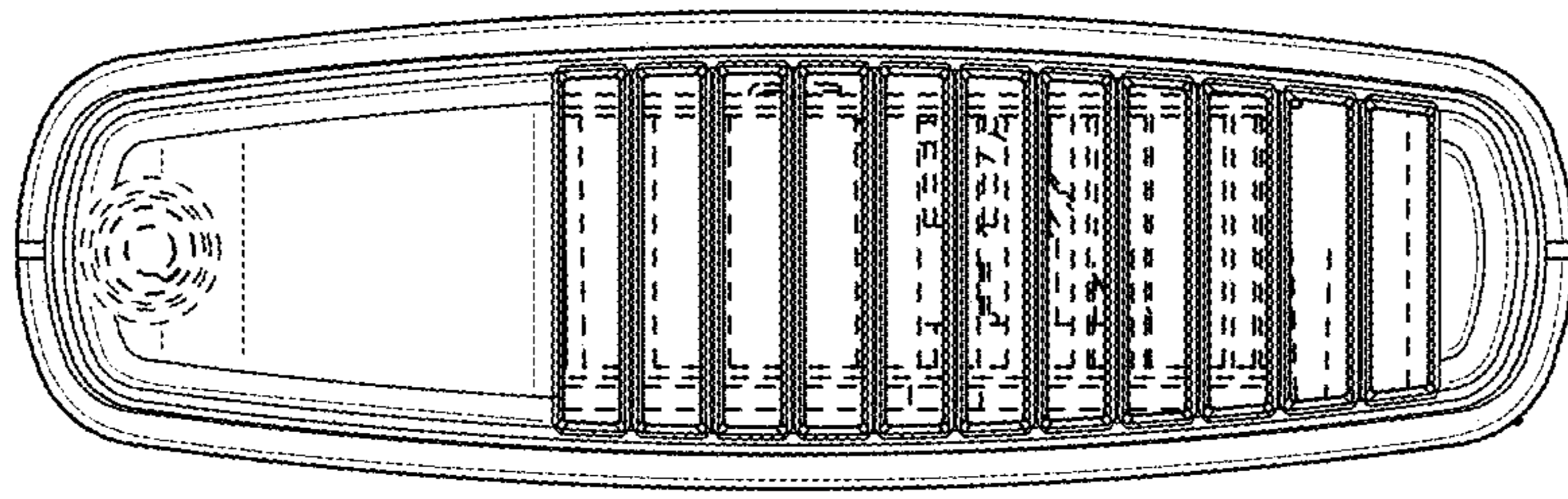


FIG. 6

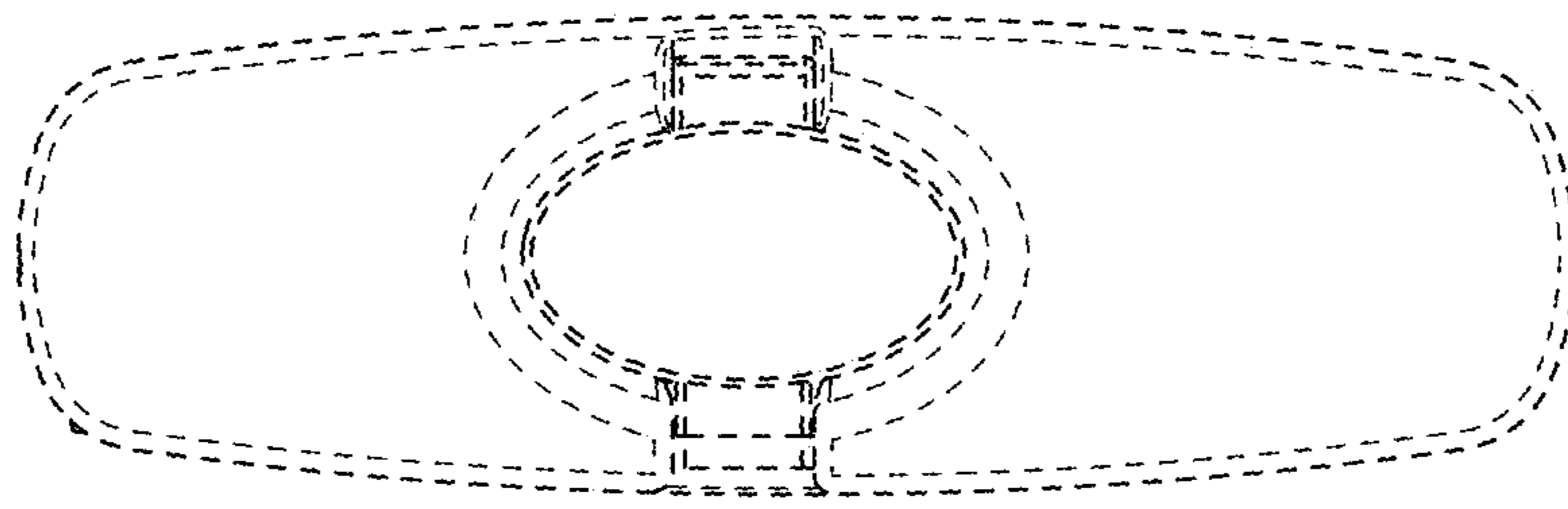


FIG. 7



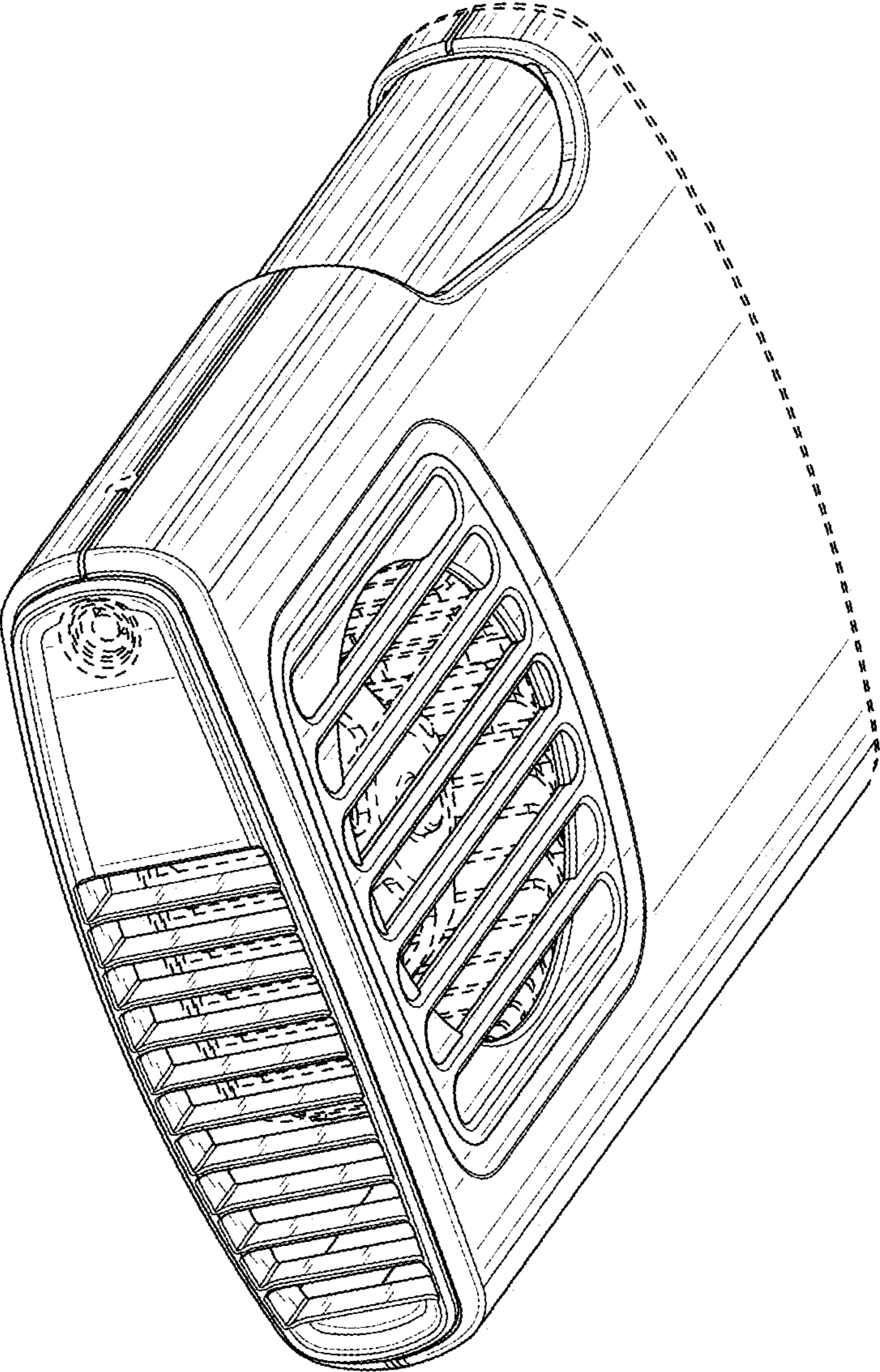


FIG. 8