



US00D951405S

(12) **United States Design Patent** (10) **Patent No.:** **US D951,405 S**
Thorne et al. (45) **Date of Patent:** **** May 10, 2022**

- (54) **LAVATORY BASIN**
- (71) Applicant: **Bradley Fixtures Corporation**,
Menomonee Falls, WI (US)
- (72) Inventors: **Scott Joseph Thorne**, Chicago, IL
(US); **Hyunchul Kim**, Chicago, IL
(US); **William L. Haas**, Richfield, WI
(US); **Cassandra Anne Schneider**,
Oconomowoc, WI (US)
- (73) Assignee: **Bradley Fixtures Corporation**,
Menomonee Falls, WI (US)
- (**) Term: **15 Years**
- (21) Appl. No.: **29/814,979**
- (22) Filed: **Nov. 10, 2021**

Related U.S. Application Data

- (62) Division of application No. 29/728,130, filed on Mar. 16, 2020, now Pat. No. Des. 939,066.
- (51) **LOC (13) Cl.** **23-02**
- (52) **U.S. Cl.**
USPC **D23/284**
- (58) **Field of Classification Search**
USPC D23/284, 286-287, 290, 292, 293.1, 308
CPC A47K 1/04; A47B 77/06
See application file for complete search history.

(56) **References Cited**

U.S. PATENT DOCUMENTS

- D697,185 S * 1/2014 Spangler D23/292
- D700,686 S * 3/2014 Spangler D23/293.1
- D710,978 S * 8/2014 Spangler D23/293.1
- D721,426 S * 1/2015 Bartlett D23/290
- D735,837 S * 8/2015 Bartlett D23/290
- D735,838 S * 8/2015 Bartlett D23/290
- 9,157,223 B2 * 10/2015 Kempen E03C 1/24
- D744,074 S * 11/2015 Adkison D23/284

- D745,120 S * 12/2015 Adkison D23/284
- D745,122 S * 12/2015 Schonherr D23/284
- D745,951 S * 12/2015 Schonherr D23/284
- D803,996 S * 11/2017 Brandli D23/293.1
- D804,621 S * 12/2017 Brandli D23/293.1
- D809,634 S * 2/2018 Brandli D23/284
- D810,896 S * 2/2018 Streng D23/293.1
- D810,897 S * 2/2018 Streng D23/293.1
- D814,613 S * 4/2018 Taylor D23/284

(Continued)

Primary Examiner — Robert A Delehanty

(74) *Attorney, Agent, or Firm* — Boyle Fredrickson, S.C.

(57) **CLAIM**

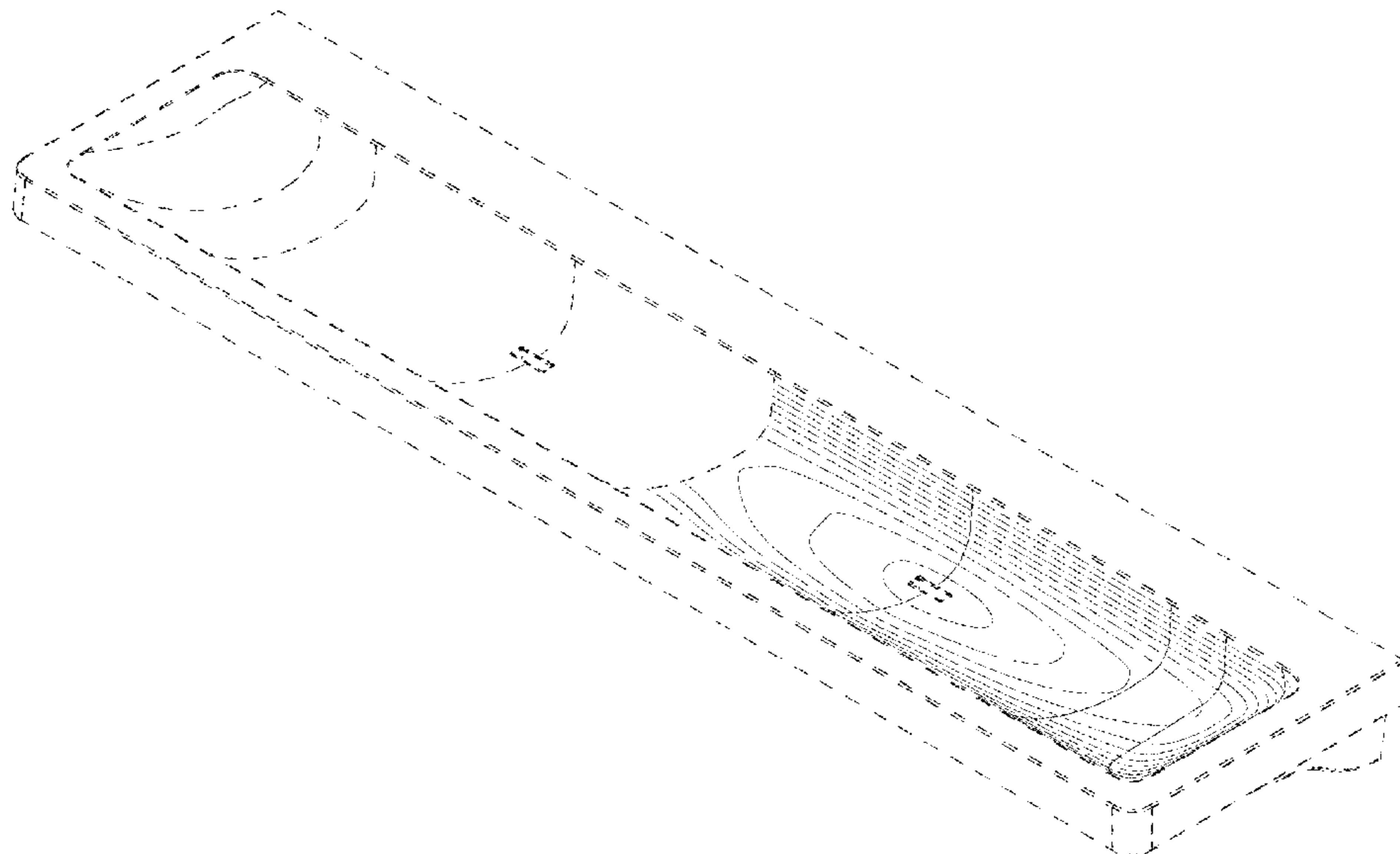
The ornamental design for a lavatory basin, substantially as shown and described.

DESCRIPTION

FIG. 1 is a front, raised perspective view of a lavatory basin according to the invention;
 FIG. 2 is a front view of the lavatory basin according to FIG. 1;
 FIG. 3 is a rear view of the lavatory system according to FIG. 1;
 FIG. 4 is a right side view of the lavatory system according to FIG. 1;
 FIG. 5 is a left side view of the lavatory system according to FIG. 1;
 FIG. 6 is a top view of the lavatory system according to FIG. 1;
 FIG. 7 is a bottom view of the lavatory system according to FIG. 1; and,
 FIG. 8 is a cross-sectional view of the lavatory system according to FIG. 6 taken along line 8-8.

The broken lines shown in the drawings form no part of the claimed design. The surface shading illustrated in the drawings is provided merely to highlight the contour of the design and is not part of the claimed design. All surfaces not shown form no part of the claimed design.

1 Claim, 7 Drawing Sheets



(56)

References Cited

U.S. PATENT DOCUMENTS

D823,445 S * 7/2018 Adkison D23/290
D825,038 S * 8/2018 Corpuz D23/293.1
D841,785 S * 2/2019 Adkison D23/284
D849,213 S * 5/2019 Wano D23/293.1
RE47,467 E * 7/2019 Bartlett A47K 1/04
D23/290
D861,143 S * 9/2019 Taylor D23/308
D869,622 S * 12/2019 Streng D23/290
D890,311 S * 7/2020 Belozerova D23/290
D892,990 S * 8/2020 Thorne D23/293.1
D913,457 S * 3/2021 Haas D23/290

* cited by examiner

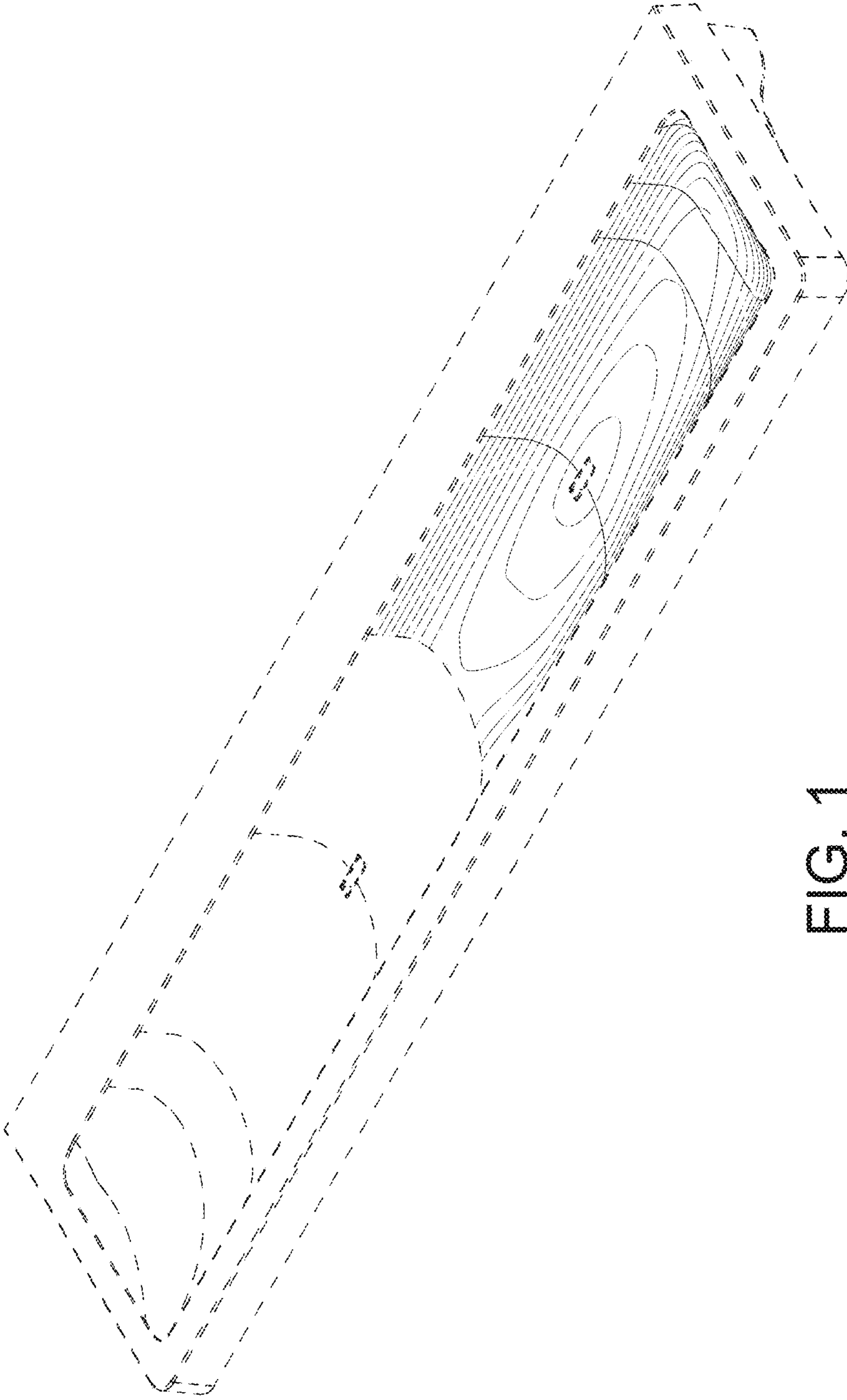


FIG. 1

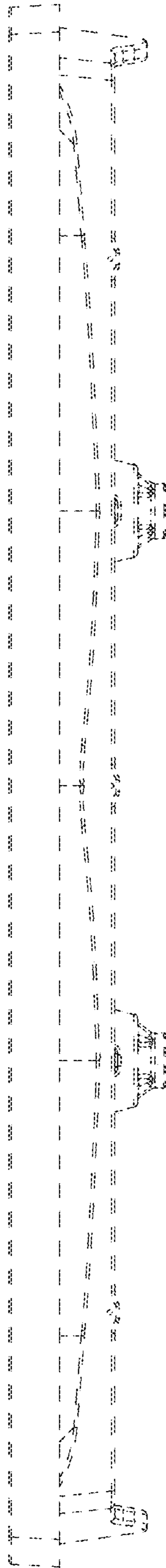


FIG. 2




FIG. 3



FIG. 4




FIG. 5

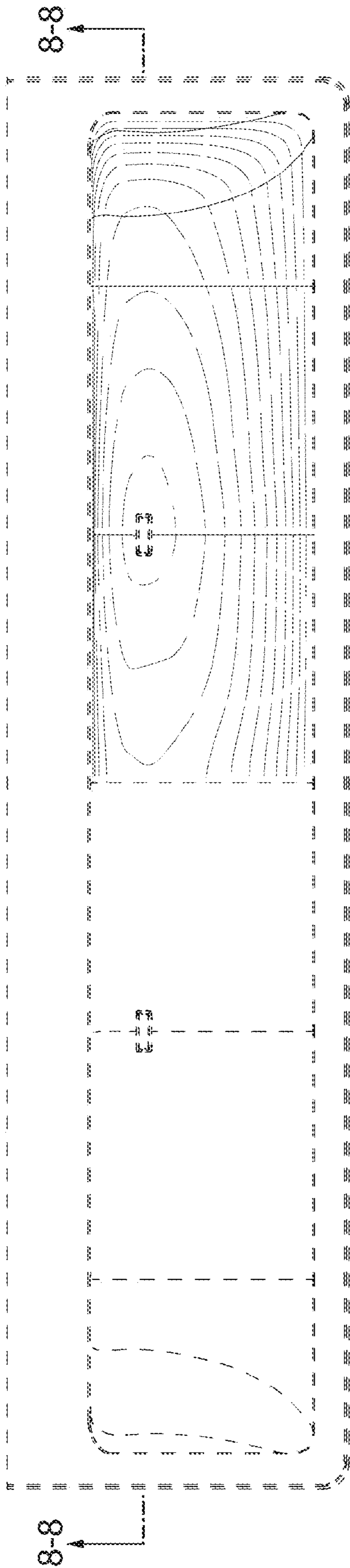


FIG. 6




FIG. 7




FIG. 8