



US00D951403S

(12) **United States Design Patent**  
**Semchuck**

(10) **Patent No.:** **US D951,403 S**  
(45) **Date of Patent:** **\*\* May 10, 2022**

- (54) **VALVE**
- (71) Applicant: **Sloan Valve Company**, Franklin Park, IL (US)
- (72) Inventor: **Mario Semchuck**, Scottsdale, AZ (US)
- (73) Assignee: **Sloan Valve Company**, Franklin Park, IL (US)
- (\*\*) Term: **15 Years**
- (21) Appl. No.: **29/715,707**
- (22) Filed: **Dec. 4, 2019**
- (51) **LOC (13) Cl.** ..... **23-01**
- (52) **U.S. Cl.**  
USPC ..... **D23/269**
- (58) **Field of Classification Search**  
USPC ..... D23/233-237, 241-250, 269; 137/850, 137/70, 846  
CPC ..... F16K 27/0209; F16K 15/00; F16K 1/36; F16K 1/42; F16K 15/147; A61M 39/24  
See application file for complete search history.

- 5,669,764 A 9/1997 Behringer et al.
- 5,799,633 A 9/1998 Miller
- 5,902,096 A 5/1999 Behringer et al.
- 6,053,194 A \* 4/2000 Nelson ..... F16K 15/147 137/70
- 6,089,260 A 7/2000 Jaworski et al.
- 6,161,729 A 12/2000 Gentile et al.
- 6,209,450 B1 4/2001 Naaktgeboren et al.
- 6,439,541 B1 8/2002 Nosel et al.
- 6,446,548 B2 9/2002 Chow
- 7,722,278 B2 5/2010 Black
- 7,744,571 B2 6/2010 Fisher et al.
- 7,845,361 B1 12/2010 Verespej et al.
- 8,147,456 B2 4/2012 Fisher et al.
- 8,276,616 B2 \* 10/2012 Wright ..... F16K 15/147 137/850
- 8,298,189 B2 10/2012 Fisher et al.
- 8,978,265 B2 3/2015 Parker

(Continued)

*Primary Examiner* — Gino Colan  
(74) *Attorney, Agent, or Firm* — Banner & Witcoff, Ltd.

(57) **CLAIM**

The ornamental design for a valve, as shown and described.

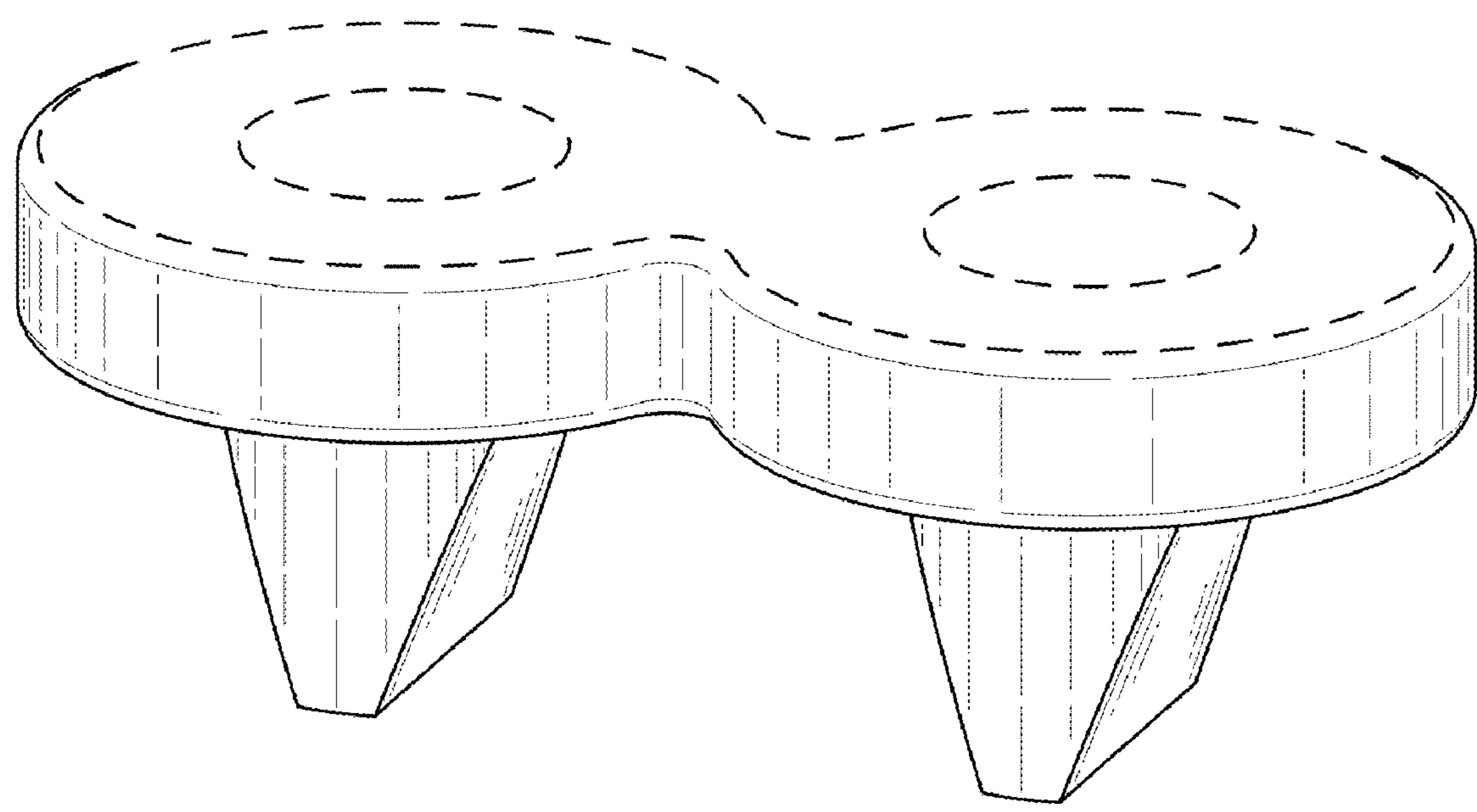
**DESCRIPTION**

FIG. 1 is a top, front, left perspective view of a valve showing my new design;  
 FIG. 2 is a bottom, rear, right perspective view thereof;  
 FIG. 3 is a front view thereof;  
 FIG. 4 is a rear view thereof;  
 FIG. 5 is a right side view thereof;  
 FIG. 6 is a left side view thereof;  
 FIG. 7 is a top view thereof; and,  
 FIG. 8 is a bottom view thereof.

The broken lines immediately adjacent to the shaded area define the bounds of the claimed design and form no part thereof. The broken lines depicting the remainder of the valve show features that form no part of the claimed design.

**1 Claim, 8 Drawing Sheets**

- (56) **References Cited**  
U.S. PATENT DOCUMENTS
- 2,417,968 A \* 3/1947 Browne ..... F16K 15/147 137/850
- 4,223,486 A 9/1980 Kelly
- 4,340,023 A 7/1982 Creager
- 4,419,993 A 12/1983 Petersen
- 4,566,493 A \* 1/1986 Edwards ..... F16K 15/144 137/846
- 4,619,228 A 10/1986 Liu
- 4,686,966 A 8/1987 Tsai
- 4,954,149 A 9/1990 Fullemann
- 5,373,972 A 12/1994 Bystrom et al.
- 5,411,491 A 5/1995 Goldhardt et al.
- 5,531,810 A 7/1996 Fullemann



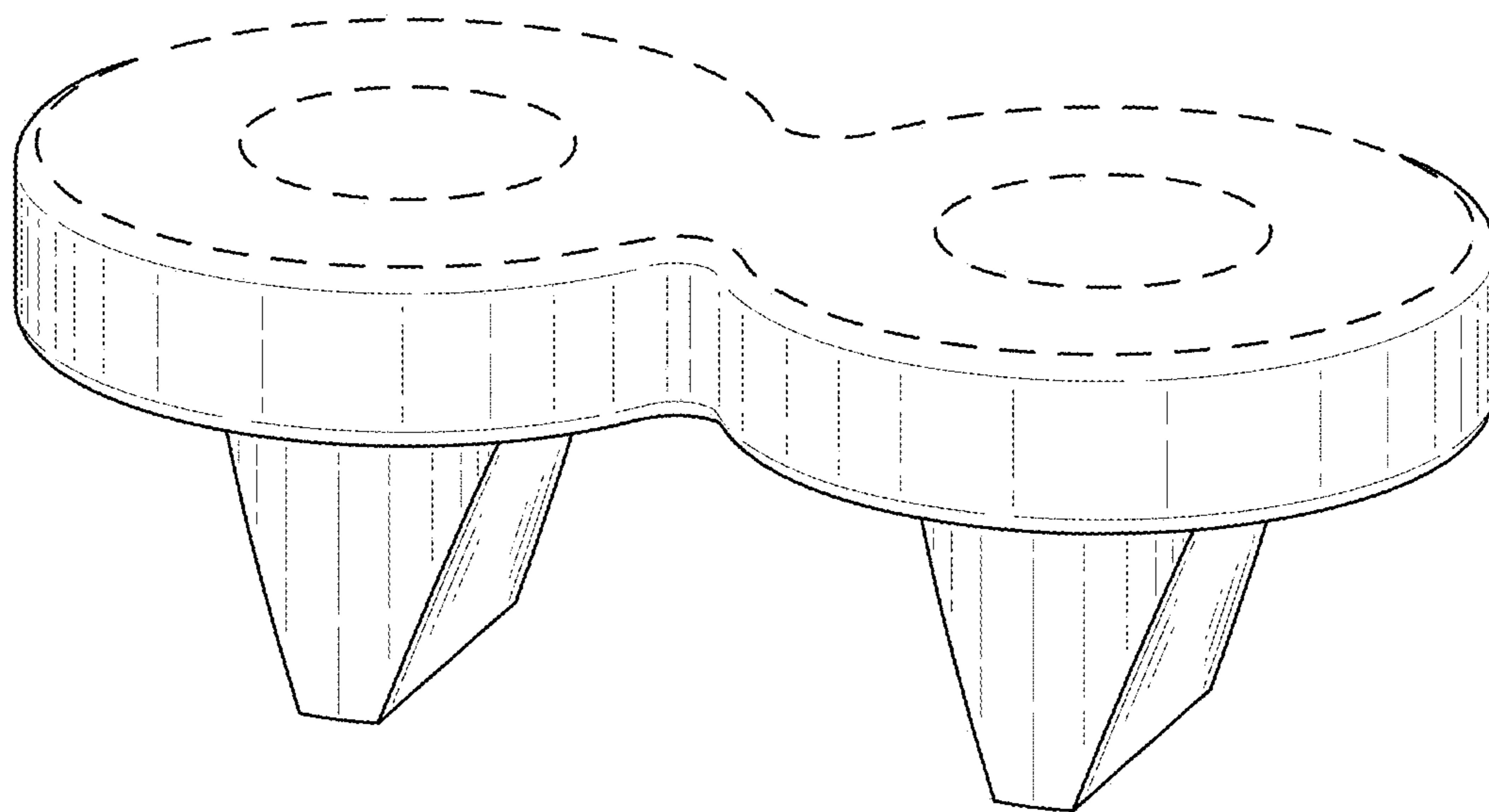
(56)

**References Cited**

U.S. PATENT DOCUMENTS

|            |      |        |                |            |
|------------|------|--------|----------------|------------|
| 9,718,070  | B2   | 8/2017 | Arminak et al. |            |
| 10,173,434 | B2 * | 1/2019 | Asawa .....    | F04B 53/10 |
| 10,316,977 | B2   | 6/2019 | Raftis et al.  |            |
| D917,027   | S *  | 4/2021 | Vegso .....    | D23/269    |
| D924,378   | S *  | 7/2021 | Vegso .....    | D23/269    |

\* cited by examiner



**FIG. 1**

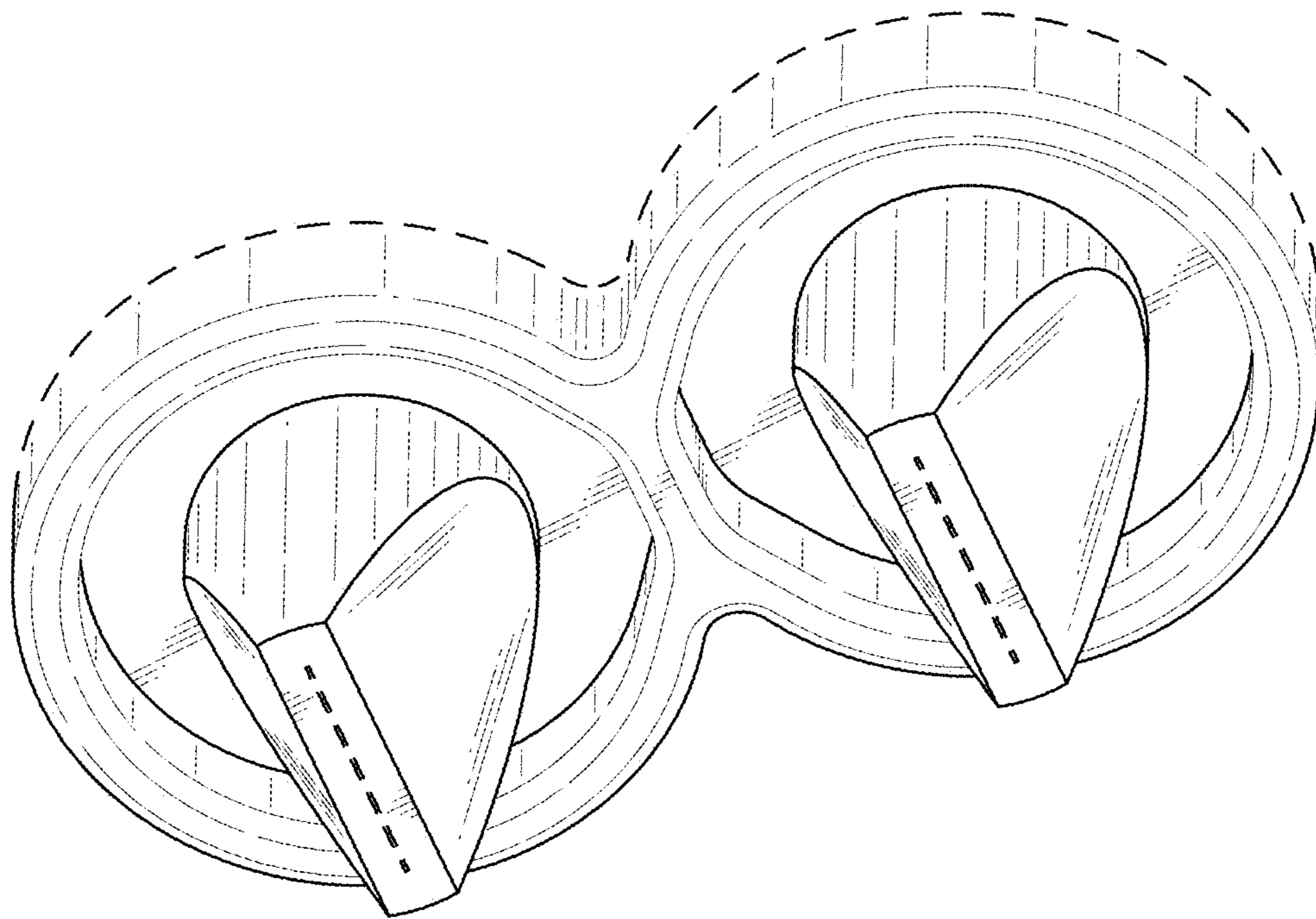
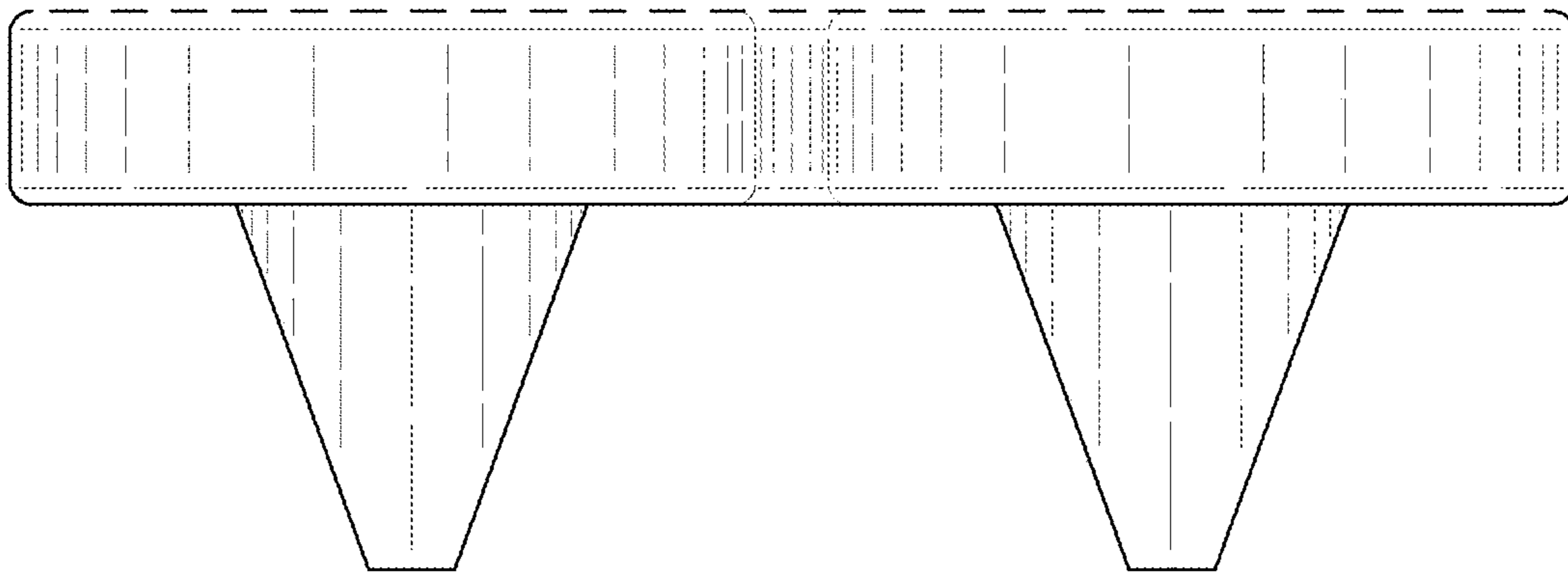
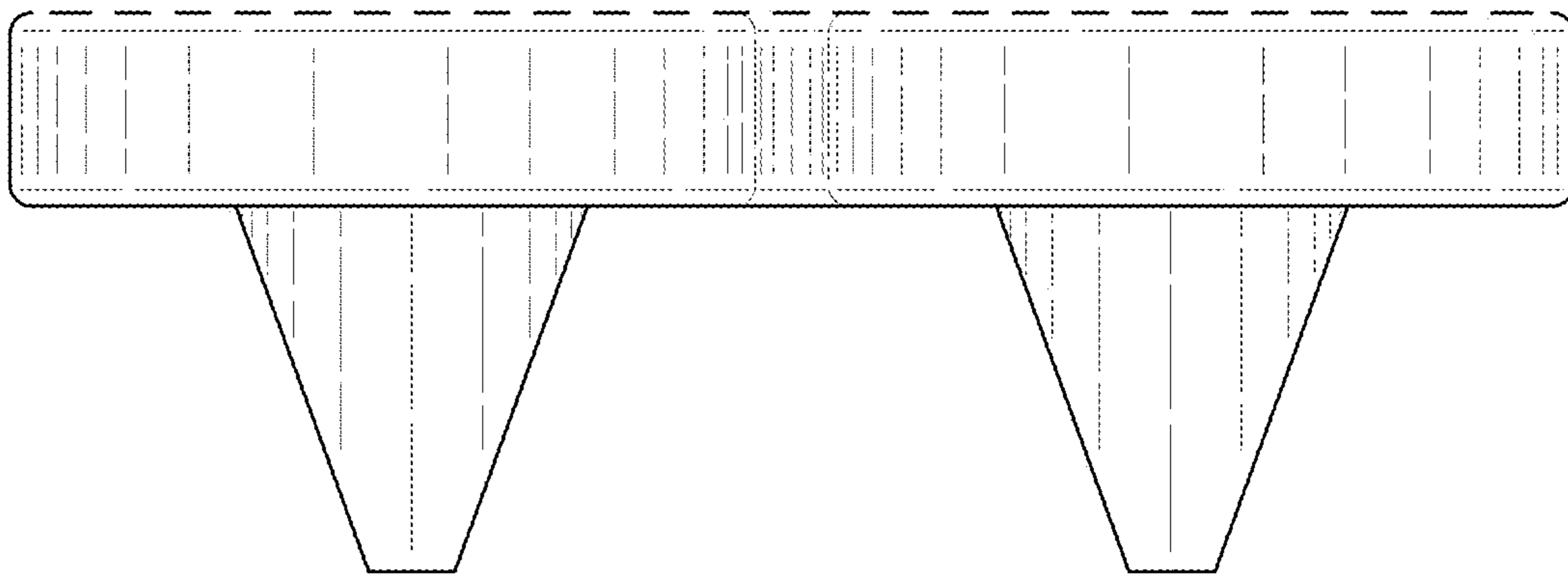


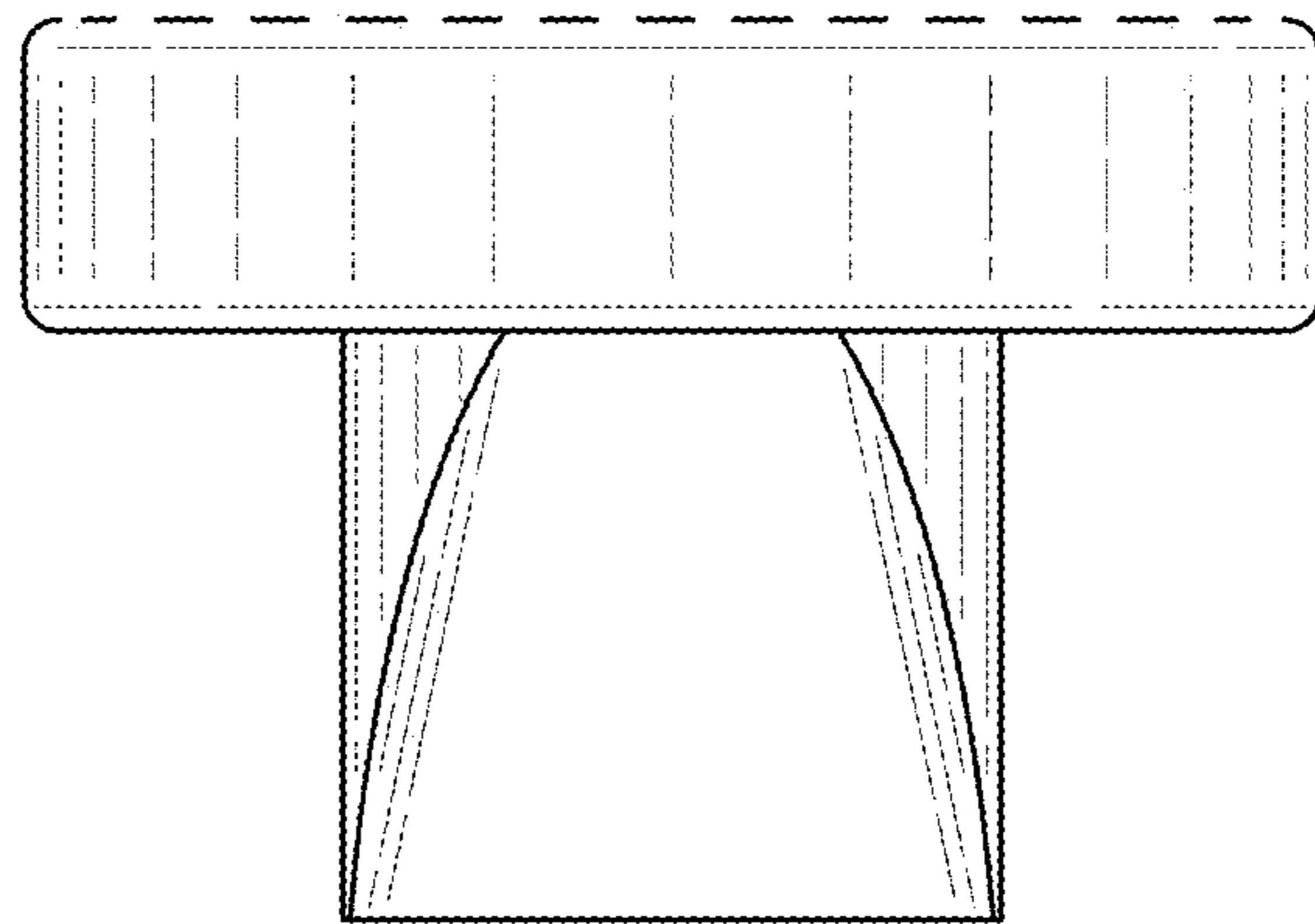
FIG. 2



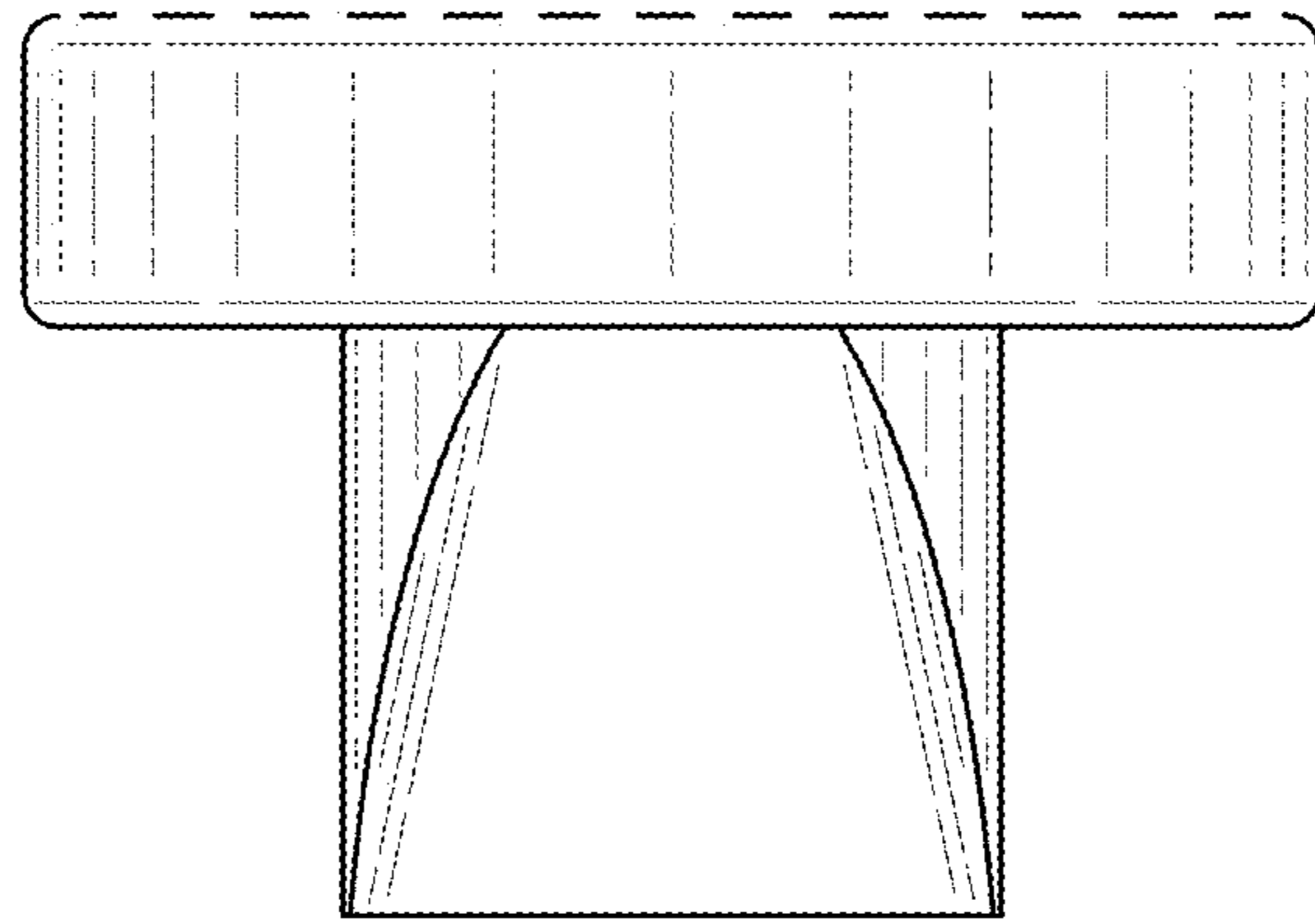
**FIG. 3**



**FIG. 4**

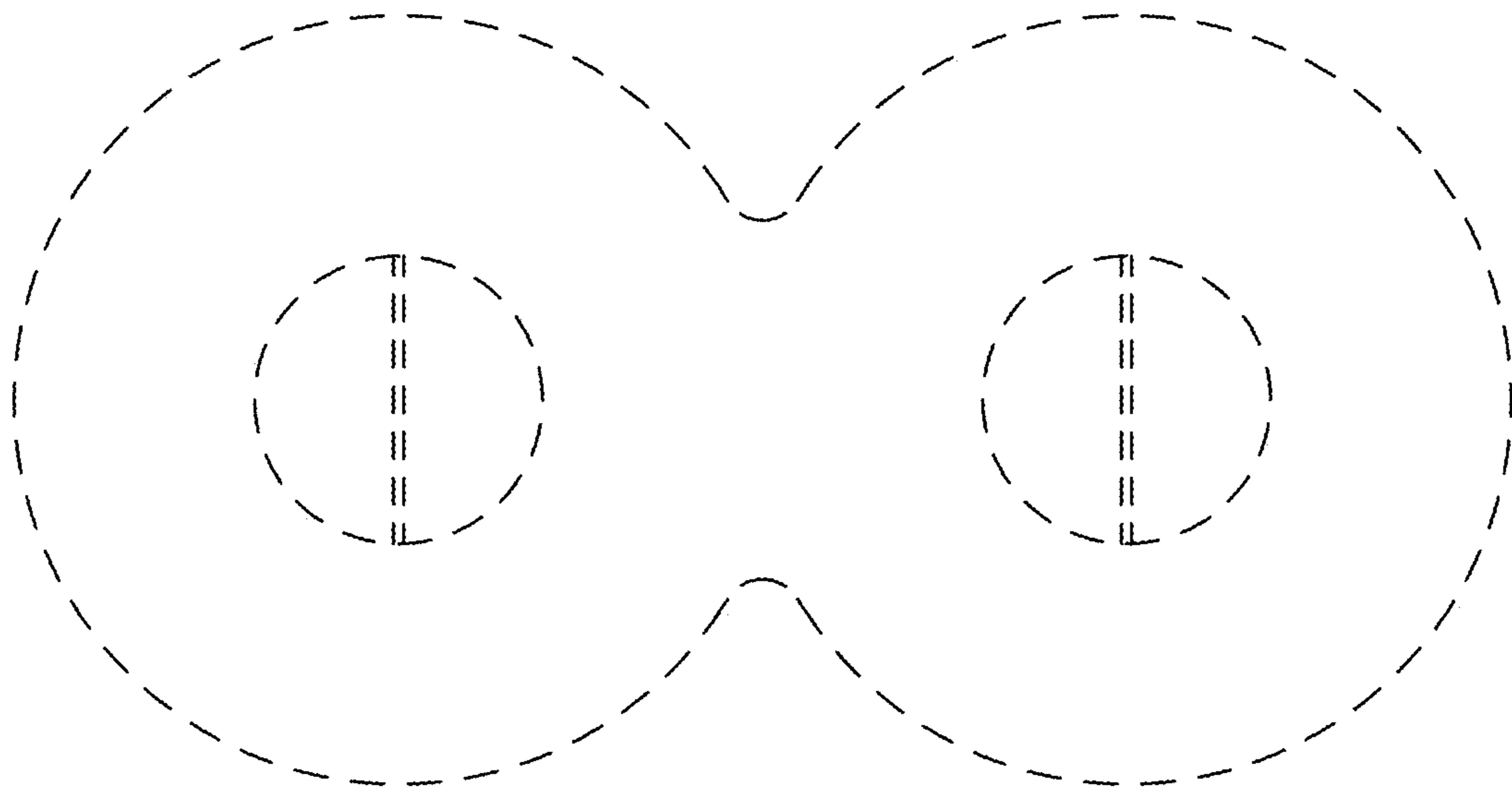


**FIG. 5**

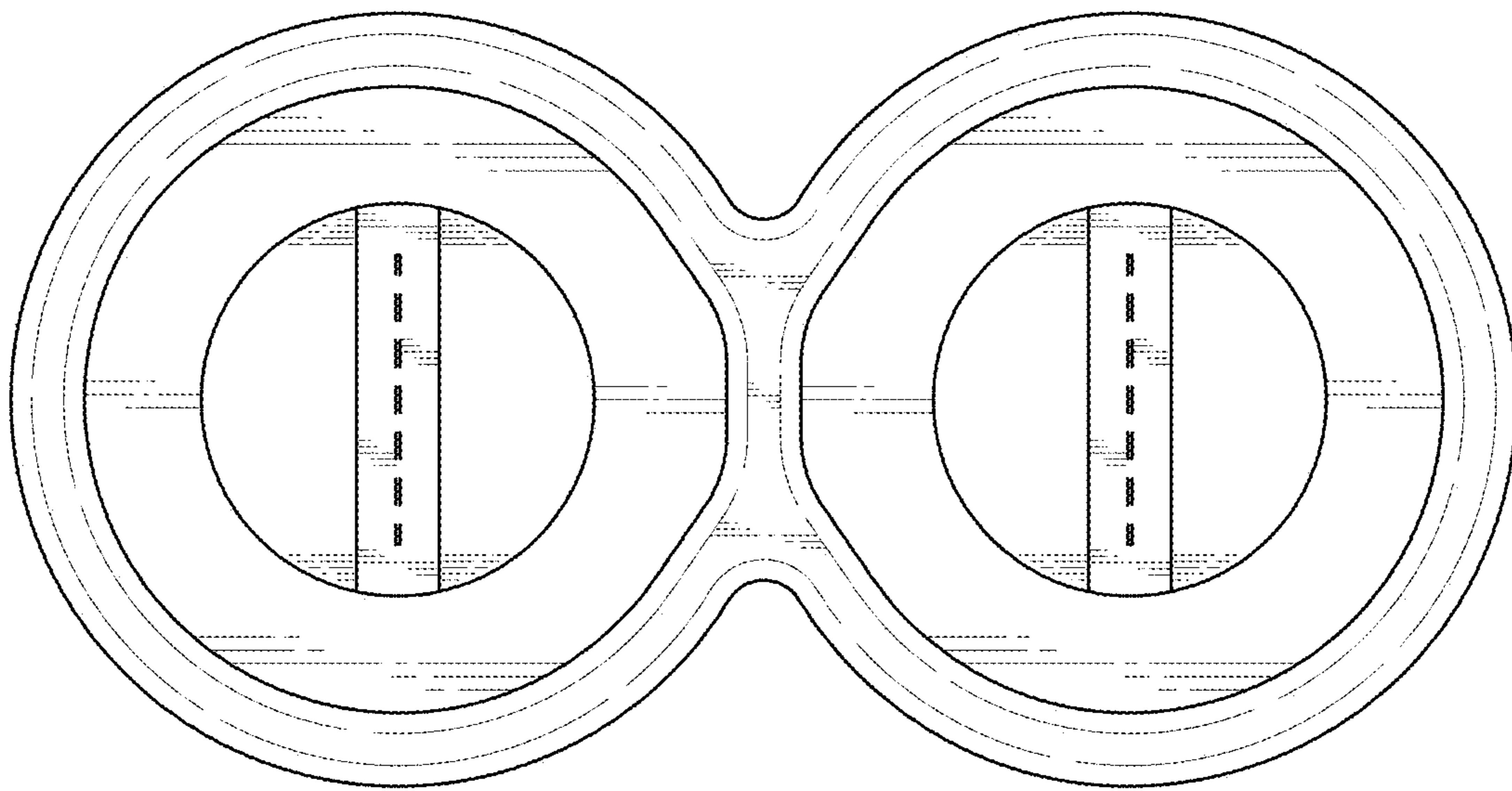


**FIG. 6**





**FIG. 7**



**FIG. 8**