



US00D951382S

(12) **United States Design Patent**
Zhou

(10) **Patent No.:** **US D951,382 S**

(45) **Date of Patent:** **** May 10, 2022**

(54) **INFLATABLE SWIMMING POOL**

(71) Applicant: **Axiao Zhou**, Yueqing (CN)

(72) Inventor: **Axiao Zhou**, Yueqing (CN)

(**) Term: **15 Years**

(21) Appl. No.: **29/781,002**

(22) Filed: **Apr. 27, 2021**

(51) **LOC (13) Cl.** **21-03**

(52) **U.S. Cl.**
USPC **D21/815**

(58) **Field of Classification Search**
USPC D21/811, 814-816, 835; D25/2
CPC E04H 4/00; E04H 4/0018-4/0037; E04H
2004/0068; B63B 7/08; A47K 3/06
See application file for complete search history.

(56) **References Cited**

U.S. PATENT DOCUMENTS

- 2,689,812 A * 9/1954 Mollica B29D 22/02
156/281
- 2,838,768 A * 6/1958 Fischett A47K 1/14
4/507
- 3,363,268 A * 1/1968 Friedlander E04H 4/0025
4/506

(Continued)

FOREIGN PATENT DOCUMENTS

- CN 306060110 * 9/2020
- CN 306257094 * 12/2020

(Continued)

OTHER PUBLICATIONS

Amazon AQCSS inflatable pool; Jan. 2021; Amazon.com.*

Primary Examiner — Mitchell I. Siegel

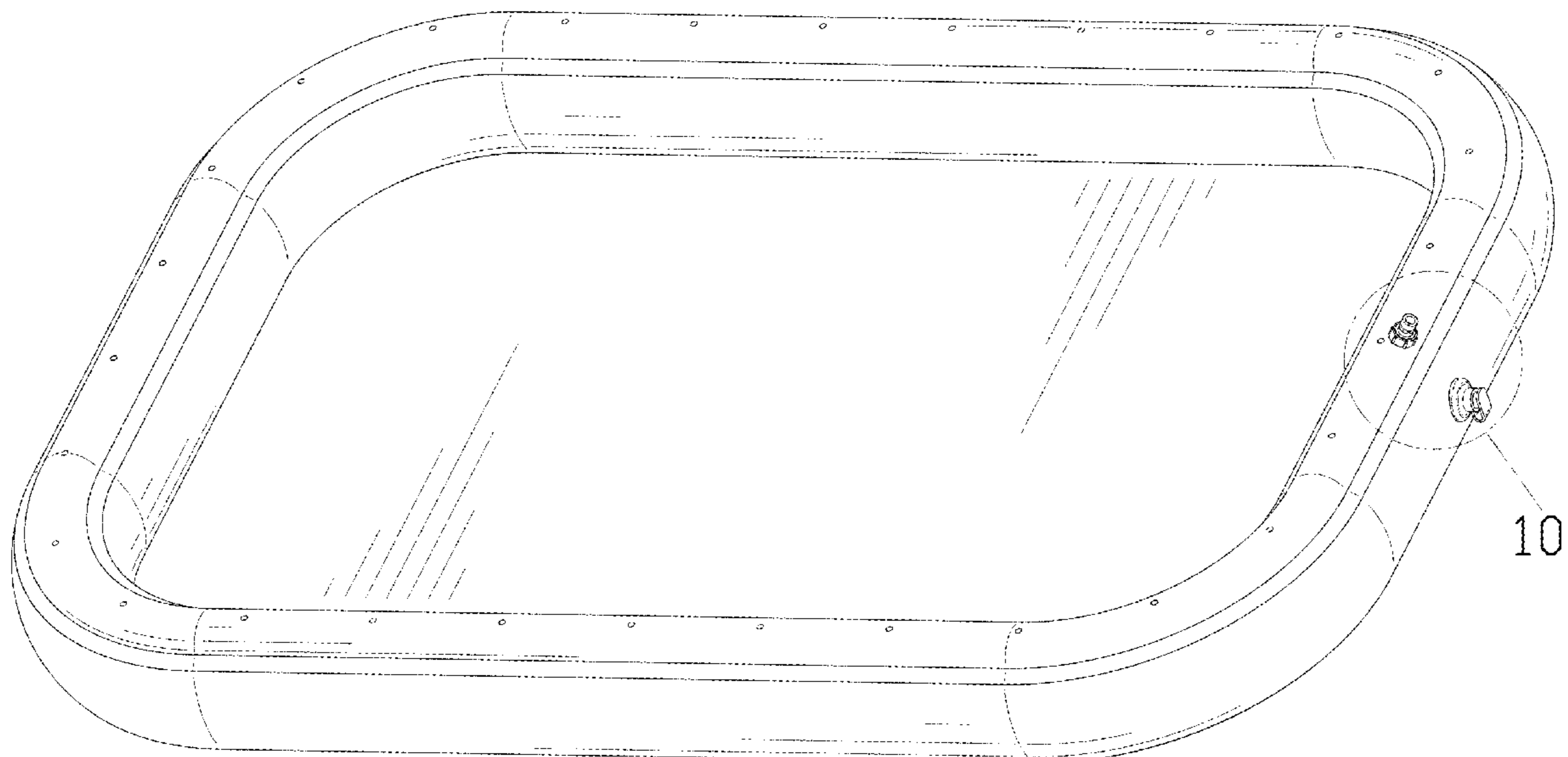
(57) **CLAIM**

The ornamental design for an inflatable swimming pool, as shown and described.

DESCRIPTION

FIG. 1 is a perspective view of a first embodiment of an inflatable swimming pool showing my new design; FIG. 2 is another perspective view thereof; FIG. 3 is another perspective view thereof; FIG. 4 is a front elevational view thereof; FIG. 5 is a rear elevational view thereof; FIG. 6 is a left side elevational view thereof; FIG. 7 is a right side elevational view thereof; FIG. 8 is a top plan view thereof; FIG. 9 is a bottom plan view thereof; FIG. 10 is an enlarged view of portion 10 shown in FIG. 1; FIG. 11 is a perspective view of a second embodiment of the inflatable swimming pool showing my new design; FIG. 12 is another perspective view thereof; FIG. 13 is another perspective view thereof; FIG. 14 is a front elevational view thereof; FIG. 15 is a rear elevational view thereof; FIG. 16 is a left side elevational view thereof; FIG. 17 is a right side elevational view thereof; FIG. 18 is a top plan view thereof; FIG. 19 is a bottom plan view thereof; FIG. 20 is an enlarged view of portion 20 shown in FIG. 11; FIG. 21 is a perspective view of a third embodiment of the inflatable swimming pool showing my new design; FIG. 22 is another perspective view thereof; FIG. 23 is another perspective view thereof; FIG. 24 is a front elevational view thereof; FIG. 25 is a rear elevational view thereof; FIG. 26 is a left side elevational view thereof; FIG. 27 is a right side elevational view thereof; FIG. 28 is a top plan view thereof; FIG. 29 is a bottom plan view thereof; and, FIG. 30 is an enlarged view of portion 30 shown in FIG. 21.

1 Claim, 30 Drawing Sheets



(56)

References Cited

U.S. PATENT DOCUMENTS

D224,241 S * 7/1972 Tytel D21/815
 D224,306 S * 7/1972 Anderson D23/278
 D293,363 S * 12/1987 Everard D21/815
 D293,364 S * 12/1987 Everard D21/815
 4,754,502 A * 7/1988 Bowen A47K 3/06
 4/487
 4,935,970 A * 6/1990 Aristone E04H 4/0025
 4/488
 D314,034 S * 1/1991 Young D21/816
 D314,035 S * 1/1991 Young D21/816
 5,575,738 A * 11/1996 Millington A63B 5/11
 472/135
 D386,238 S * 11/1997 Peterson D21/815
 D404,457 S * 1/1999 Peterson D21/815
 D425,165 S * 5/2000 Klimenko E04H 4/0025
 D21/815
 D434,826 S * 12/2000 Hsu D21/815
 6,595,861 B1 * 7/2003 Morrow E04H 4/0025
 4/488
 D478,956 S * 8/2003 Feuer D21/815
 D725,210 S * 3/2015 Anastasia D21/815
 D732,133 S * 6/2015 Goldmeier D21/815
 9,217,259 B1 * 12/2015 Perrotta E04H 4/0025
 9,506,260 B2 * 11/2016 Mussa E04H 4/00
 D786,382 S * 5/2017 Lin D21/815
 D788,247 S * 5/2017 Lin D21/815

D900,267 S * 10/2020 Zhang E04H 4/0025
 D21/815
 D903,803 S * 12/2020 Tao D21/815
 D928,268 S * 8/2021 Pan D21/815
 D934,370 S * 10/2021 Baack D21/815
 2003/0019024 A1 * 1/2003 Tompkins E04H 4/0025
 4/506
 2004/0040083 A1 * 3/2004 Bentley A47K 3/06
 4/585
 2006/0021125 A1 * 2/2006 Berenson E04H 4/0025
 4/498
 2011/0225719 A1 * 9/2011 Tong E04H 4/0025
 4/506
 2013/0318703 A1 * 12/2013 Berenson E04H 4/0025
 4/494
 2016/0362904 A1 * 12/2016 Liu E04H 4/0025
 2016/0367081 A1 * 12/2016 Kuipers A47K 3/001
 2017/0067268 A1 * 3/2017 Tong E04H 4/0025
 2017/0113156 A1 * 4/2017 White E04H 4/0025
 2019/0059657 A1 * 2/2019 Clewell A47K 3/001
 2021/0095487 A1 * 4/2021 Tao E04H 4/0025

FOREIGN PATENT DOCUMENTS

CN 306604977 * 6/2021
 CN 306848449 * 9/2021
 CN 306857223 * 9/2021

* cited by examiner

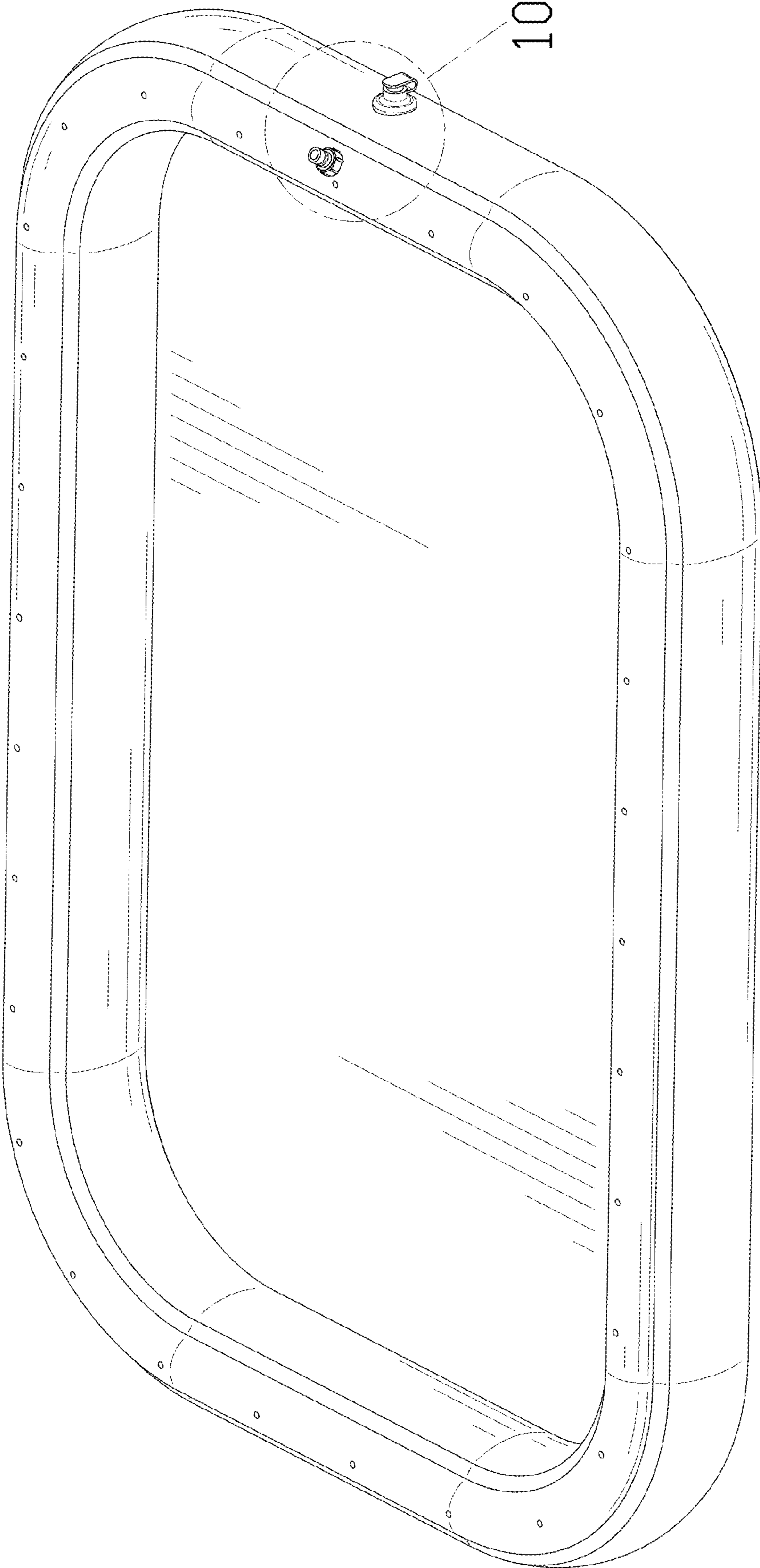


FIG. 1




FIG. 2

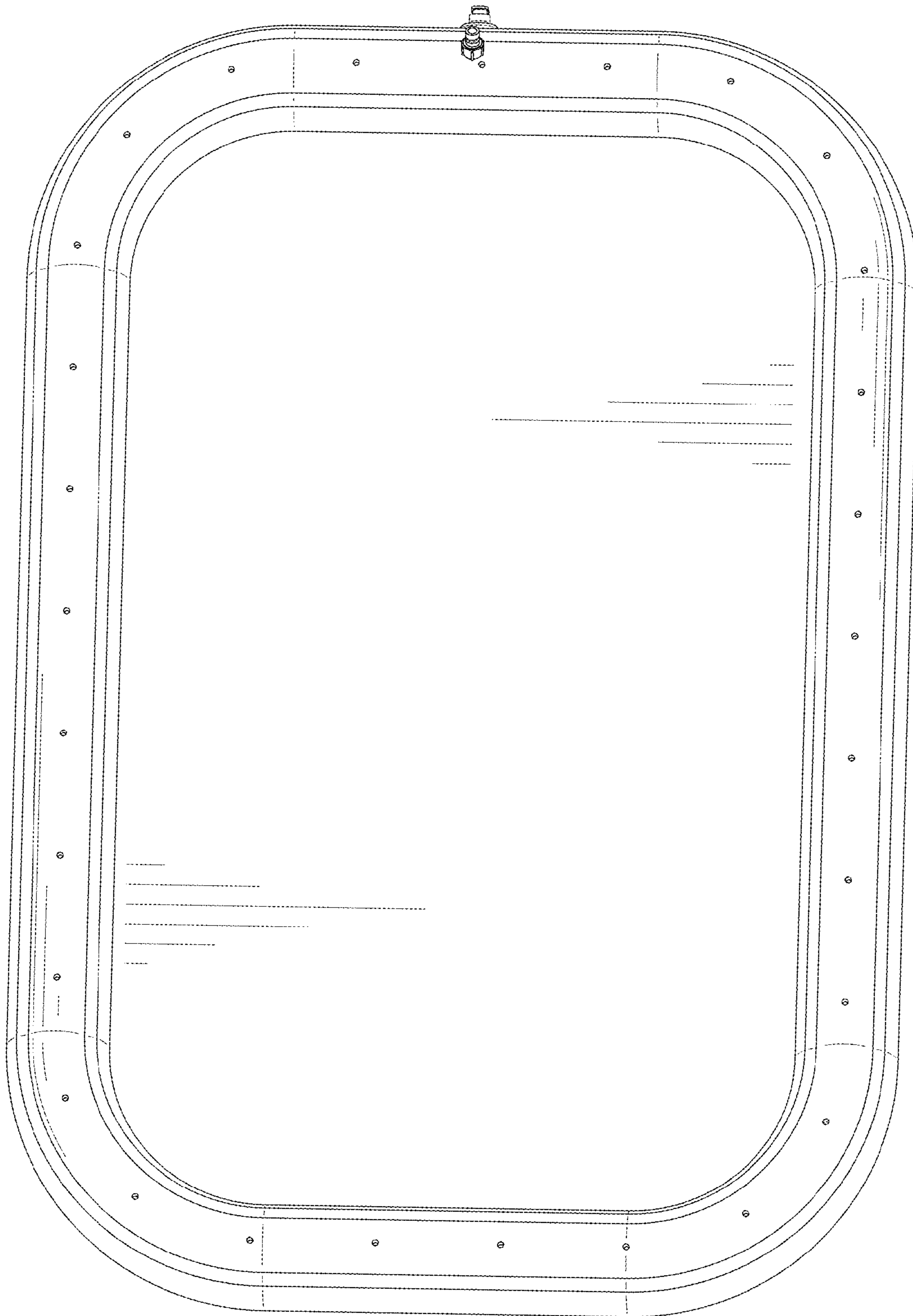


FIG. 3

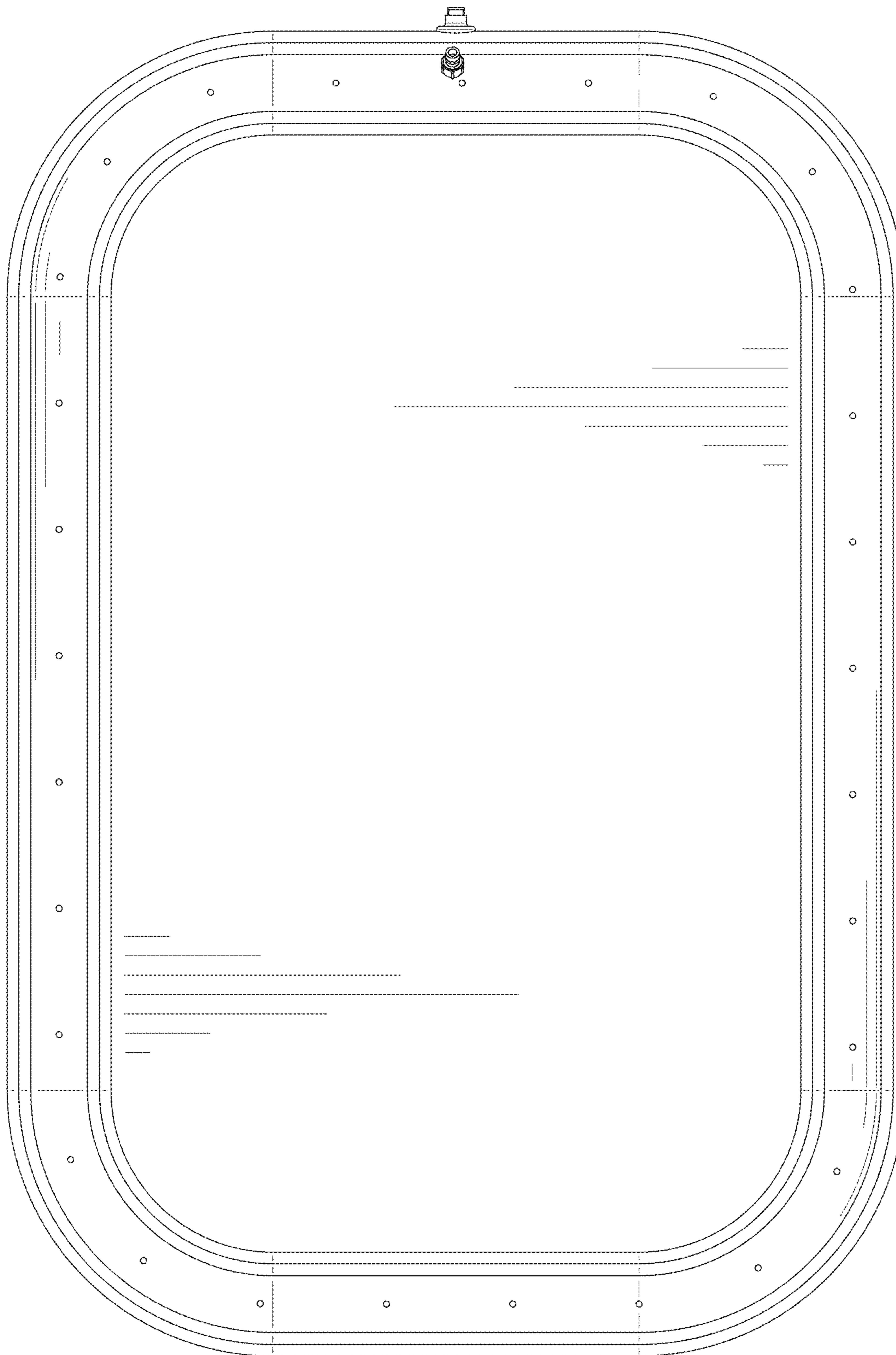


FIG. 4




FIG. 5

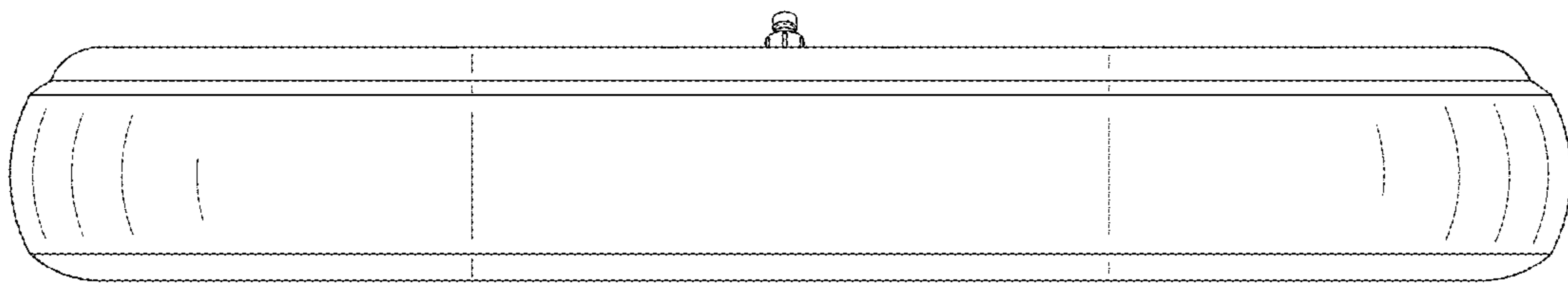


FIG. 6

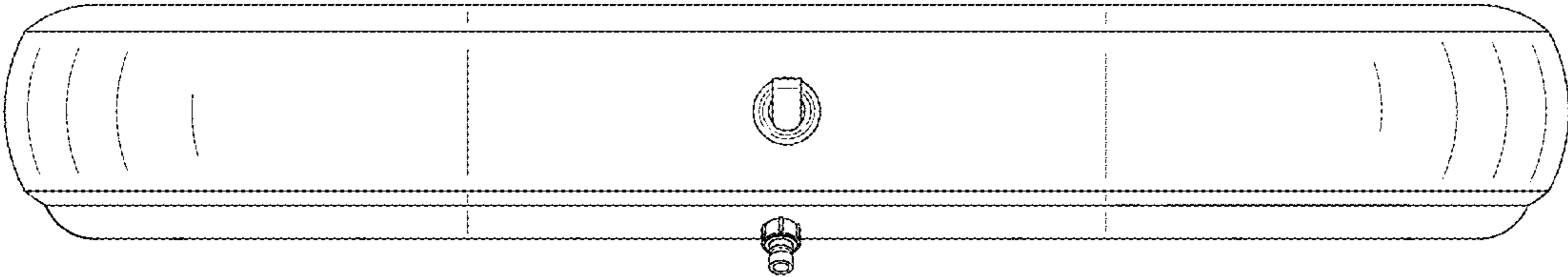


FIG. 7




FIG. 8




FIG. 9

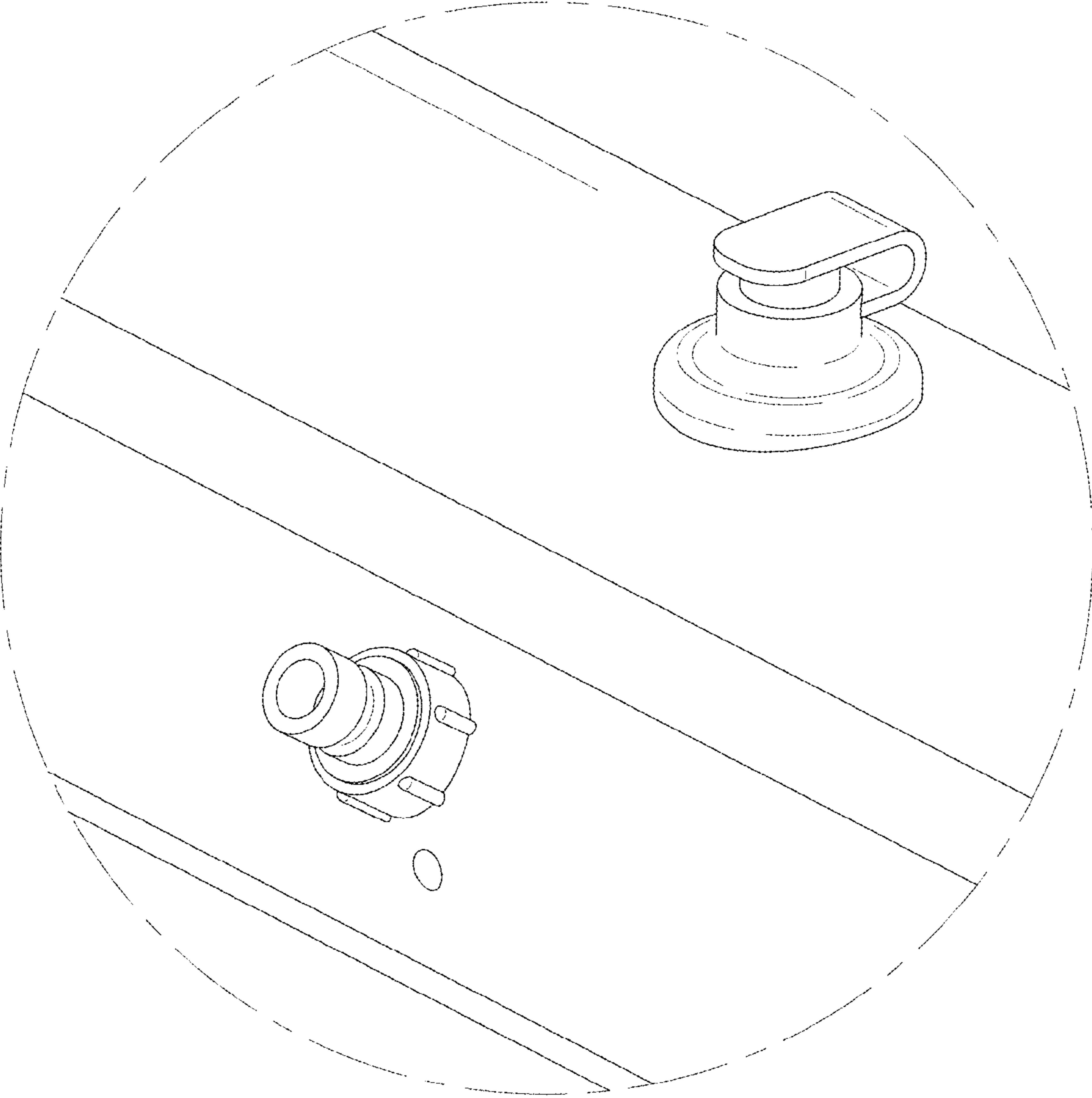


FIG. 10




FIG. 11




FIG. 12

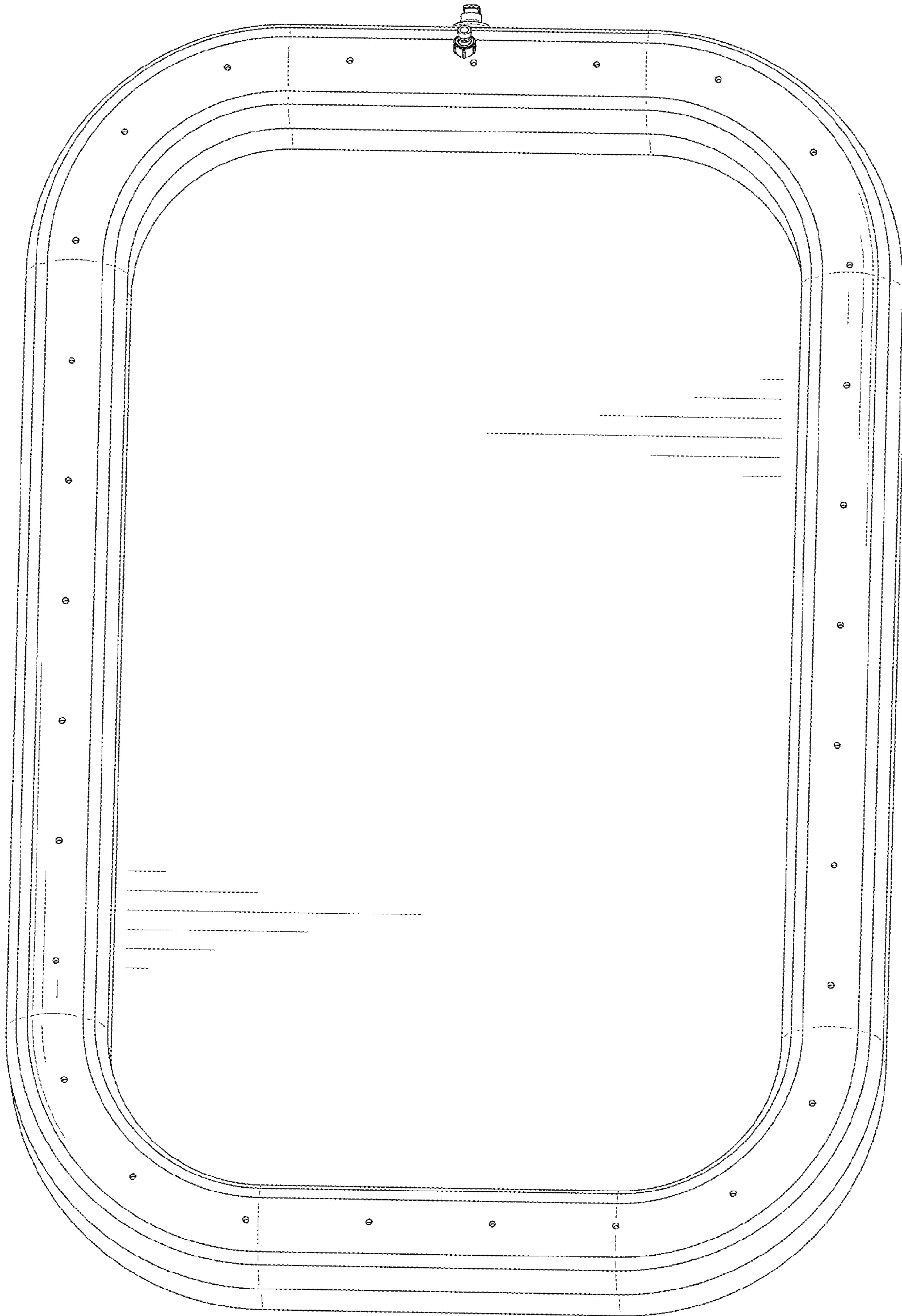


FIG. 13




FIG. 14




FIG. 15




FIG. 16

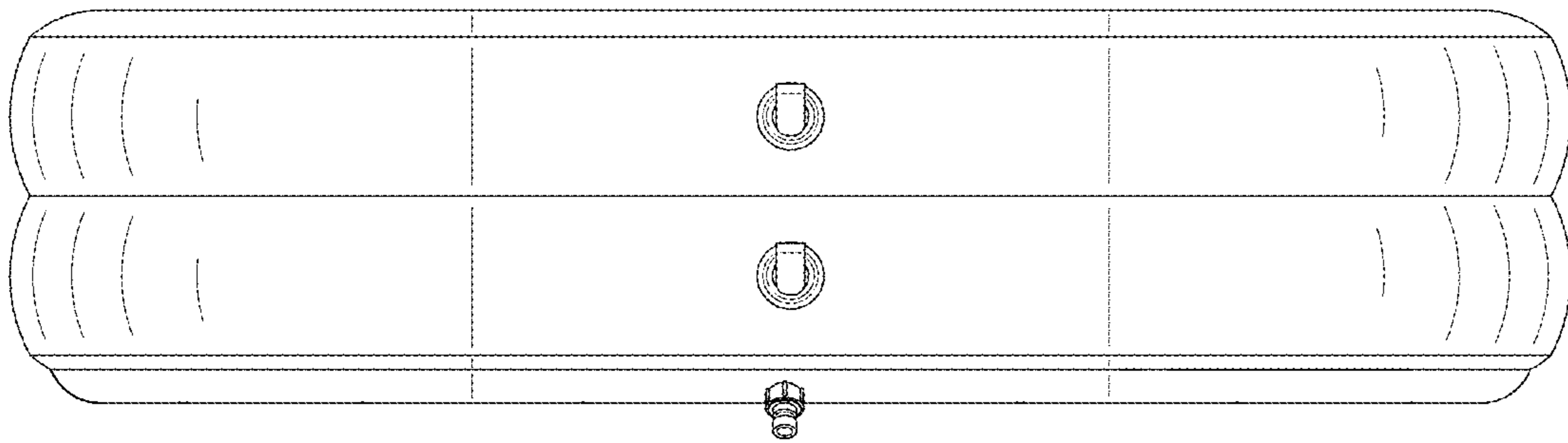


FIG. 17




FIG. 18

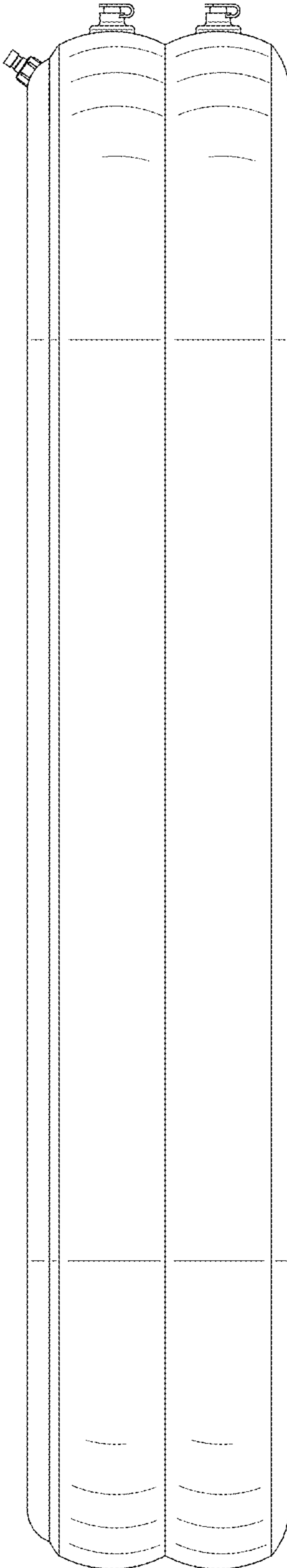


FIG. 19

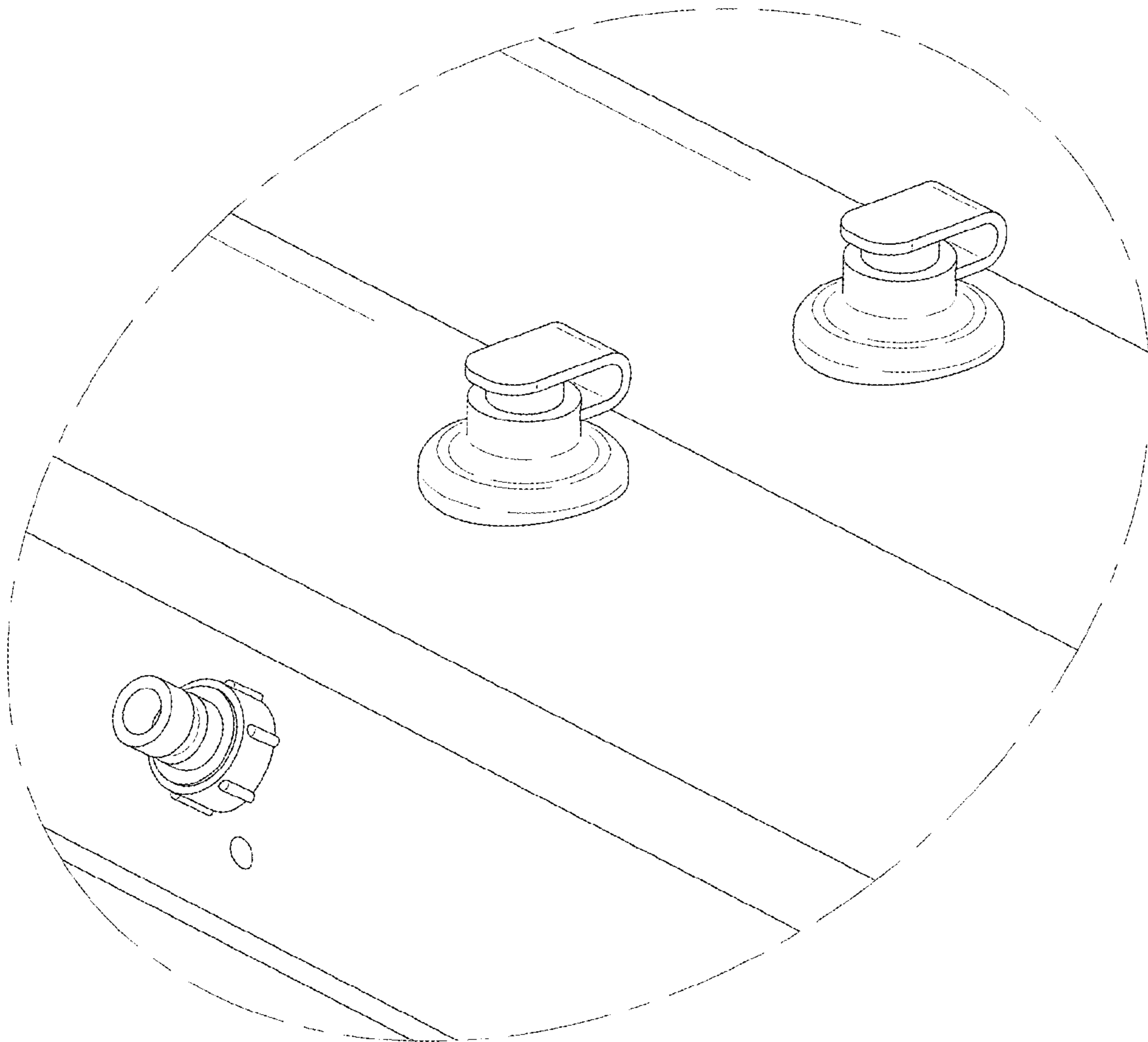


FIG. 20




FIG. 21




FIG. 22

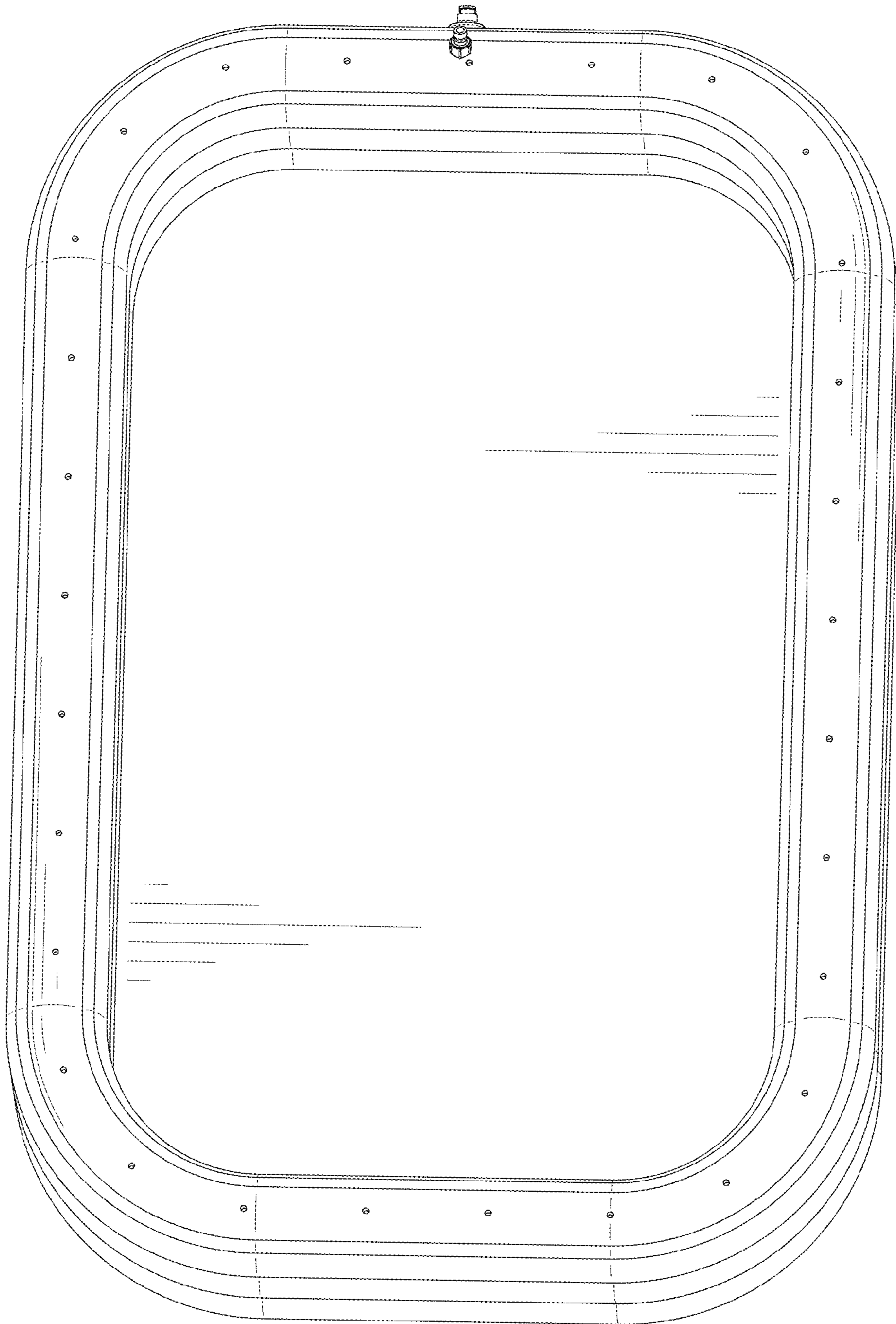


FIG. 23

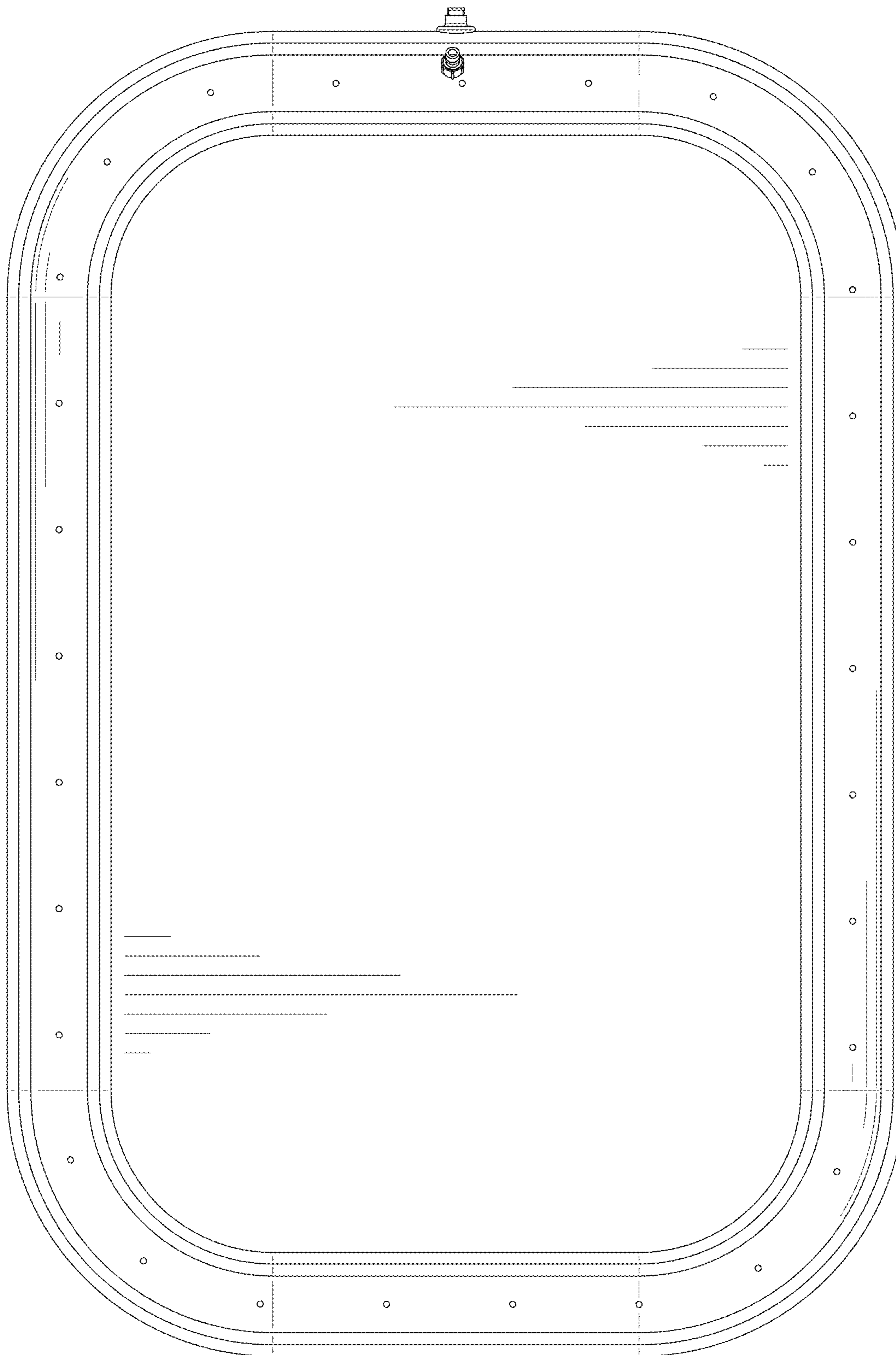


FIG. 24




FIG. 25




FIG. 26

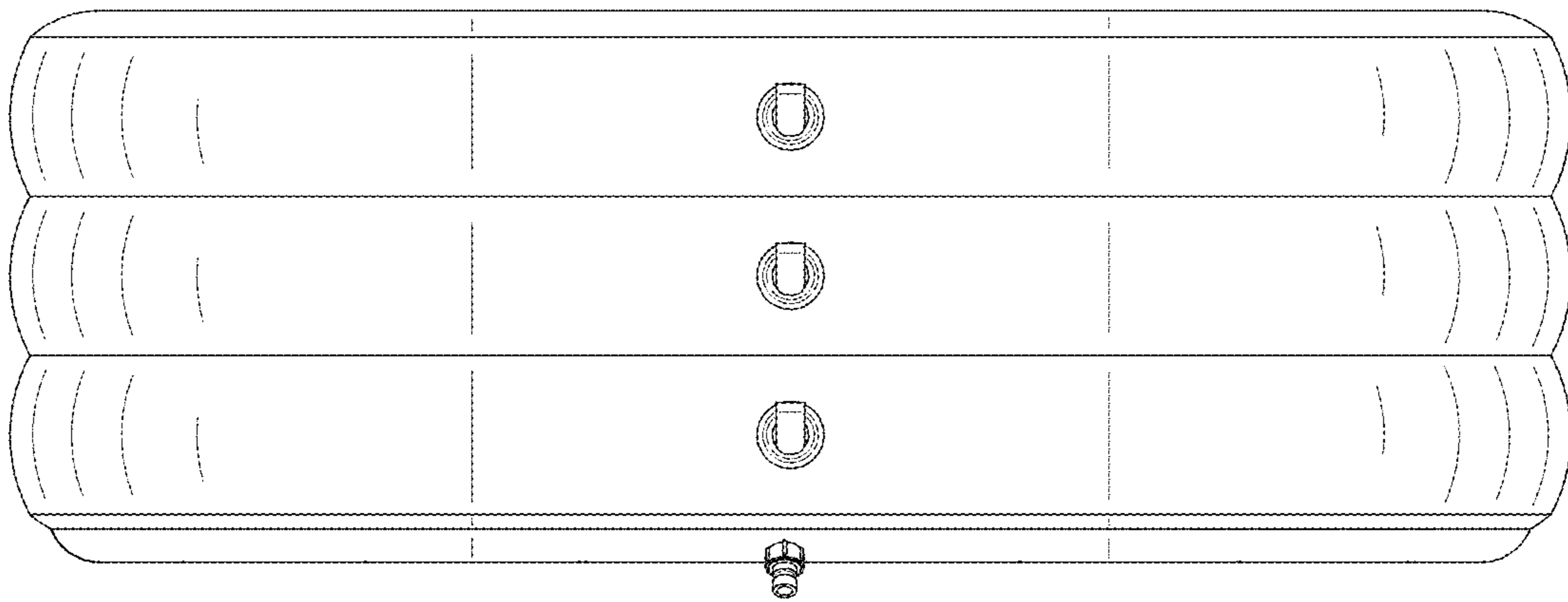


FIG. 27




FIG. 28

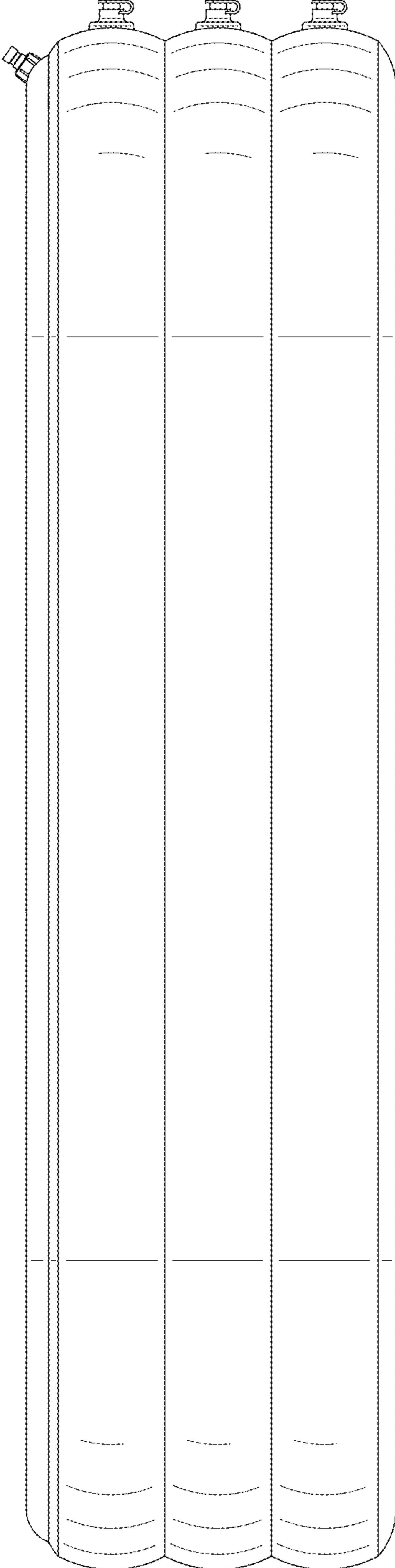


FIG. 29

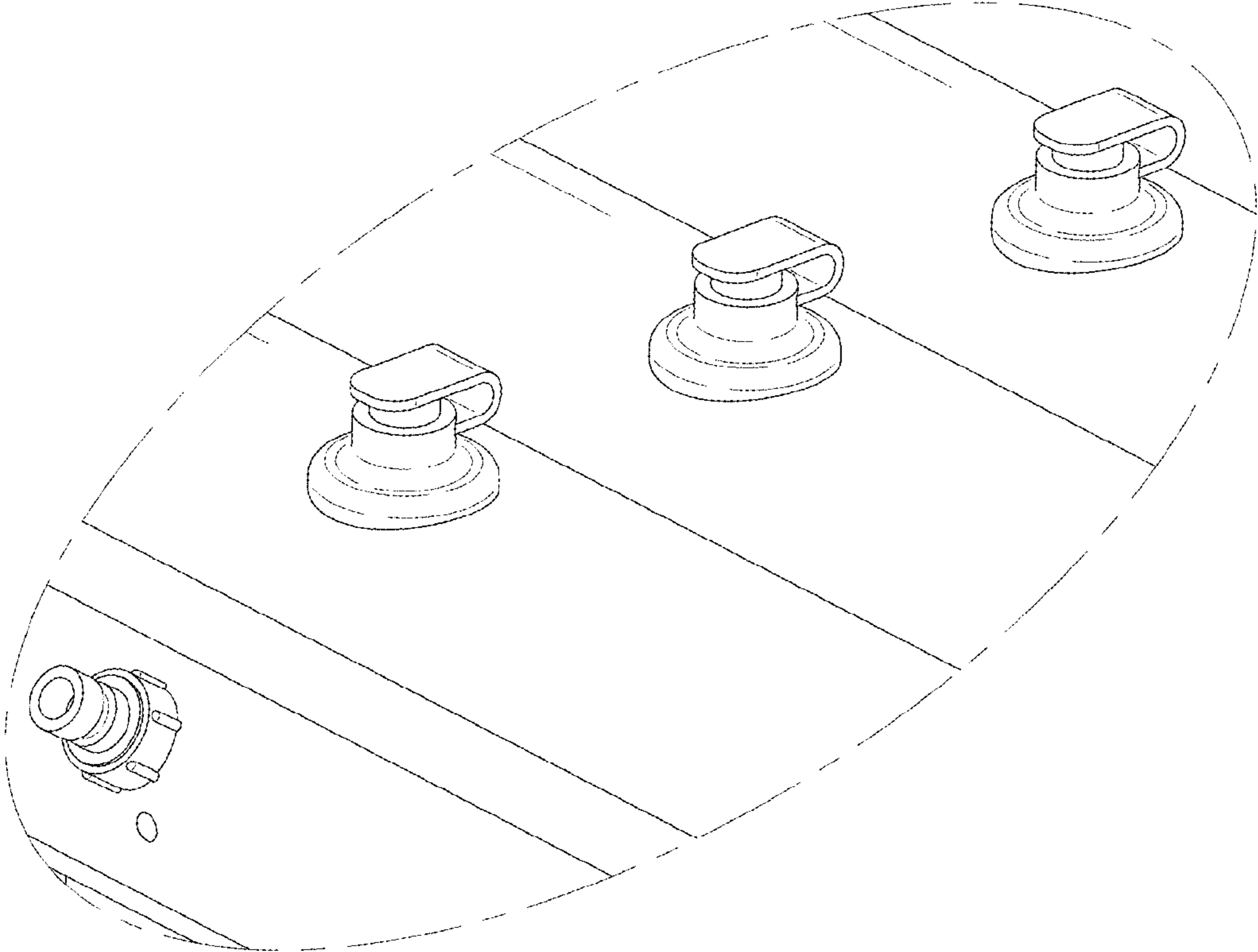


FIG. 30