



US00D951317S

(12) **United States Design Patent** (10) **Patent No.:** **US D951,317 S**  
**Li** (45) **Date of Patent:** **\*\* May 10, 2022**

(54) **SOLDERING IRON**  
(71) Applicant: **Junqiang Li**, Shenzhen (CN)  
(72) Inventor: **Junqiang Li**, Shenzhen (CN)  
(\*\*) Term: **15 Years**  
(21) Appl. No.: **29/794,513**

7,679,032 B2 \* 3/2010 Masaki ..... B23K 3/0353  
228/55  
D626,807 S 11/2010 Louet-Feisser  
D626,808 S 11/2010 Louet-Feisser  
D626,809 S 11/2010 Louet-Feisser  
D660,669 S \* 5/2012 Teraoka ..... D8/30  
9,314,863 B2 \* 4/2016 Teraoka ..... B23K 3/033  
D847,233 S \* 4/2019 Gou ..... D15/144  
(Continued)

(22) Filed: **Jun. 14, 2021**  
(51) **LOC (13) Cl.** ..... **15-09**  
(52) **U.S. Cl.**  
USPC ..... **D15/144.2**; D8/30  
(58) **Field of Classification Search**  
USPC ..... D8/29.1, 29.2, 30; D15/144, 144.1,  
D15/144.2; D24/144  
CPC ..... B23K 3/021; B23K 3/022; B23K 3/023;  
B23K 3/033; B23K 3/3023; B23K 3/0346  
See application file for complete search history.

FOREIGN PATENT DOCUMENTS

GB 2323431 A \* 9/1998 ..... B23K 3/022

OTHER PUBLICATIONS

[https://www.amazon.com/Soldering-soldering-solder-adjustabletemperature/dp/B09DY7CCW5/ref=asc\\_df\\_B09DY7CCW5/?tag=hyprod20&linkCode=df0&hvadid=532907556229&hvpos=&hvnetw=g&hvrnd=8026129060389426427&hvpone=&hvpone=&hvptwo=&hvpone=&hvdev=c&hvdvcmdl=&hvlocint=&hvlocphy=9008128&hvtargid=pla-1466984302012&psc=1](https://www.amazon.com/Soldering-soldering-solder-adjustabletemperature/dp/B09DY7CCW5/ref=asc_df_B09DY7CCW5/?tag=hyprod20&linkCode=df0&hvadid=532907556229&hvpos=&hvnetw=g&hvrnd=8026129060389426427&hvpone=&hvpone=&hvptwo=&hvpone=&hvdev=c&hvdvcmdl=&hvlocint=&hvlocphy=9008128&hvtargid=pla-1466984302012&psc=1) (Year: 2021).\*

(56) **References Cited**  
U.S. PATENT DOCUMENTS

3,048,687 A \* 8/1962 Knowles ..... B23K 3/0338  
219/230  
D194,318 S \* 1/1963 Knowles ..... D8/30  
3,770,183 A \* 11/1973 Vanyi ..... B23K 3/033  
219/229  
D285,283 S \* 8/1986 Cheng ..... D8/30  
4,873,608 A \* 10/1989 Yoshimura ..... B23K 3/0338  
361/220  
5,803,061 A \* 9/1998 Kao ..... B23K 3/022  
126/413  
5,921,231 A \* 7/1999 Butler ..... B23K 3/022  
431/328  
5,928,536 A \* 7/1999 Lee ..... B23K 3/033  
219/229  
6,874,671 B2 \* 4/2005 Hirano ..... B23K 3/022  
228/53  
D516,884 S 3/2006 Axinte  
D530,168 S 10/2006 Doi  
D533,416 S 12/2006 Axinte  
D553,925 S 10/2007 Axinte  
D559,055 S 1/2008 Axinte  
D564,319 S 3/2008 Tsai

*Primary Examiner* — Patricia A Palasik  
(74) *Attorney, Agent, or Firm* — Rumit Ranjit Kanakia

(57) **CLAIM**

The ornamental design for a soldering iron, as shown and described.

**DESCRIPTION**

FIG. 1 is a front elevational view of a soldering iron showing my new design;  
FIG. 2 is a rear elevational view thereof; and  
FIG. 3 is a left side view thereof;  
FIG. 4 is a right side view thereof;  
FIG. 5 is a top plan view thereof;  
FIG. 6 is a bottom plan view thereof; and,  
FIG. 7 is a perspective view of a soldering iron showing my new design.  
The broken lines in the figures are for the purposes of illustrating portions of the soldering iron, which form no part of the claimed design.

**1 Claim, 7 Drawing Sheets**



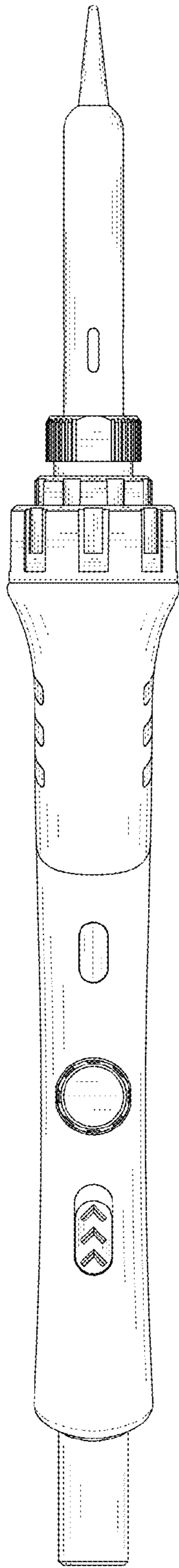
(56)

**References Cited**

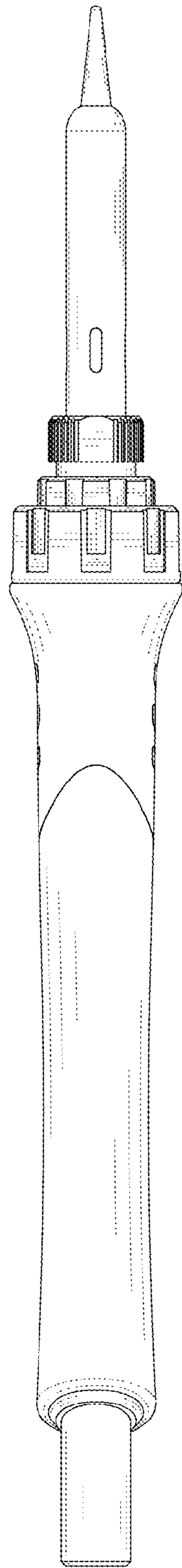
U.S. PATENT DOCUMENTS

D847,234 S \* 4/2019 Gou ..... D15/144  
D847,235 S \* 4/2019 Gou ..... D15/144  
D862,547 S \* 10/2019 Xie ..... D8/30  
D865,014 S \* 10/2019 Xu ..... D8/30  
D879,169 S \* 3/2020 Xu ..... D8/30  
D887,801 S \* 6/2020 Li ..... D8/30  
D891,209 S 7/2020 Gou  
D892,579 S \* 8/2020 Cheng ..... D8/30  
D897,173 S \* 9/2020 Ding ..... D8/30  
D905,521 S \* 12/2020 Ding ..... D8/30  
D935,500 S \* 11/2021 Li ..... D8/30  
D937,645 S \* 12/2021 Gou ..... D8/30  
2004/0232132 A1 \* 11/2004 Masaki ..... B23K 3/0353  
219/229  
2006/0108345 A1 \* 5/2006 Shigekawa ..... B23K 3/0369  
219/229  
2006/0157467 A1 \* 7/2006 Shigekawa ..... B23K 3/0361  
219/229  
2017/0368627 A1 \* 12/2017 Shigekawa ..... B23K 3/033

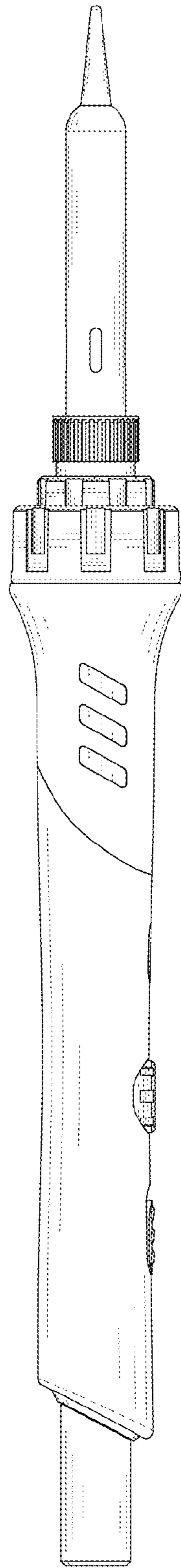
\* cited by examiner



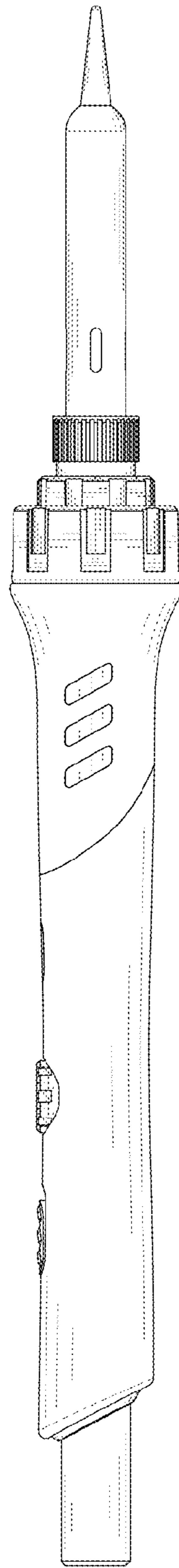
**FIG. 1**



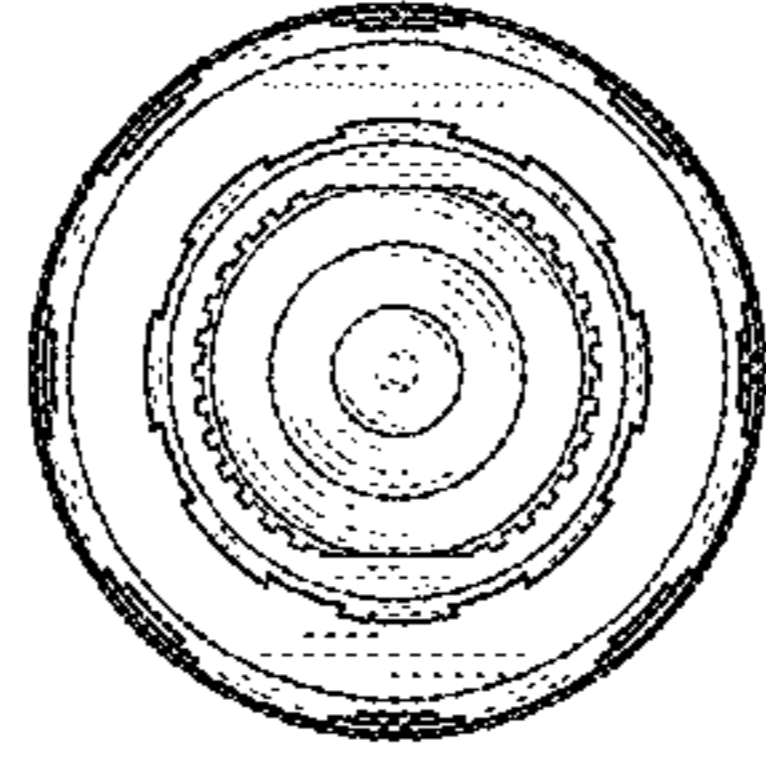
**FIG. 2**



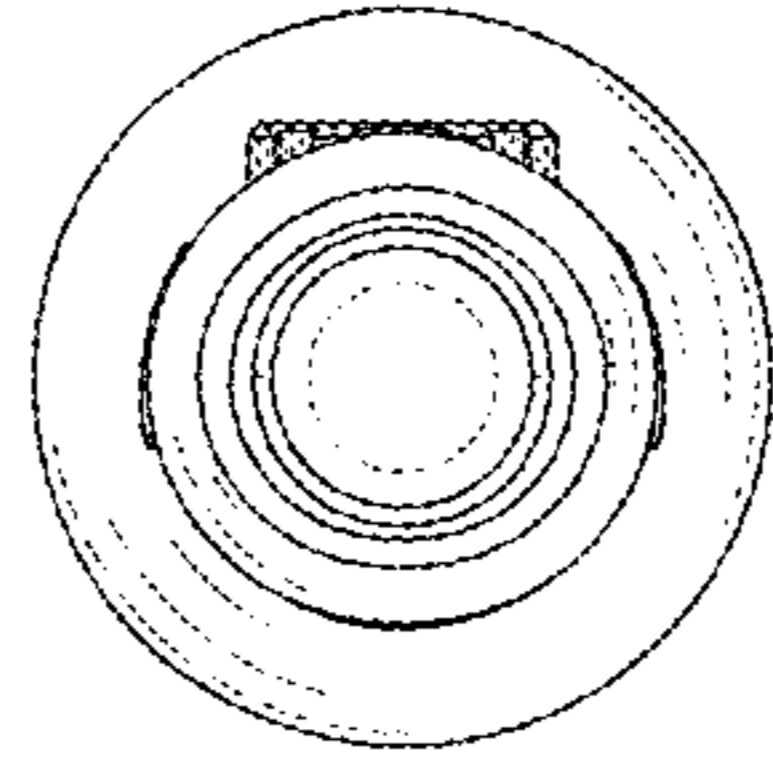
**FIG. 3**



**FIG. 4**

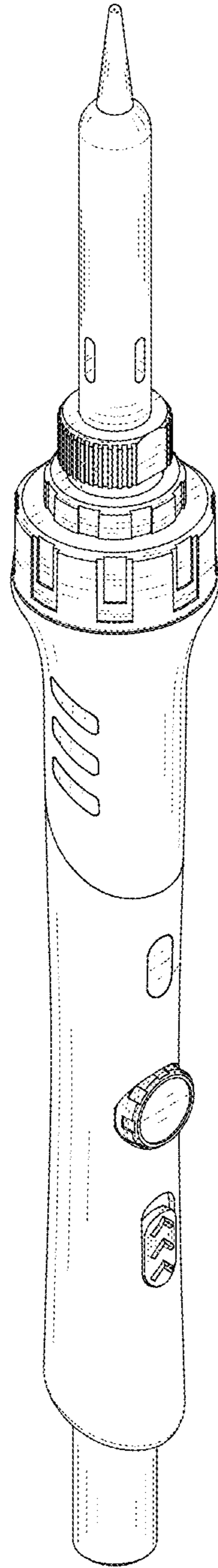


***FIG. 5***



***FIG. 6***





**FIG. 7**