



US00D951304S

(12) **United States Design Patent**
Miyamukai

(10) **Patent No.:** **US D951,304 S**

(45) **Date of Patent:** **** May 10, 2022**

(54) **REED DENT**

(71) Applicant: **Takayama Reed Co., Ltd.**, Kanazawa (JP)

(72) Inventor: **Chitoshi Miyamukai**, Nakanoto-machi (JP)

(73) Assignee: **Takayama Reed Co., Ltd.**

(**) Term: **15 Years**

(21) Appl. No.: **29/692,054**

(22) Filed: **May 22, 2019**

(30) **Foreign Application Priority Data**

Feb. 14, 2019 (JP) 2019-002989

(51) **LOC (13) Cl.** **15-06**

(52) **U.S. Cl.**
USPC **D15/78**

(58) **Field of Classification Search**
USPC D15/66, 69, 72, 78; D19/108; D28/65, D28/66, 68
CPC . D04D 7/02; D04D 7/04; D04D 11/00; D04C 7/00; B65H 69/04; D03D 29/00; D03D 49/62; D03D 47/278; D03D 47/302; D04B 3/02; D04B 33/00; D04B 37/00; D04B 31/00; A44C 27/00; A44C 5/0069; G06F 9/453; H04W 4/38; D05B 3/00; D05B 3/02; D05B 3/24; D05B 3/243
See application file for complete search history.

(56) **References Cited**

U.S. PATENT DOCUMENTS

1,812,481 A * 6/1931 Haywood D03D 49/68 139/190
2,324,220 A * 7/1943 Lobl D03J 1/14 28/207.1
4,043,151 A * 8/1977 Schmidt D04B 35/02 66/194

4,199,971 A * 4/1980 Kielersreiter B21D 28/06 29/418
4,210,003 A * 7/1980 Sqrillo D04B 35/06 66/120
4,354,534 A * 10/1982 Sulser D03D 47/278 139/435.6
4,529,014 A * 7/1985 Rast D03D 47/278 139/435.6

(Continued)

OTHER PUBLICATIONS

Schoch, Reed Dents, (site visited Mar. 9, 2022), Schoch.it website, URL:<www.schoch.it/reed-dents/> (Year: 2022).*

(Continued)

Primary Examiner — Calvin E Vansant

Assistant Examiner — Mark T. Philipps

(74) *Attorney, Agent, or Firm* — Taylor English Duma LLP


(57) **CLAIM**

I claim the ornamental design for a reed dent, as shown and described.

DESCRIPTION

FIG. 1 is a perspective view of the claimed design in accordance with one aspect of the disclosure.
FIG. 2 is a front end elevation view of the claimed design of FIG. 1.
FIG. 3 is a back end elevation view of the claimed design of FIG. 1.
FIG. 4 is a left side elevation view of the claimed design of FIG. 1.
FIG. 5 is a right side elevation view of the claimed design of FIG. 1.
FIG. 6 is a top plan view of the claimed design of FIG. 1; and,
FIG. 7 is a bottom plan view of the claimed design of FIG. 1.

1 Claim, 4 Drawing Sheets



(56)

References Cited

U.S. PATENT DOCUMENTS

4,530,380 A * 7/1985 Seiler D03C 3/08
139/59
D285,127 S * 8/1986 Kesler D28/68
4,655,262 A * 4/1987 Scheffel D03D 49/62
139/435.6
D312,245 S * 11/1990 Uchida D15/72
5,511,587 A * 4/1996 Miya D03D 47/278
139/192
5,641,002 A * 6/1997 Jirasko D03D 49/62
139/435.5
5,855,122 A * 1/1999 Lonati D04B 15/02
66/95
6,035,669 A * 3/2000 Gutschmit D04B 35/18
66/157
6,073,662 A * 6/2000 Herbepin D03C 3/20
335/181
6,148,868 A * 11/2000 Kawamura D03D 49/62
139/192
D641,522 S * 7/2011 Nanda D28/65

OTHER PUBLICATIONS

Thai Takayama Reed Co., Excel Reeds (for Air Jet Looms), (site visited Mar. 9, 2022), Thai Takayama Reed Website, URL:<thaitakayamareed.co.th/excel_reed.html> (Year: 2022).
Takayama Reed Co., Ltd; Brochure for Tunnel Reeds, published 2015, 6 pgs.

* cited by examiner




FIG. 1

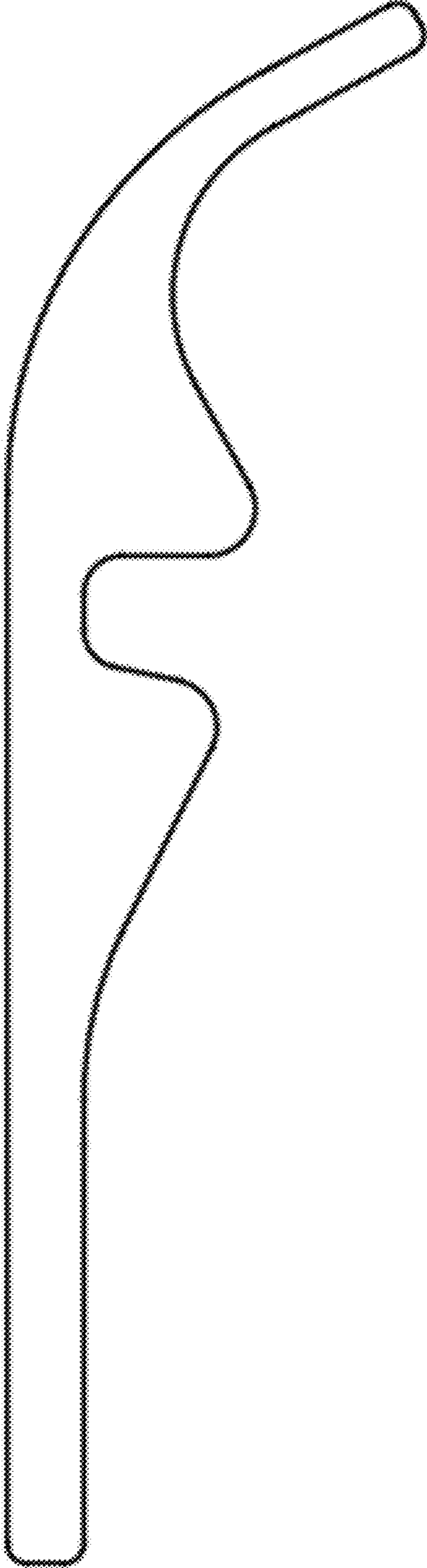


FIG. 2

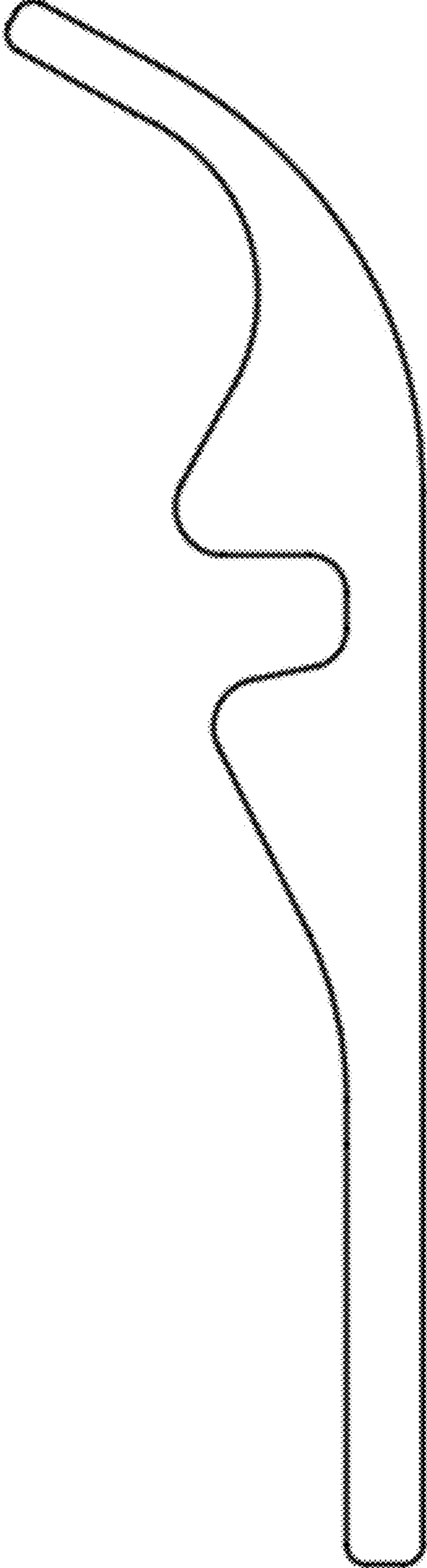


FIG. 3



FIG. 4



FIG. 5




FIG. 6



FIG. 7