



US00D951261S

(12) **United States Design Patent**
Zhou

(10) **Patent No.:** **US D951,261 S**
(45) **Date of Patent:** **** May 10, 2022**

(54) **HEAT SINK**

(71) Applicant: **Shenzhen Guanyi Industrial Design Co., Ltd.**, Guangdong (CN)

(72) Inventor: **Lihua Zhou**, Guangdong (CN)

(73) Assignee: **Shenzhen Guanyi Industrial Design Co., Ltd.**, Shenzhen (CN)

(**) Term: **15 Years**

(21) Appl. No.: **29/752,683**

(22) Filed: **Sep. 28, 2020**

(30) **Foreign Application Priority Data**

Jul. 23, 2020 (CN) 202030405510.3

(51) **LOC (13) Cl.** **14-02**

(52) **U.S. Cl.**
USPC **D14/447**

(58) **Field of Classification Search**

USPC D13/179, 182.184; D23/231; D14/230,
D14/447

CPC . H01Q 1/428; H01Q 1/02; H01Q 1/38; H01L
23/367; H01L 23/3672; H05K 7/20254;
F28F 3/022; F28F 3/04; F28F 21/065;
G02B 1/111; F28D 15/0275; G06F 1/203;
G06F 1/206

See application file for complete search history.

(56) **References Cited**

U.S. PATENT DOCUMENTS

D565,166 S * 3/2008 Calkins D23/370
D568,260 S * 5/2008 Chen D13/179

RE42,054 E * 1/2011 Park D14/447
D857,700 S * 8/2019 Zeng D14/447
D921,643 S * 6/2021 Jin D14/447
D926,497 S * 8/2021 Zhou D6/656.11
D931,862 S * 9/2021 Zhong D14/447
D931,864 S * 9/2021 Zhang D14/447

OTHER PUBLICATIONS

Amazon, "Pick Cute Laptop Stand . . .", First on sale Jun. 4, 2021.
(<https://www.amazon.com/Pick-Cute-Ergonomic-Adjustable-Computer/dp/B093BQ11BC/?th=1>) (Year: 2021).*

* cited by examiner

Primary Examiner — April Rivas

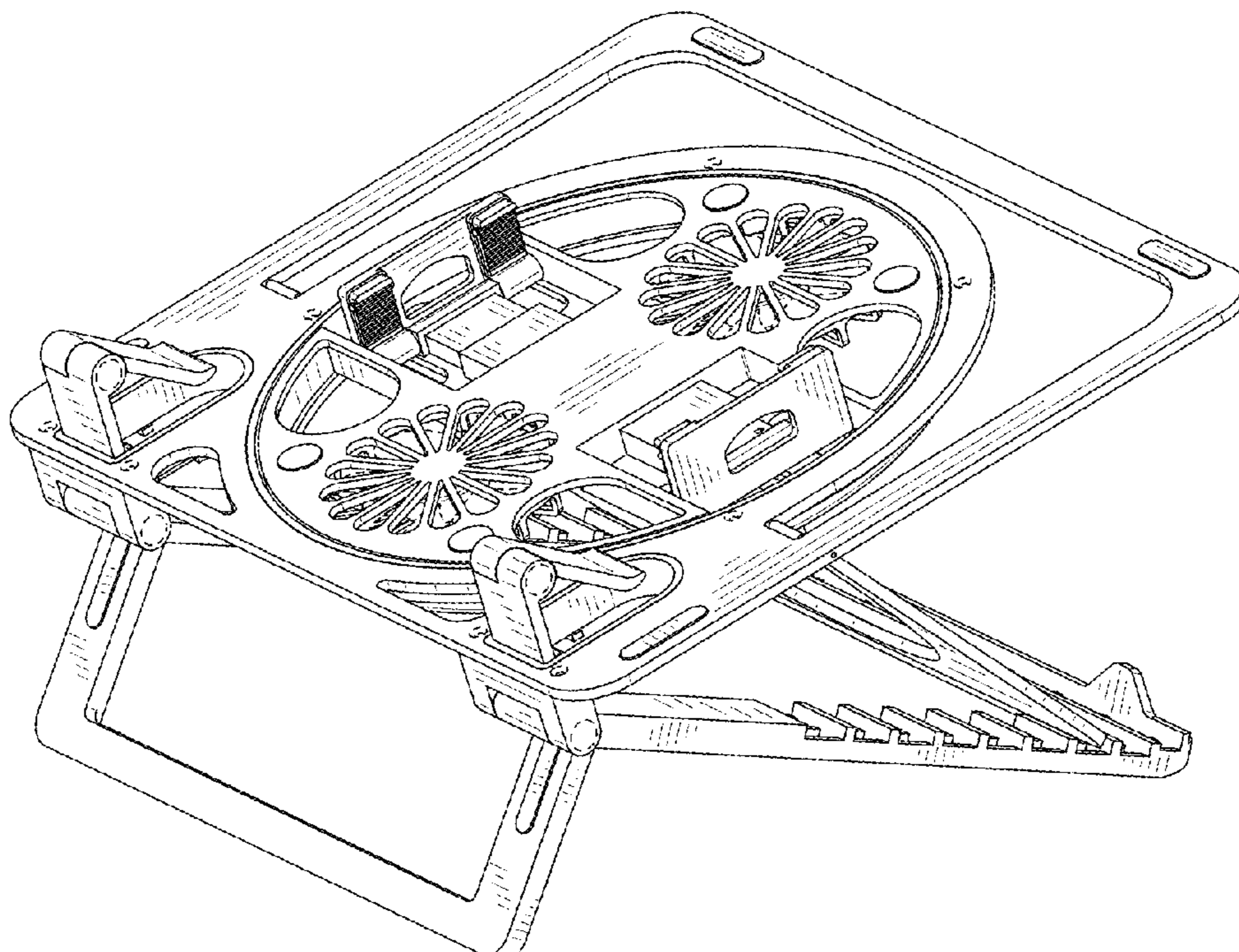
(57) **CLAIM**

The ornamental design for a heat sink, as shown and described.

DESCRIPTION

FIG. 1 is a front elevational view of a heat sink showing my new design;
FIG. 2 is a rear elevational view thereof;
FIG. 3 is a left side view thereof;
FIG. 4 is a right side view thereof;
FIG. 5 is a top plan view thereof;
FIG. 6 is a bottom plan view thereof;
FIG. 7 is a bottom, rear and left side perspective view thereof; and,
FIG. 8 is a bottom, front and right side perspective view showing the heat sink in an unfolded state.
The broken lines in the drawings illustrate portions of the heat sink which form no part of the claimed design.

1 Claim, 8 Drawing Sheets






FIG. 1

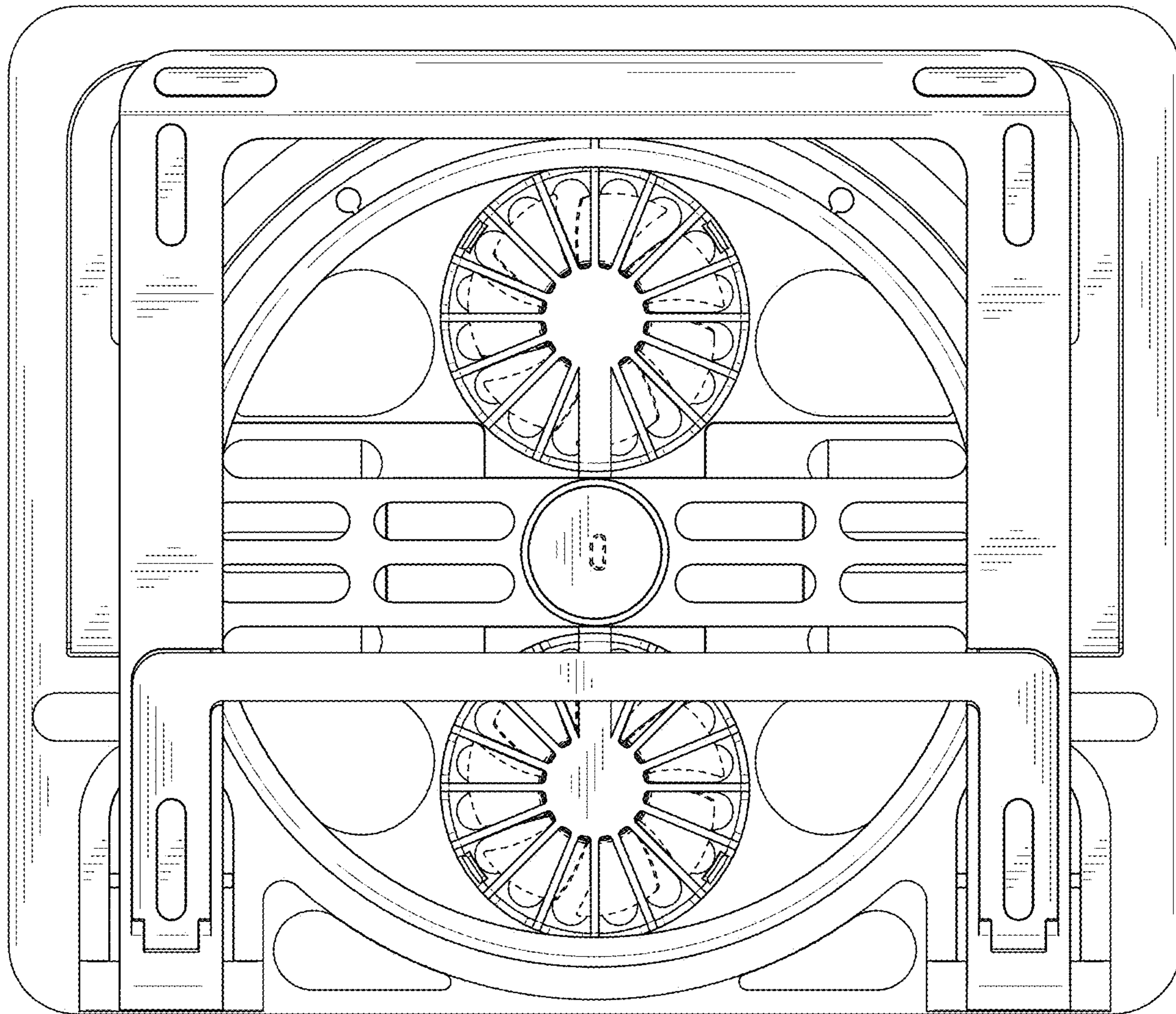


FIG. 2

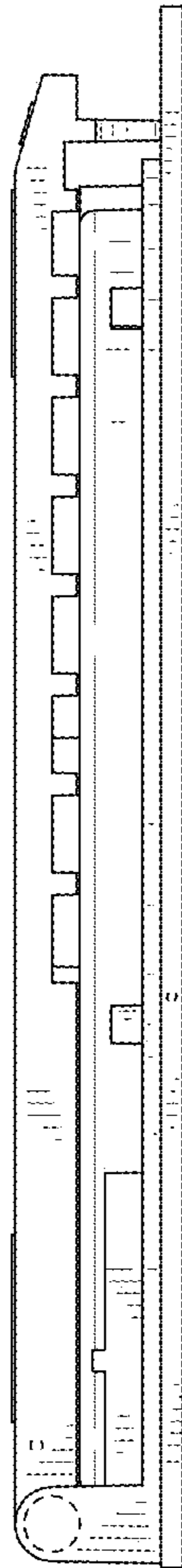


FIG. 3

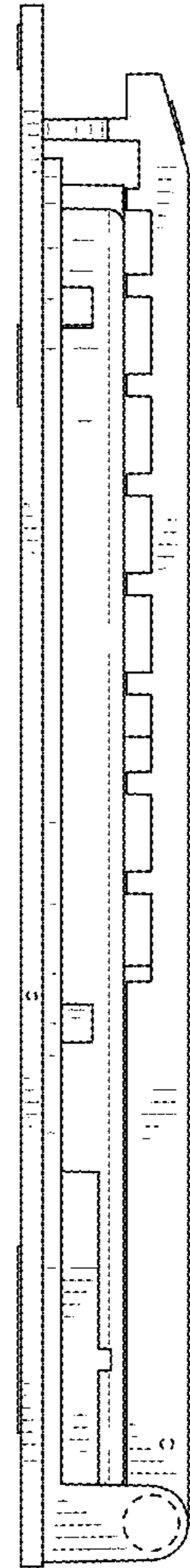


FIG. 4

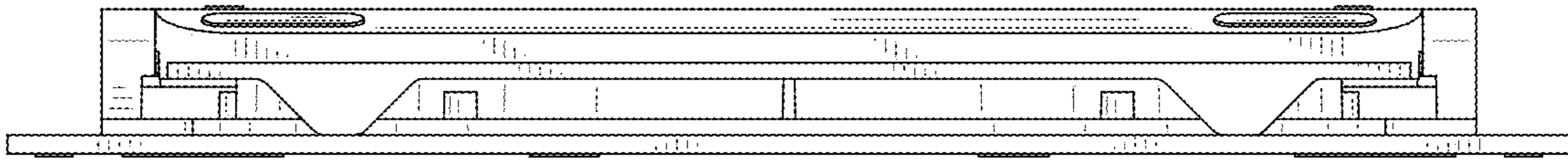


FIG. 5

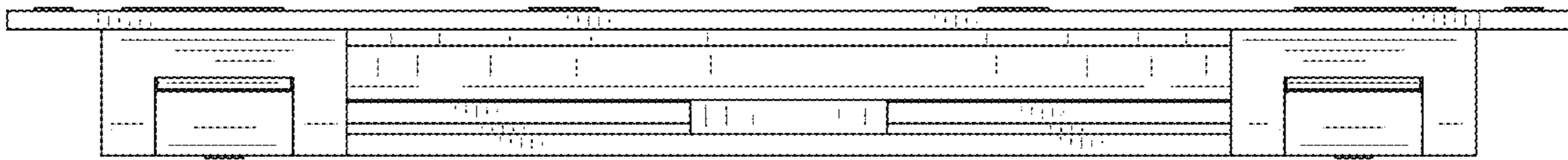


FIG. 6




FIG. 7

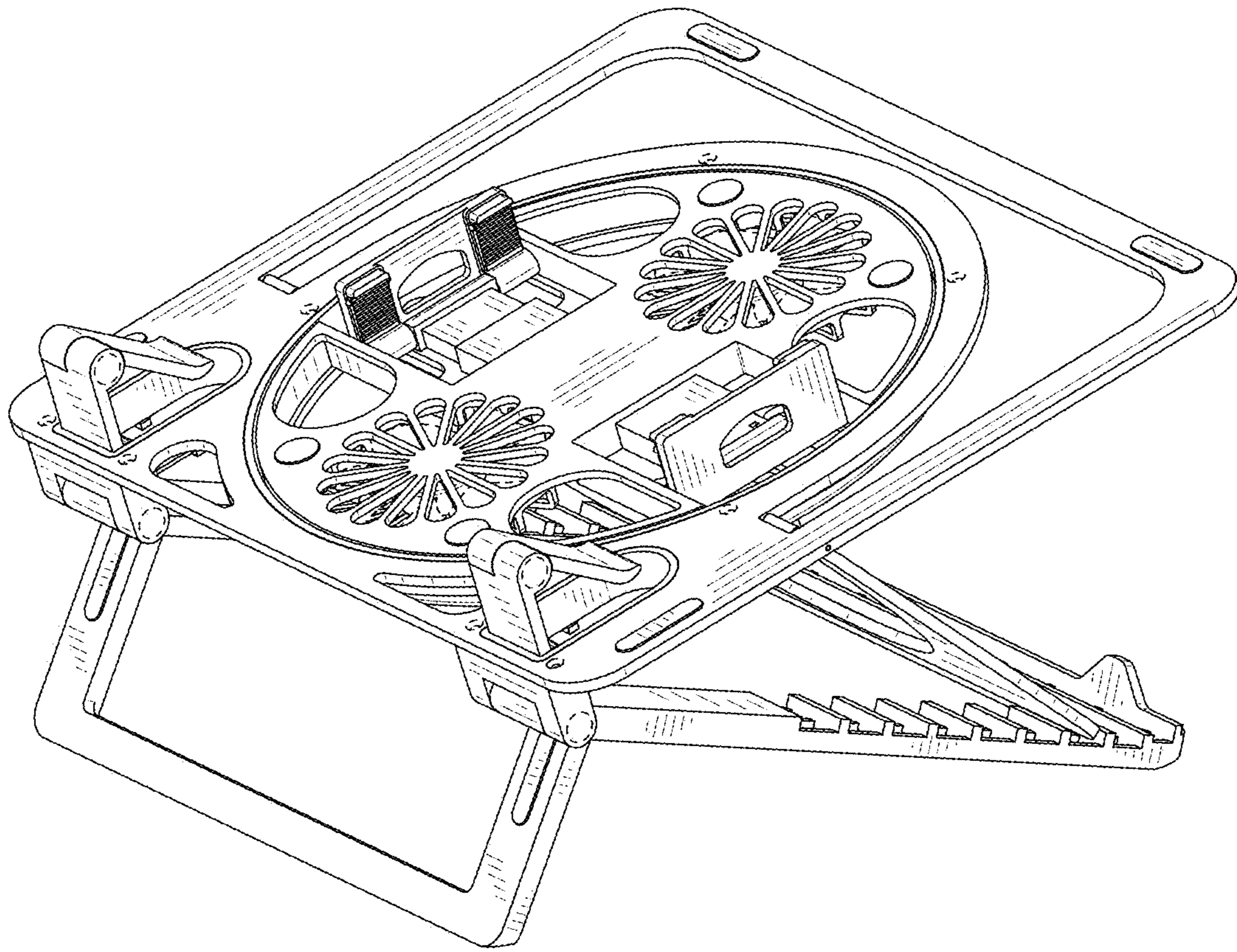


FIG. 8