



US00D951241S

(12) **United States Design Patent**
Bevington et al.

(10) **Patent No.:** **US D951,241 S**

(45) **Date of Patent:** **** May 10, 2022**

(54) **CASE**

(71) Applicant: **Urban Armor Gear, LLC**, Laguna Niguel, CA (US)

(72) Inventors: **Casey Bevington**, Huntington Beach, CA (US); **Kaila Vandermey**, Long Beach, CA (US); **Eric Yoshinari**, Laguna Niguel, CA (US)

(73) Assignee: **URBAN ARMOR GEAR, LLC**, Laguna Niguel, CA (US)

(**) Term: **15 Years**

(21) Appl. No.: **29/743,602**

(22) Filed: **Jul. 22, 2020**

(51) **LOC (13) Cl.** **14-03**

(52) **U.S. Cl.**
USPC **D14/250**

(58) **Field of Classification Search**
USPC D14/203.3–203.7, 439, 251–253, 447, D14/217, 240, 238.1, 250, 440, 248; D13/107–108, 103, 119; D3/201, 218, D3/247, 249, 269, 273, 301, 303
CPC . H04B 1/3888; A45C 13/02; A45C 2011/002; A45C 1/06; A45C 11/00; A45F 2005/026; A45F 2200/0525; A45F 2200/0516; H04M 1/0283; H04M 1/0202
See application file for complete search history.

(56) **References Cited**

U.S. PATENT DOCUMENTS

- D260,568 S * 9/1981 Cherry D3/314
- D526,322 S * 8/2006 Chen D14/444
- D537,071 S * 2/2007 Chen D14/215
- D631,463 S * 1/2011 Kim D14/138 AB
- D671,107 S * 11/2012 Rothbaum D14/250
- D682,260 S * 5/2013 Tages D14/250
- D684,150 S * 6/2013 Goradesky D14/250

- D692,826 S * 11/2013 Aida D13/108
- D697,503 S * 1/2014 Melanson D14/250
- D706,754 S * 6/2014 Goradesky D14/250
- D712,388 S * 9/2014 Jia D14/250

(Continued)

Primary Examiner — Carla J Wright

(74) *Attorney, Agent, or Firm* — K&L Gates LLP; Brian J. Novak; Giorgios Kefallinos

(57) **CLAIM**

The ornamental design for a case, as shown and described.

DESCRIPTION

FIG. 1 is a back, first side, and bottom perspective view of a case showing a first embodiment of our new design.

FIG. 2 is a front, second side, and top perspective view of the case of FIG. 1.

FIG. 3 is a front view of the case of FIG. 1.

FIG. 4 is a back view of the case of FIG. 1.

FIG. 5 is a first side view of the case of FIG. 1.

FIG. 6 is a second side view of the case of FIG. 1.

FIG. 7 is a top view of the case of FIG. 1.

FIG. 8 is a bottom view of the case of FIG. 1.

FIG. 9 is a back, first side, and bottom perspective view of a case showing a second embodiment of our new design.

FIG. 10 is a front, second side, and top perspective view of the case of FIG. 9.

FIG. 11 is a front view of the case of FIG. 9.

FIG. 12 is a back view of the case of FIG. 9.

FIG. 13 is a first side view of the case of FIG. 9.

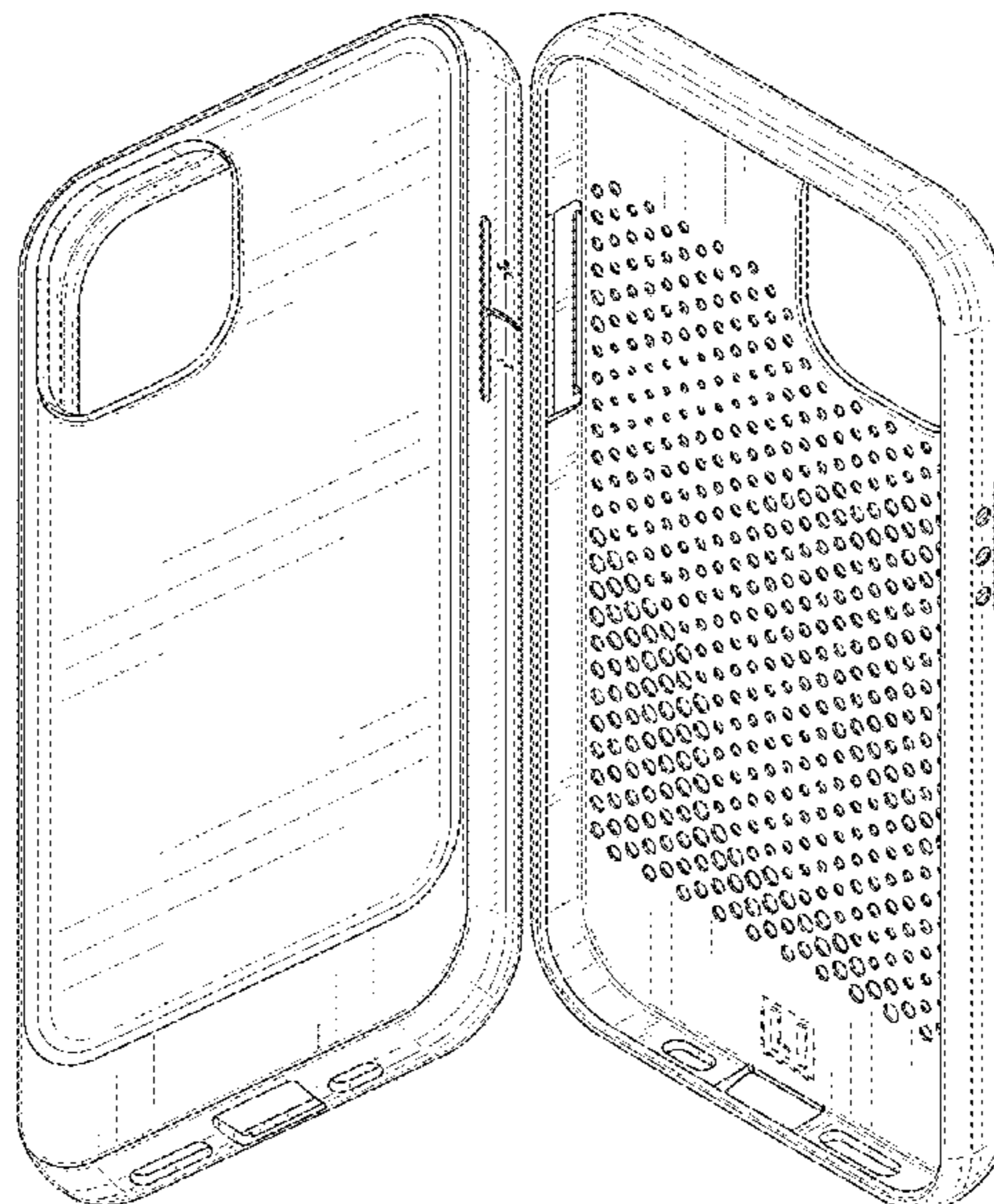
FIG. 14 is a second side view of the case of FIG. 9.

FIG. 15 is a top view of the case of FIG. 9; and,

FIG. 16 is a bottom view of the case of FIG. 9.

The broken lines in the drawing figures form no part of the claimed design and illustrate portions of the case that form no part of the embodiment of the claimed design in which they are shown. The case illustrated in FIGS. 9-16 is transparent.

1 Claim, 16 Drawing Sheets



(56)

References Cited

U.S. PATENT DOCUMENTS

D719,945	S *	12/2014	Chiang	D14/250
D739,394	S *	9/2015	Rayner	D14/250
9,293,808	B1 *	3/2016	Roberts	H01Q 1/422
D753,641	S *	4/2016	Roberts	D14/250
D756,343	S *	5/2016	Wall	D14/250
D756,345	S *	5/2016	Roberts	D14/250
D781,831	S *	3/2017	Huang	D14/250
D782,459	S *	3/2017	Shannon, III	D14/250
D785,613	S *	5/2017	Lin	D14/250
D803,823	S *	11/2017	Feng	D14/250
D808,373	S *	1/2018	Brown	D14/250
D821,380	S *	6/2018	Cramer	D14/250
D823,294	S *	7/2018	Kim	D14/250
D875,089	S *	2/2020	Hemesath	D14/250
D876,380	S *	2/2020	Duman	D14/137
D877,132	S *	3/2020	Yang	D14/250
2013/0292269	A1 *	11/2013	Tages	H04B 1/3888 206/37
2014/0221056	A1 *	8/2014	Gandhi	H04B 1/3888 455/575.8
2016/0198026	A1 *	7/2016	Del Toro	H04B 1/3888 455/575.8
2019/0298023	A1 *	10/2019	Okada	H04B 1/3888

* cited by examiner

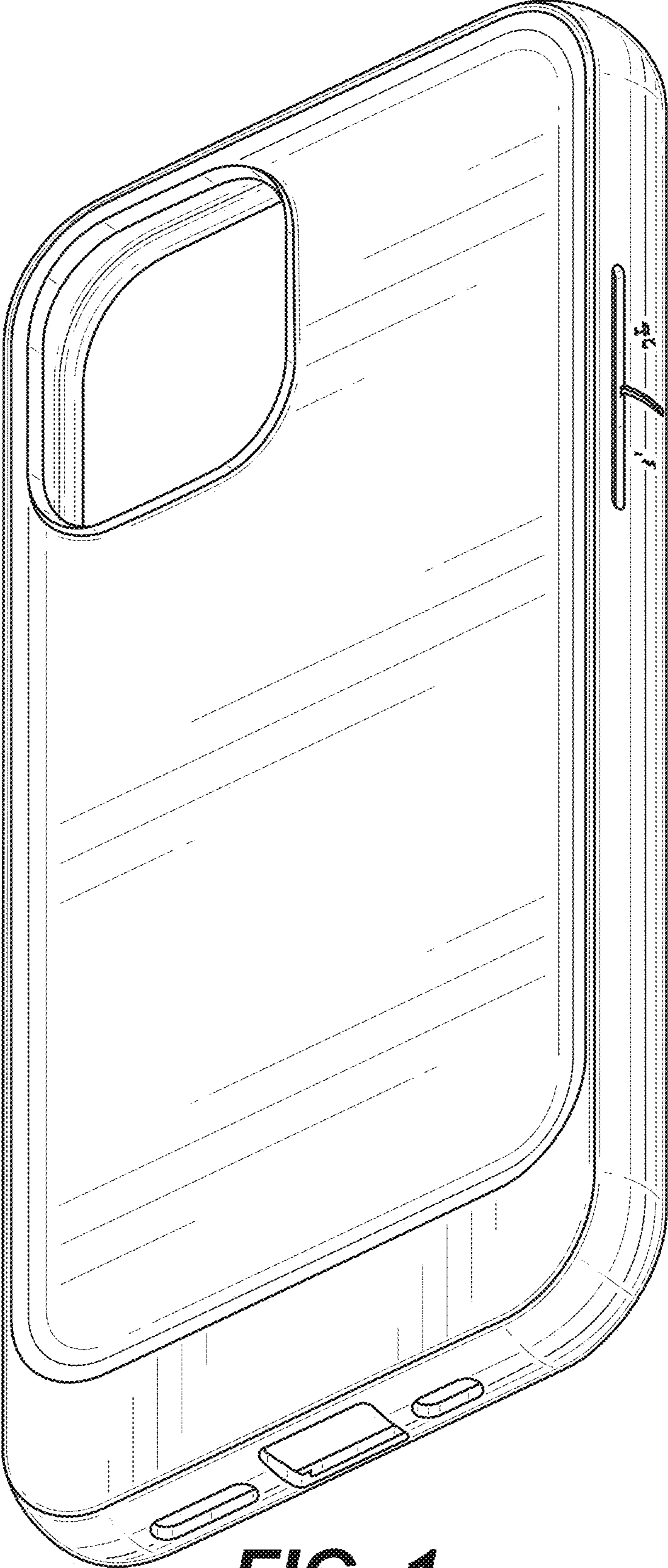


FIG. 1

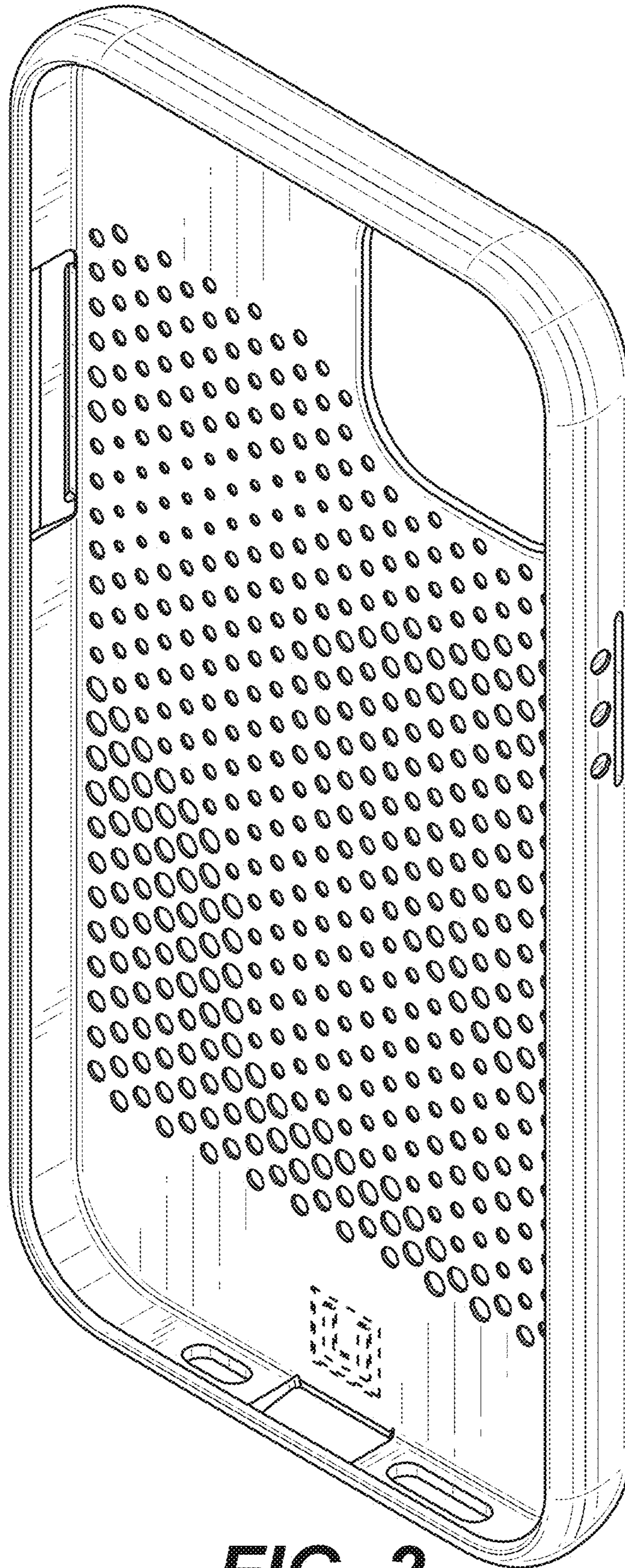


FIG. 2




FIG. 3




FIG. 4




FIG. 5




FIG. 6

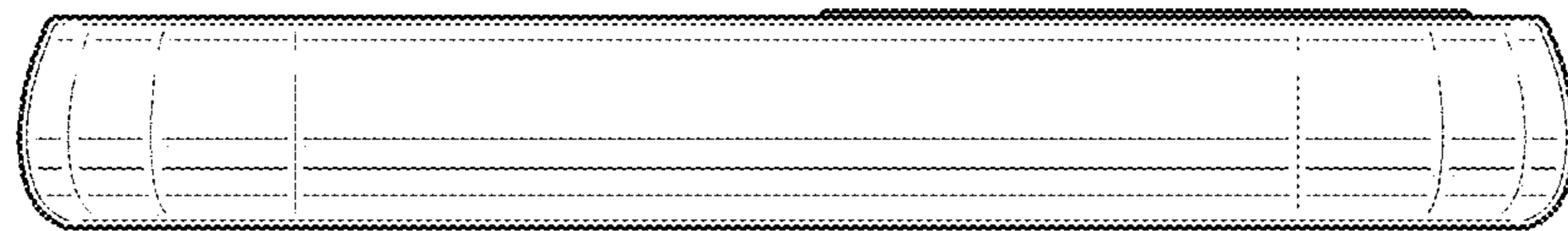


FIG. 7



FIG. 8

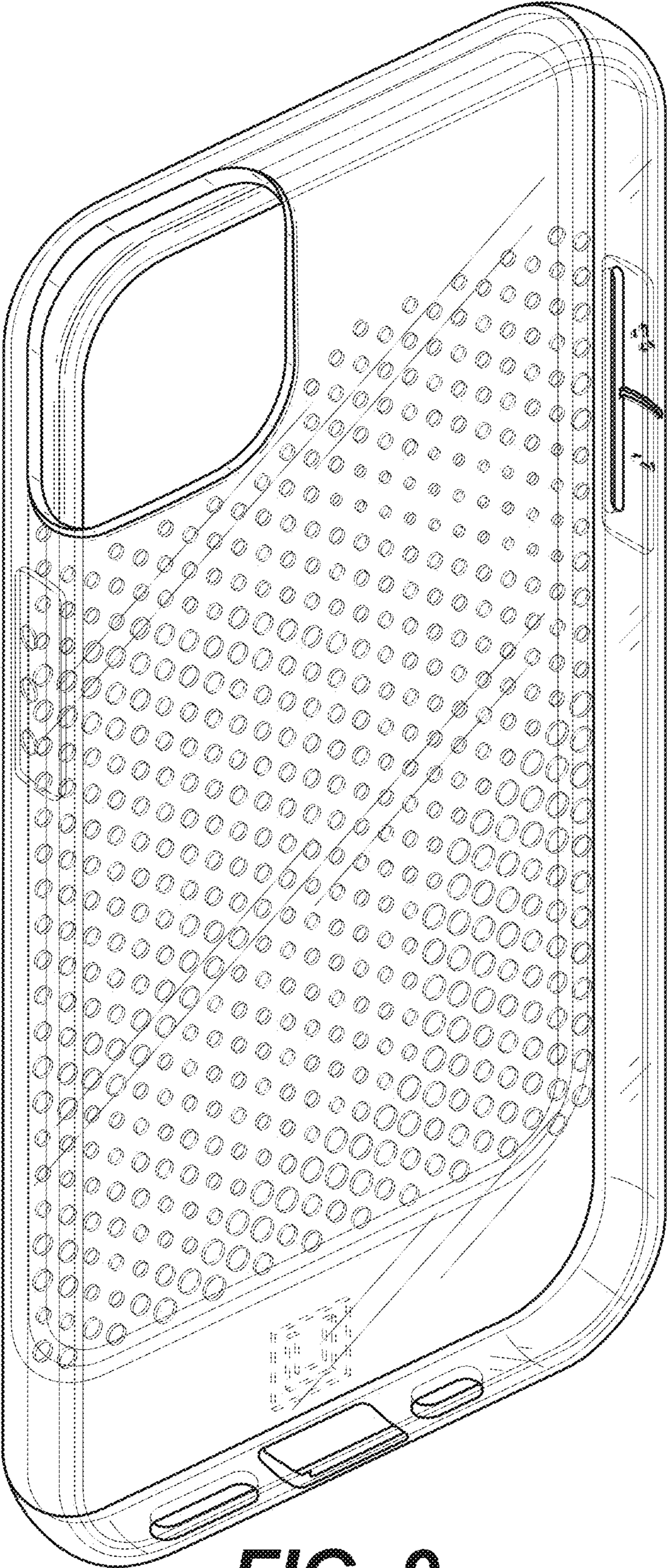


FIG. 9




FIG. 10




FIG. 11

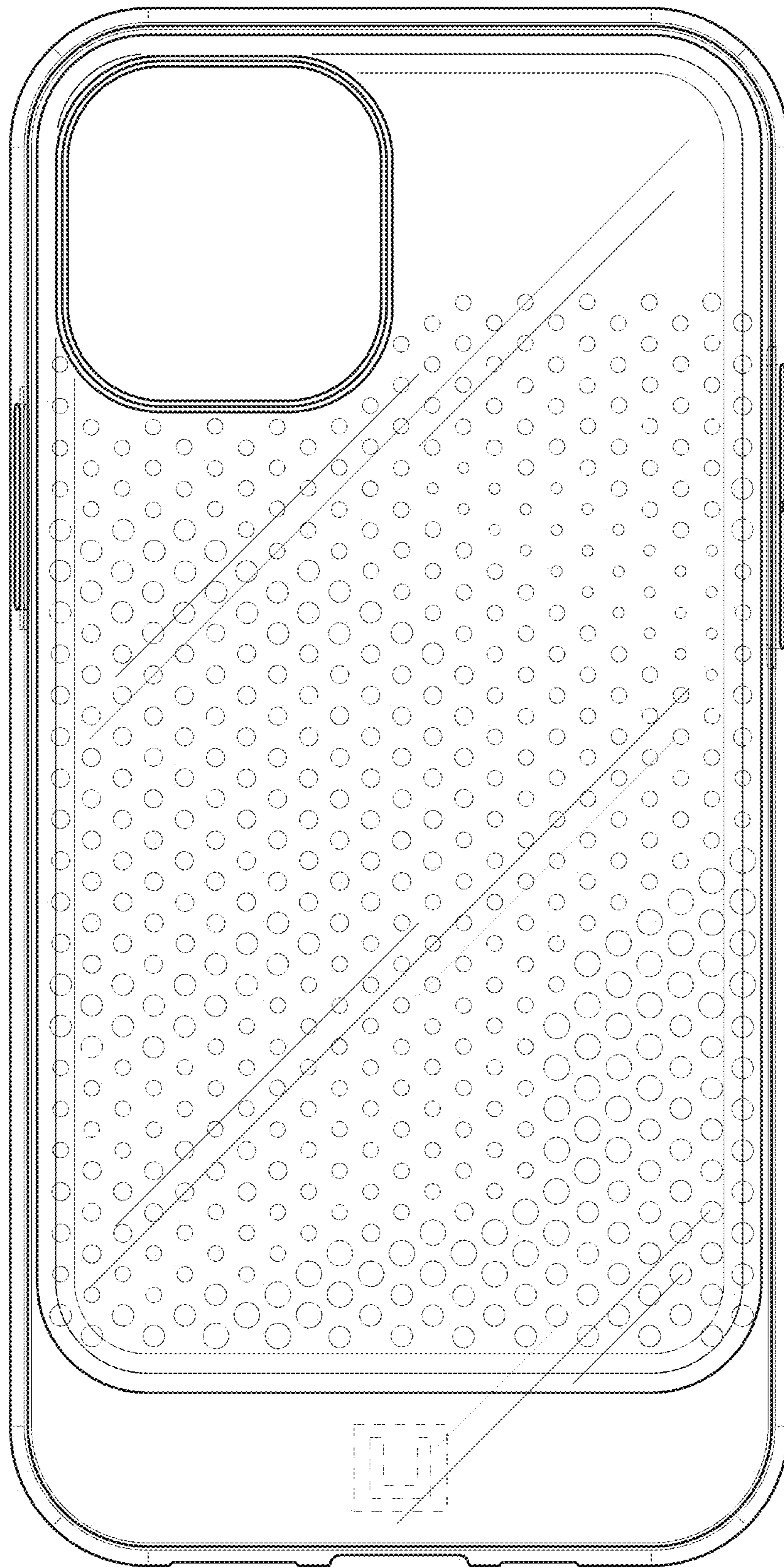


FIG. 12




FIG. 13




FIG. 14




FIG. 15

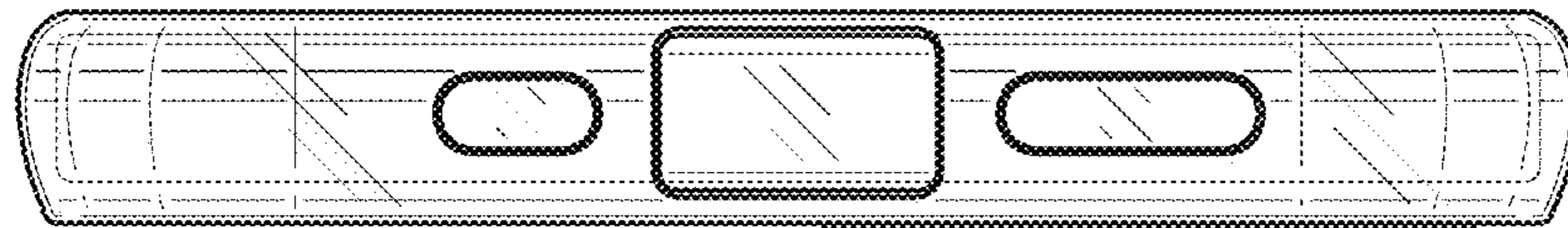


FIG. 16