



US00D951238S

(12) **United States Design Patent** (10) **Patent No.:** **US D951,238 S**
Lim (45) **Date of Patent:** **** May 10, 2022**

(54) **FIN FOR A VEHICLE**
(71) Applicant: **Bayerische Motoren Werke Aktiengesellschaft, Munich (DE)**
(72) Inventor: **Seungmo Lim, Munich (DE)**
(73) Assignee: **Bayerische Motoren Werke Aktiengesellschaft, Munich (DE)**
(**) Term: **15 Years**
(21) Appl. No.: **29/747,508**
(22) Filed: **Aug. 24, 2020**
(30) **Foreign Application Priority Data**
Feb. 28, 2020 (DE) 402020100204.6
(51) **LOC (13) Cl.** **14-03**
(52) **U.S. Cl.**
USPC **D14/230**
(58) **Field of Classification Search**
USPC D14/230, 232-236, 218; D10/106.5;
D21/324; D13/168; D8/300, 307, 311
CPC H01Q 9/36; H01Q 9/0407; H01Q 5/40;
H01Q 1/3275; H04B 7/0837
See application file for complete search history.

(56) **References Cited**
U.S. PATENT DOCUMENTS
D461,796 S * 8/2002 Boyer D14/230
D465,480 S * 11/2002 Boyer D14/230
D544,470 S * 6/2007 Markefka D14/230
D551,220 S * 9/2007 Noro D14/230
D581,909 S * 12/2008 Jeong D14/230
D675,601 S * 2/2013 Huet D14/230
D681,018 S * 4/2013 Hakamata D14/230
D686,598 S * 7/2013 Yanagisawa D14/230
D703,638 S * 4/2014 Ueno D14/230
D704,172 S * 5/2014 Kato D14/230

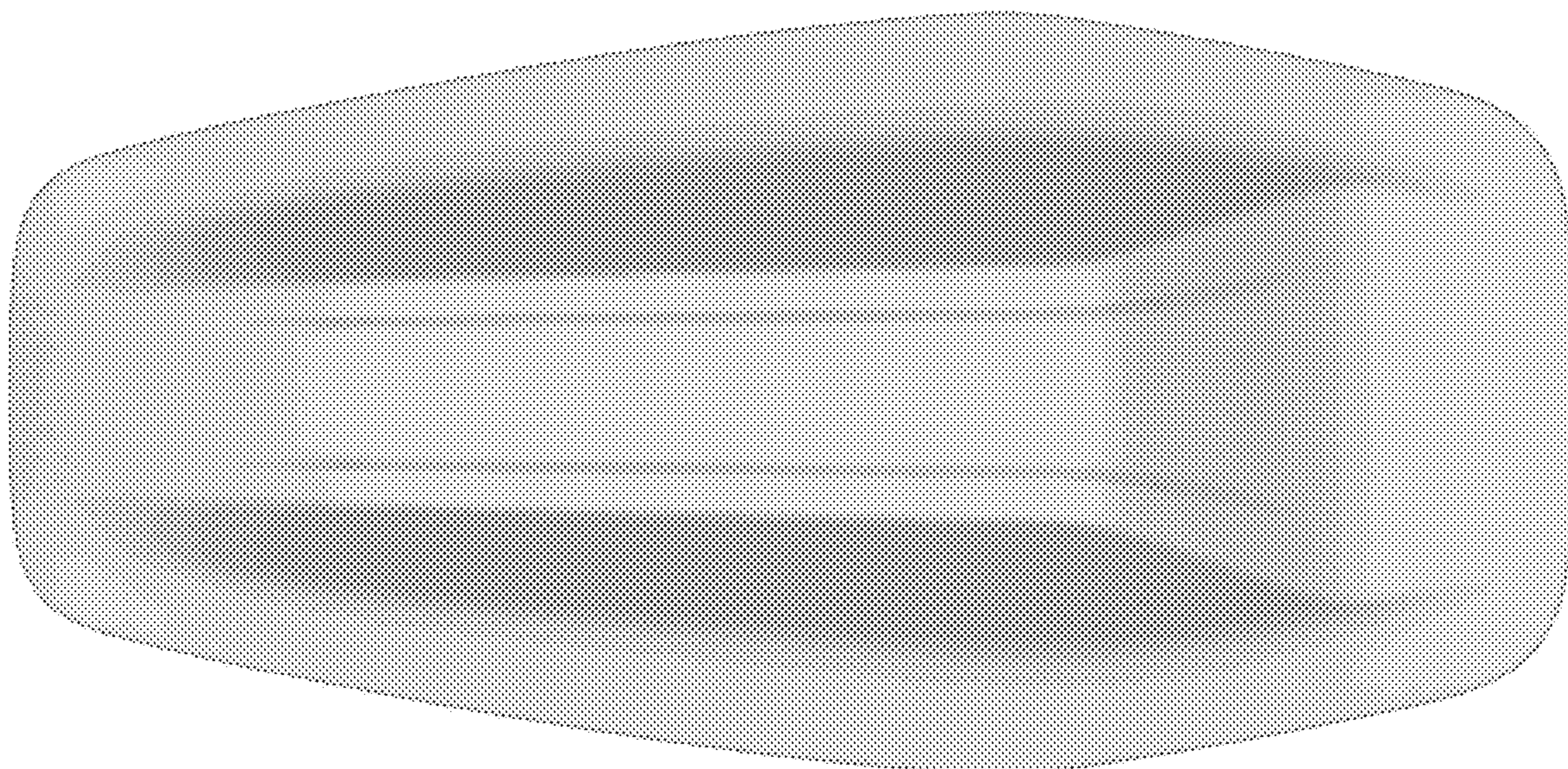
8,947,307 B2 * 2/2015 Lo H01Q 1/3275
343/713
D730,879 S * 6/2015 Kato D14/230
D748,611 S * 2/2016 Sato D14/230
D794,615 S * 8/2017 Quinlan D14/230
D826,219 S * 8/2018 Kobayashi D14/230
D874,540 S * 2/2020 Ostreko D16/208
D926,164 S * 7/2021 Petros D14/230
11,070,278 B2 * 7/2021 Bae H04B 7/0837
2009/0207084 A1 * 8/2009 Ikeda H01Q 5/40
343/713
2012/0274519 A1 * 11/2012 Chakam H01Q 9/0407
343/702
2016/0315378 A1 * 10/2016 Kiriyaama H01Q 9/36

* cited by examiner
Primary Examiner — Susan E Krakower
Assistant Examiner — Jerry Shiuan-Hua Hsu
(74) *Attorney, Agent, or Firm* — Crowell & Moring LLP

(57) **CLAIM**
The ornamental design for a fin for a vehicle, as shown and described.

DESCRIPTION
This application contains subject matter related to the following co-pending U.S. design patent application: Application Ser. No. 29/747,493, filed herewith and entitled "Vehicle, Toy, and/or Replicas Thereof".
FIG. 1 is a top view of a fin for a vehicle according to the design;
FIG. 2 is a top, front perspective view thereof;
FIG. 3 is a bottom, rear perspective view thereof;
FIG. 4 is a right side view thereof;
FIG. 5 is a front view thereof;
FIG. 6 is a rear view thereof; and,
FIG. 7 is a bottom view thereof.
The broken lines illustrate portions of the fin for a vehicle which form no part of the claimed design.

1 Claim, 7 Drawing Sheets






Fig. 1

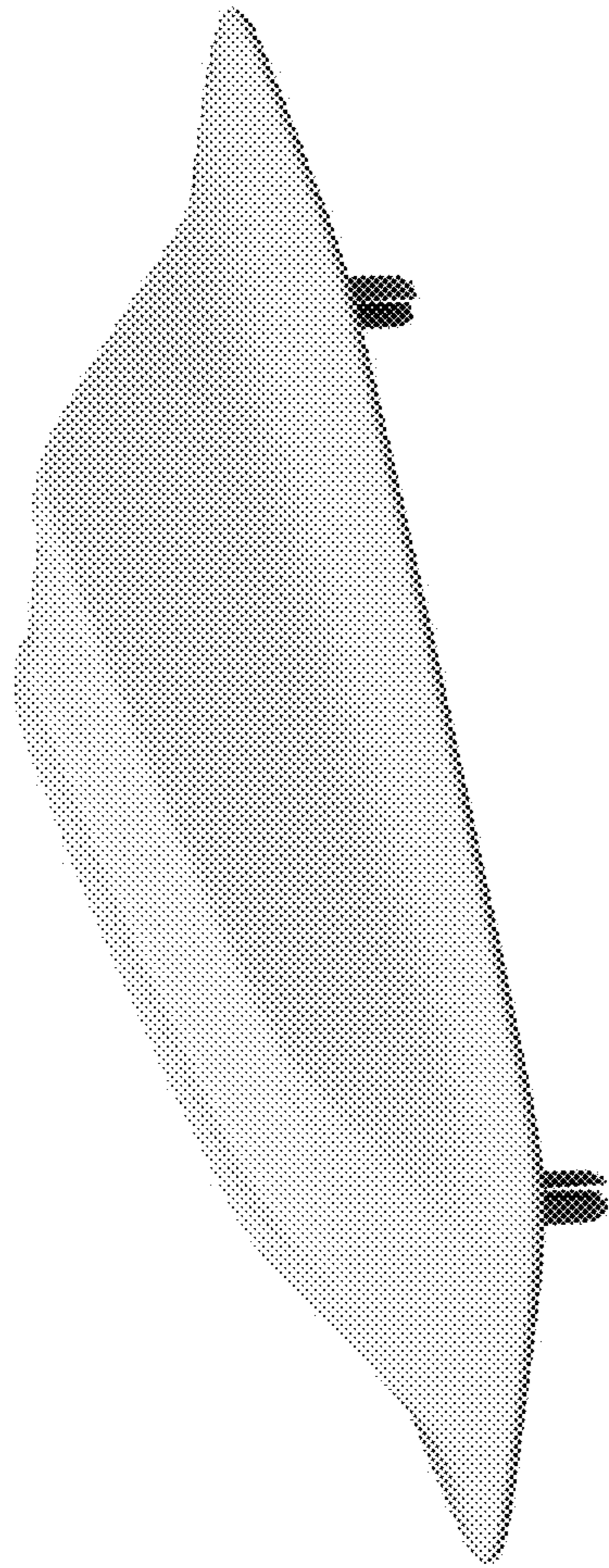


Fig. 2

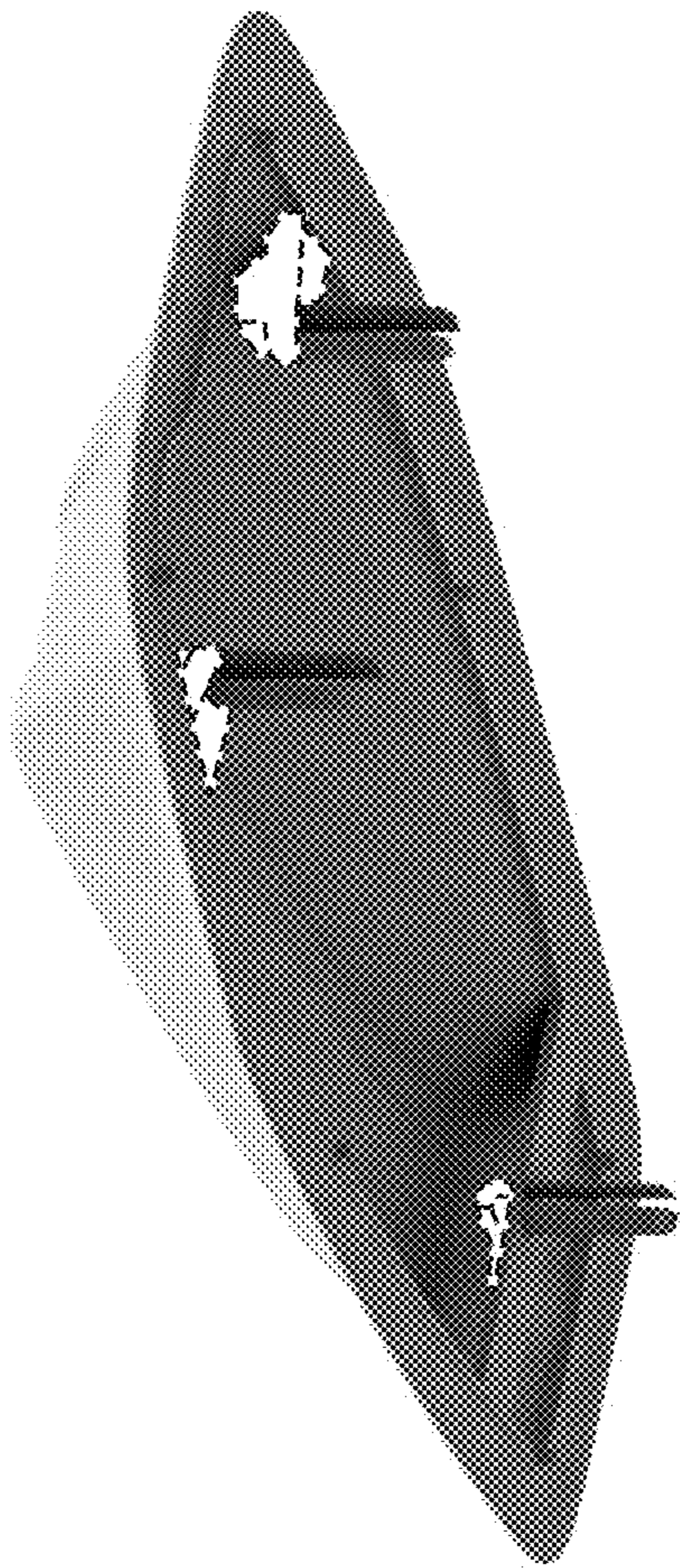


Fig. 3




Fig. 4

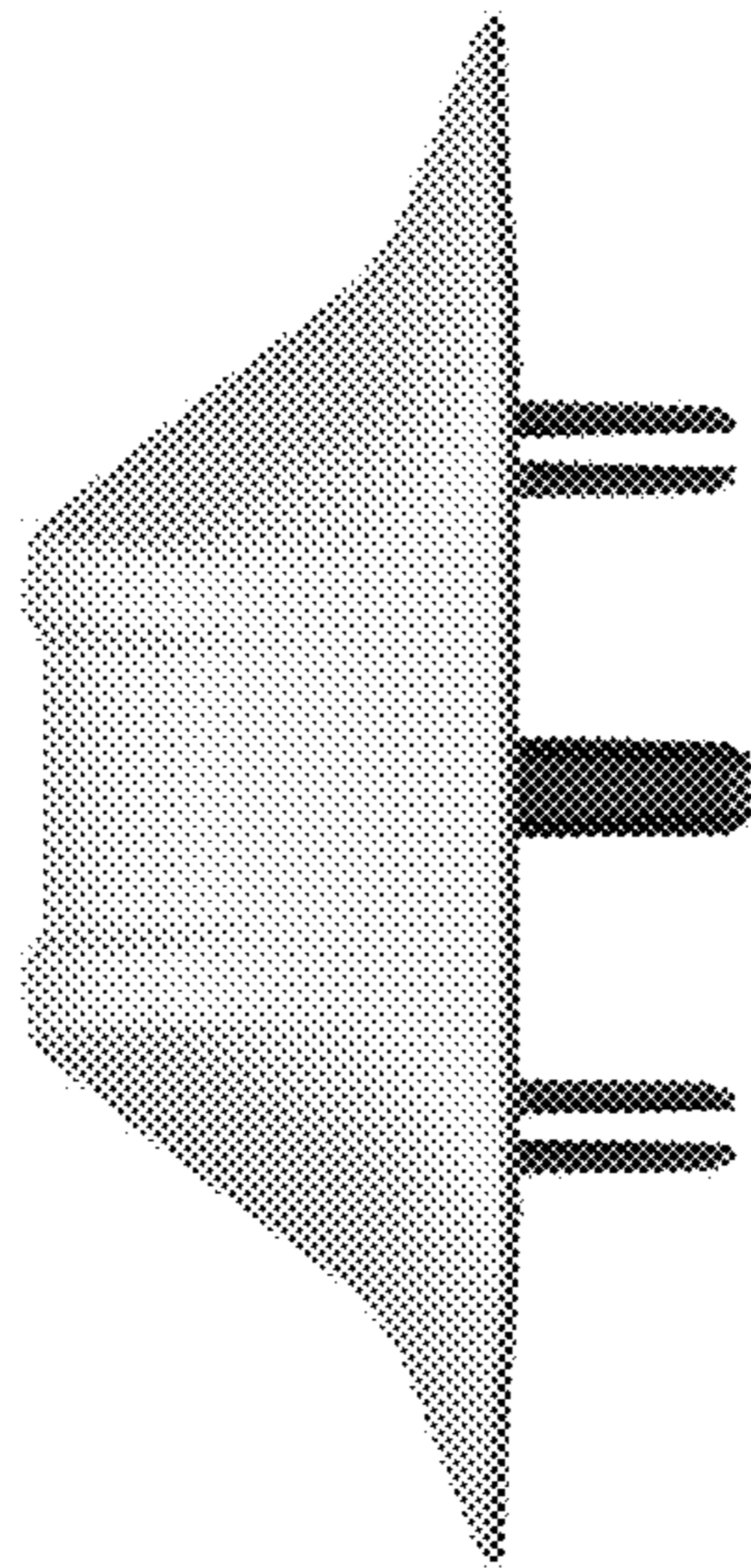


Fig. 5

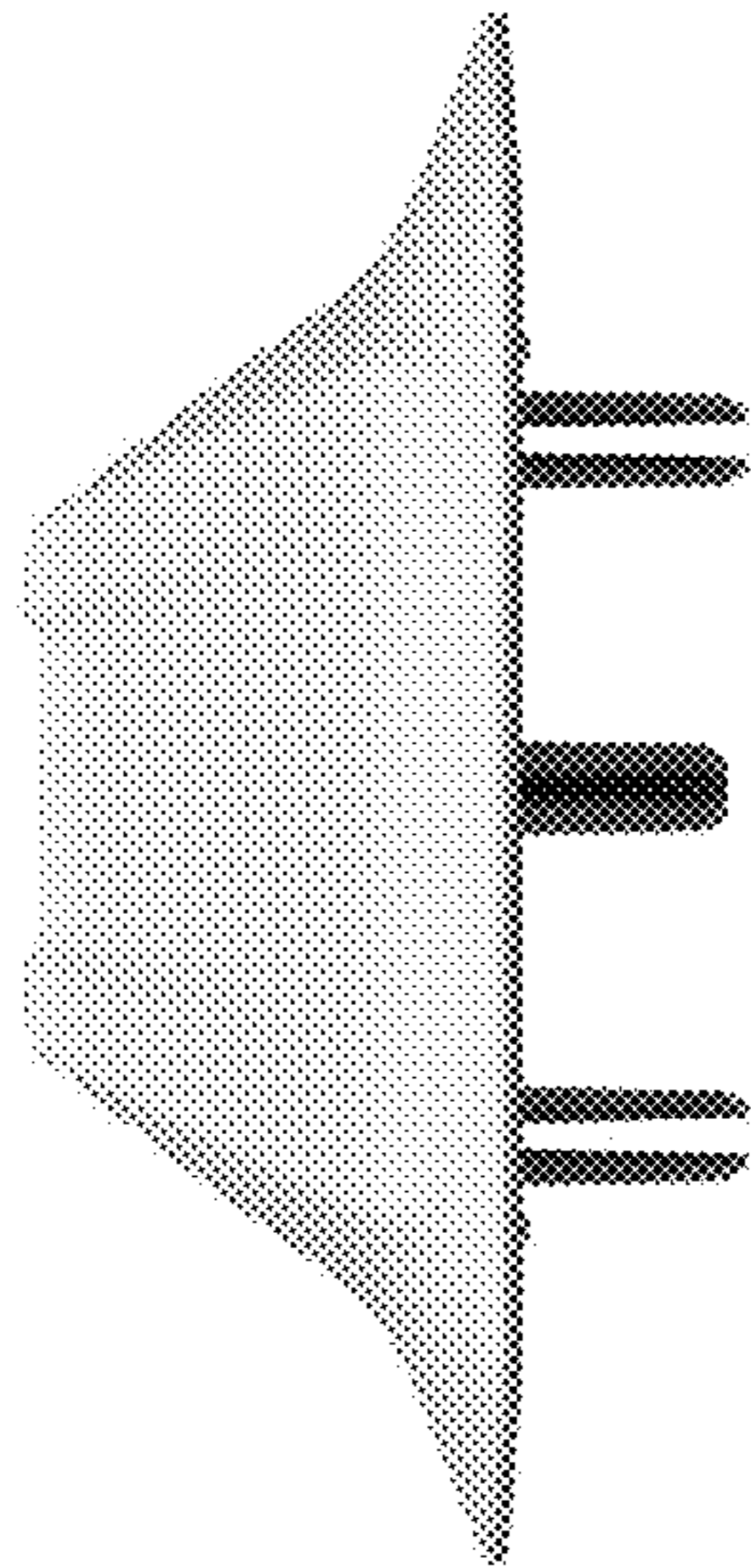


Fig. 6




Fig. 7