



US00D951230S

(12) **United States Design Patent**  
**Kim**

(10) **Patent No.:** **US D951,230 S**

(45) **Date of Patent:** **\*\* May 10, 2022**

(54) **LOUDSPEAKER**

(71) Applicant: **Harman International Industries, Incorporated**, Northridge, CA (US)

(72) Inventor: **Juyoung Kim**, Shenzhen (CN)

(73) Assignee: **Harman International Industries, Incorporated**, Northridge, CA (US)

(\*\*) Term: **15 Years**

(21) Appl. No.: **29/704,358**

(22) Filed: **Sep. 4, 2019**

(51) **LOC (13) Cl.** ..... **14-01**

(52) **U.S. Cl.**  
USPC ..... **D14/216**

(58) **Field of Classification Search**  
USPC ..... D14/167, 168, 170–172, 188, 194–196,  
D14/204, 209.1, 210–216, 219, 221, 222,  
D14/224, 239, 496

CPC ..... B60R 11/0217; G06F 1/1688; G10K 9/22;  
G10K 11/004; H03F 1/327; H04M 1/03;  
H04M 1/035; H04N 5/642; H04N  
21/4852; H04R 1/02; H04R 1/06; H04R  
1/021; H04R 1/025; H04R 1/026; H04R  
1/028; H04R 1/105; H04R 1/323; H04R  
1/403; H04R 1/2803; H04R 1/2834;  
H04R 5/02; H04R 7/20; H04R 9/06;  
H04R 9/025; H04R 2201/021; H04R  
2400/00; H04R 2400/07; H04R 2499/11;  
H04R 2499/13; H04R 2499/15; H04S  
3/00; H04S 7/30

See application file for complete search history.

(56) **References Cited**

**U.S. PATENT DOCUMENTS**

D809,481 S \* 2/2018 McManigal ..... D14/216  
D809,482 S 2/2018 Fischer et al.

D809,483 S 2/2018 Fischer et al.  
D849,718 S \* 5/2019 Park ..... D14/216  
D851,058 S \* 6/2019 Pupecki ..... D14/204  
D866,516 S 11/2019 Demin  
D868,034 S \* 11/2019 Summerson ..... D14/216  
D896,780 S \* 9/2020 Pupecki ..... D14/204  
D905,012 S \* 12/2020 Lee ..... D14/216  
D927,450 S \* 8/2021 Carbone ..... D14/204  
D927,461 S \* 8/2021 Carbone ..... D14/210

**OTHER PUBLICATIONS**

U.S. Appl. No. 29/675,376, filed Dec. 31, 2018.  
U.S. Appl. No. 29/683,654, filed Mar. 14, 2019.

\* cited by examiner

*Primary Examiner* — Keli L Hill

(74) *Attorney, Agent, or Firm* — Plumsea Law Group, LLC

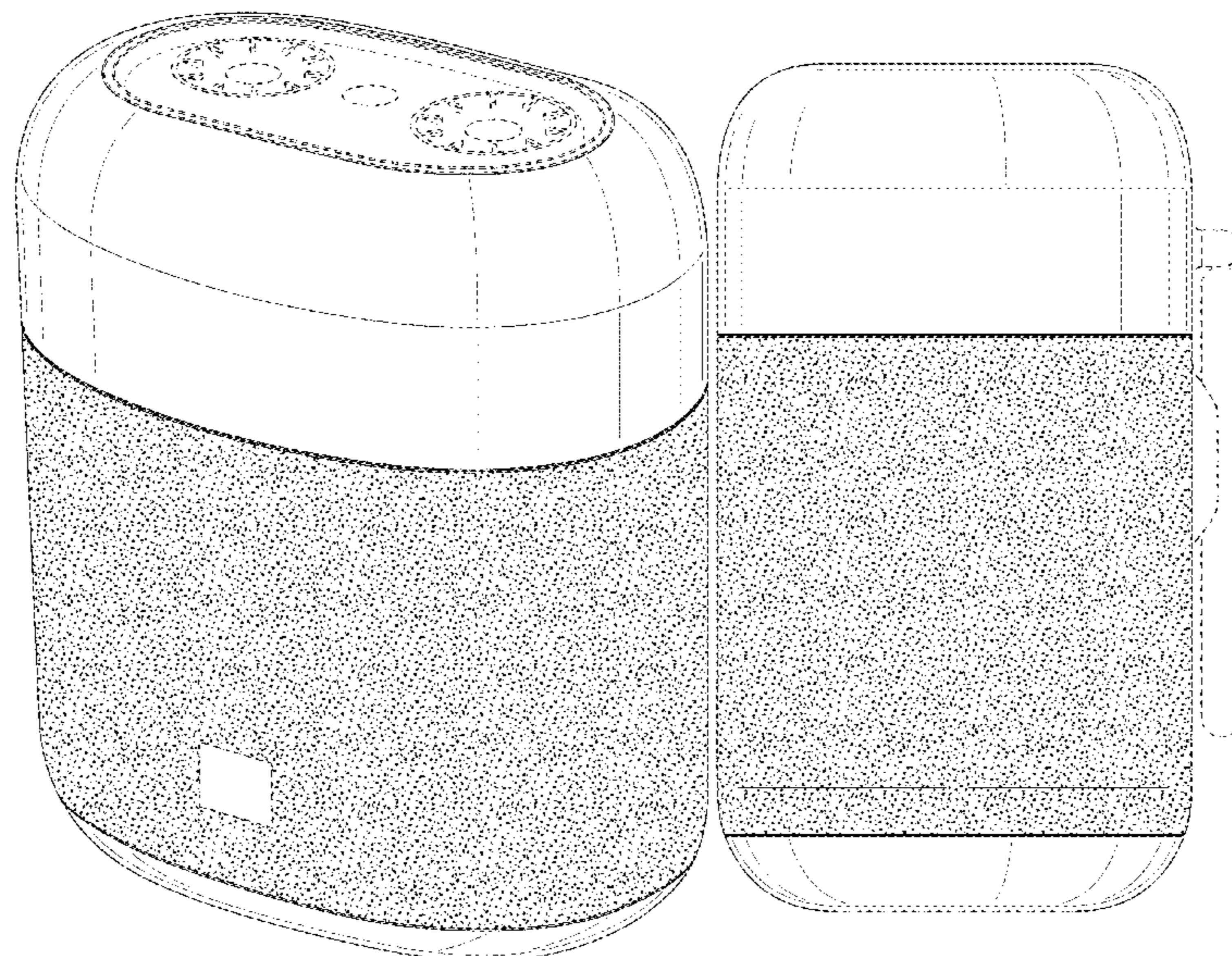
(57) **CLAIM**

The ornamental design for a loudspeaker, as shown and described.

**DESCRIPTION**

FIG. 1 is a front perspective view of a loudspeaker showing the new design;  
FIG. 2 is a front elevational view thereof;  
FIG. 3 is a rear elevational view thereof;  
FIG. 4 is a side elevational view thereof;  
FIG. 5 is an opposite side elevational view thereof;  
FIG. 6 is a top view thereof; and,  
FIG. 7 is a bottom view thereof.  
The broken lines and unshaded areas illustrate portions of the loudspeaker that form no part of the claimed design.

**1 Claim, 7 Drawing Sheets**



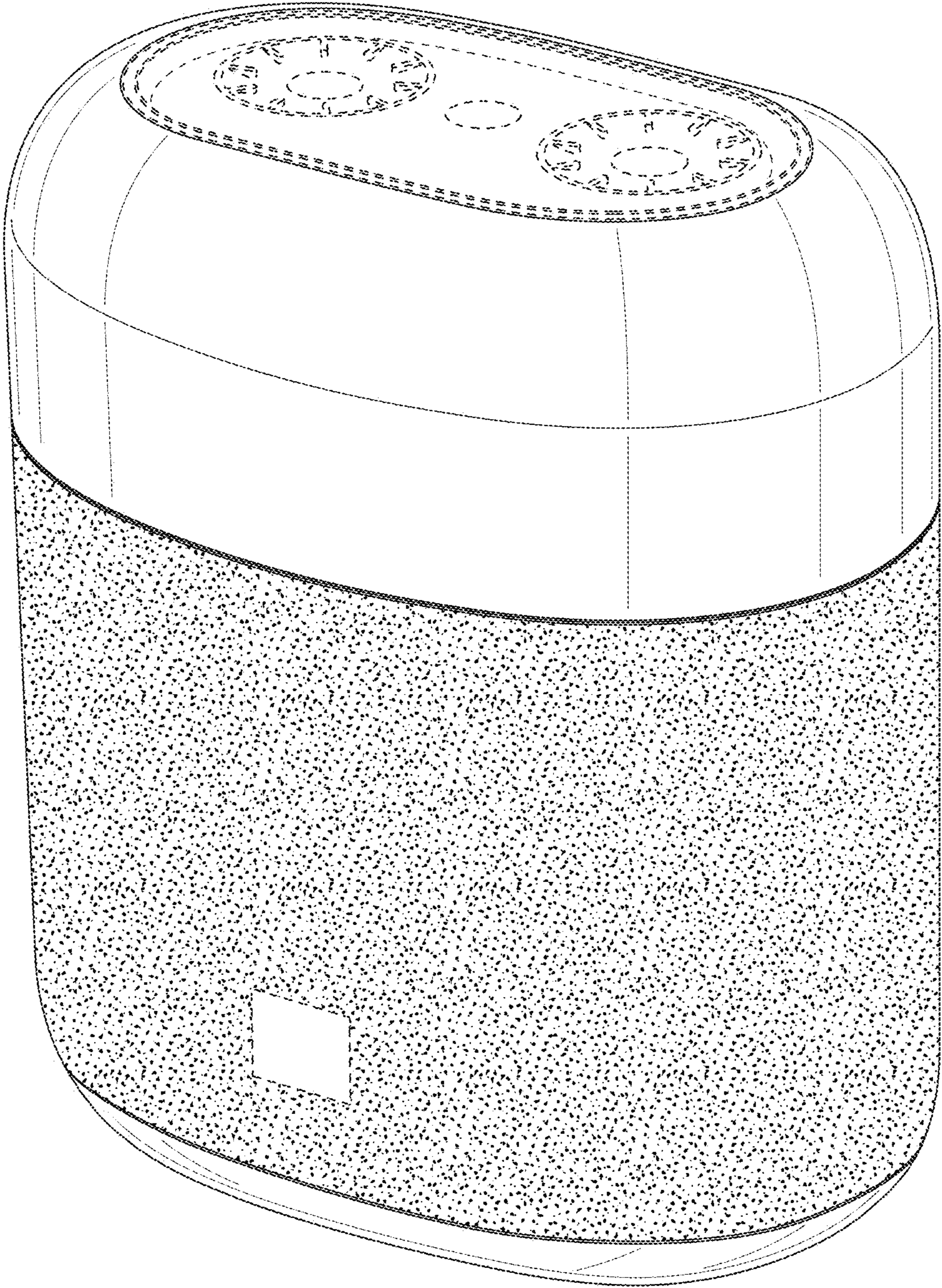


FIG. 1

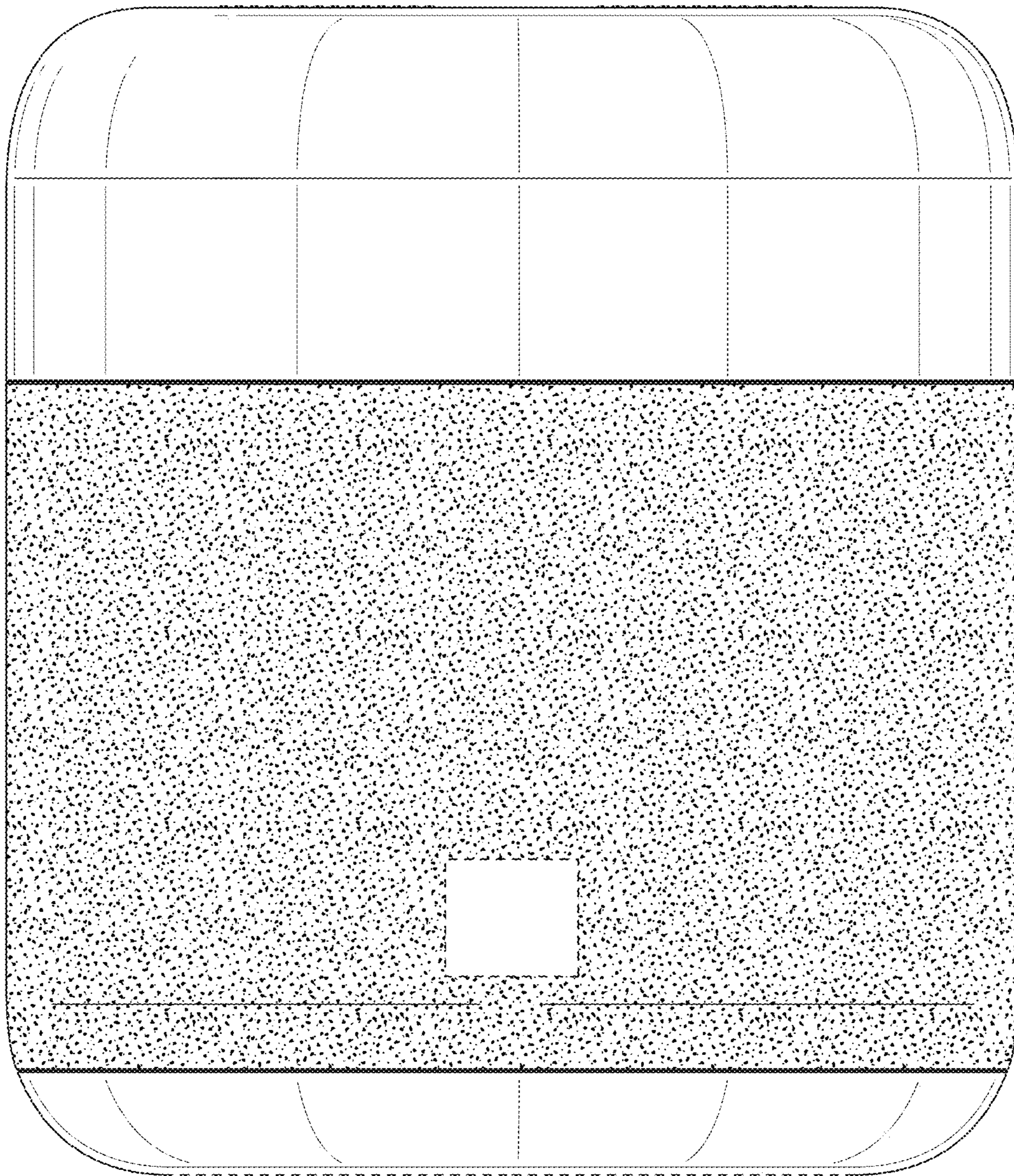


FIG. 2

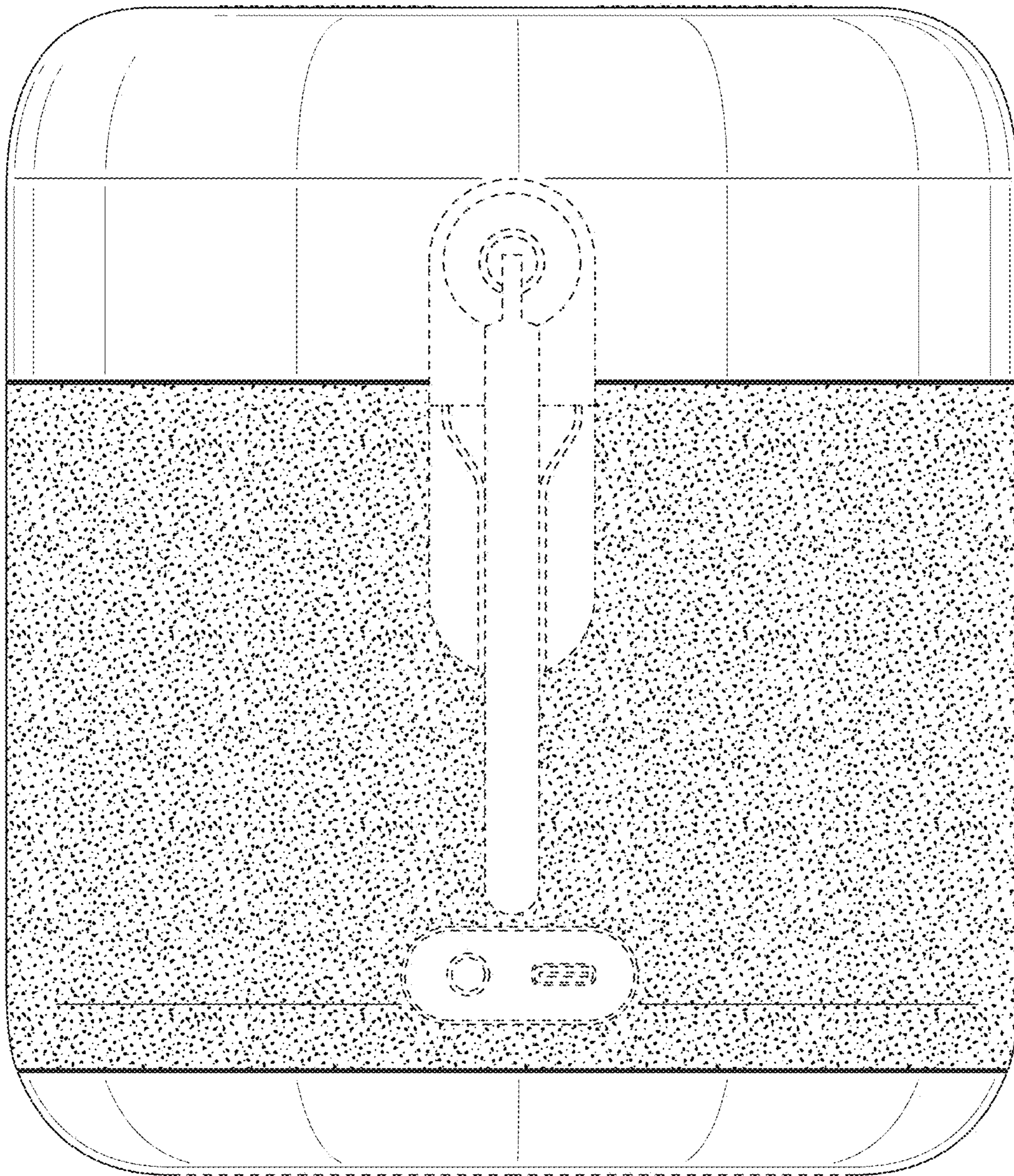


FIG. 3




FIG. 4




FIG. 5

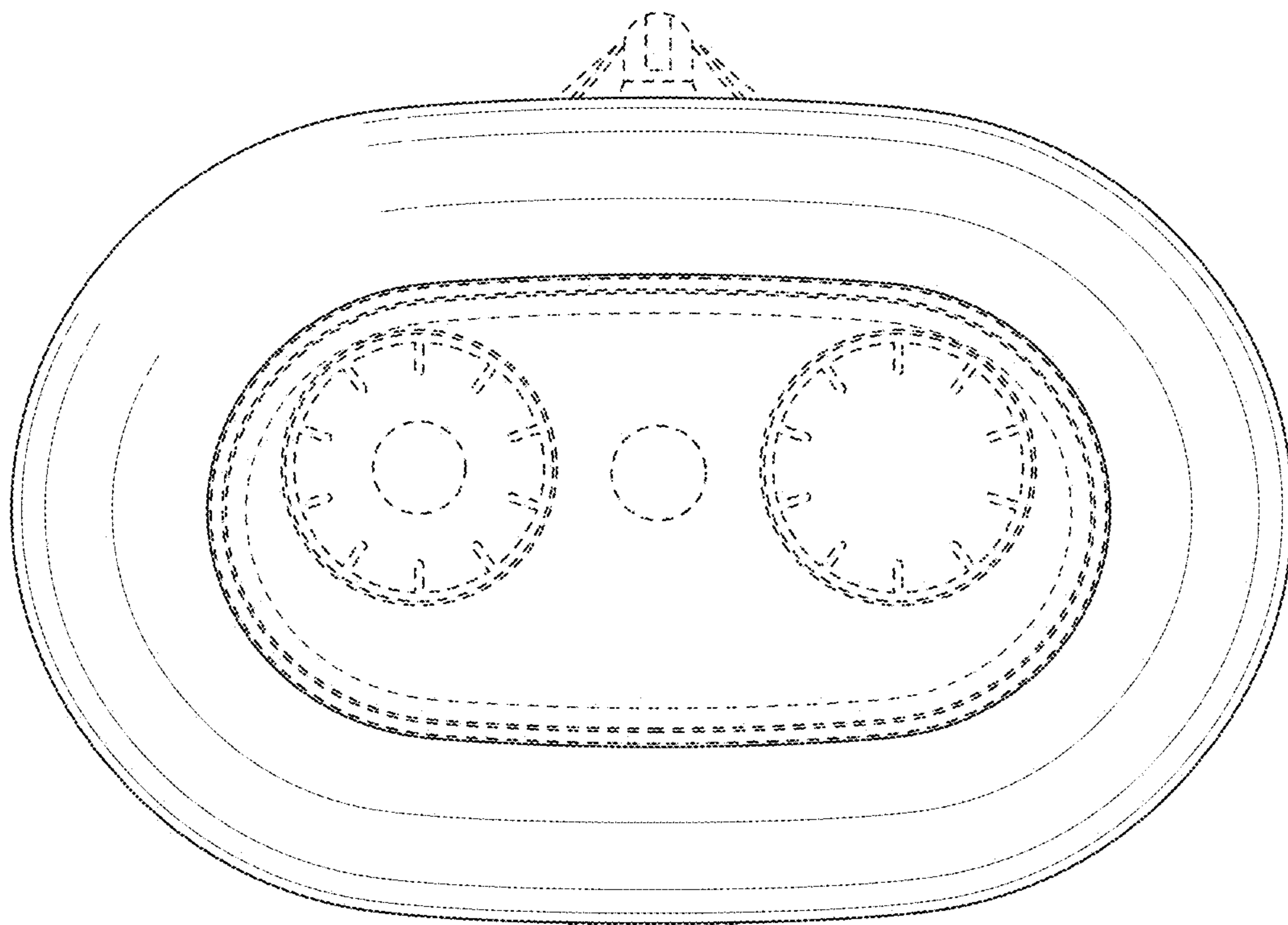


FIG. 6

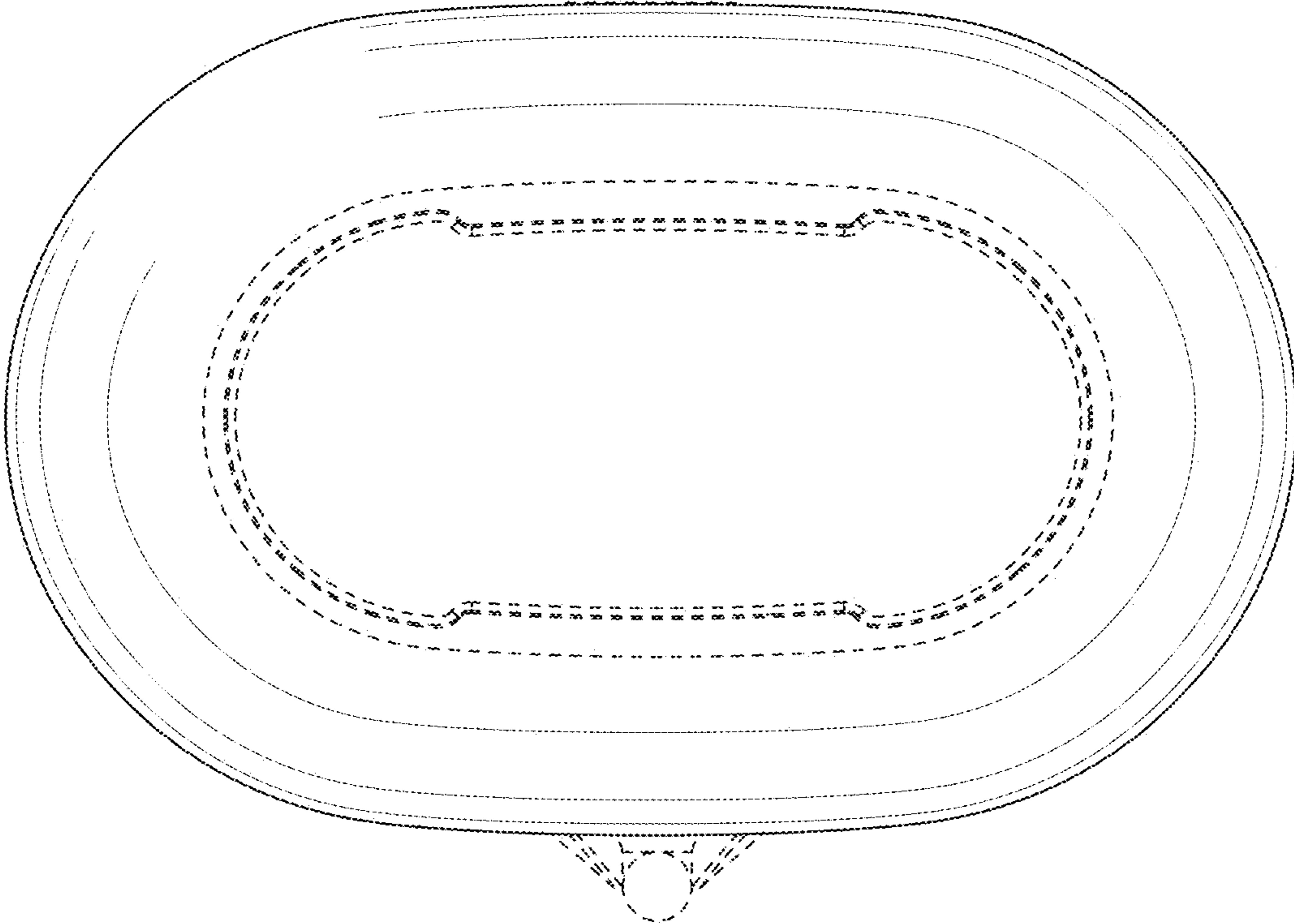


FIG. 7