



US00D951193S

(12) **United States Design Patent**
Kato et al.

(10) **Patent No.:** **US D951,193 S**
(45) **Date of Patent:** **** May 10, 2022**

(54) **SERVO AMPLIFIER**

(71) Applicant: **Mitsubishi Electric Corporation,**
Tokyo (JP)

(72) Inventors: **Shinichi Kato,** Tokyo (JP); **Yasuhiro Suzuki,** Tokyo (JP); **Masaaki Kadoyanagi,** Tokyo (JP); **Yuki Washizuka,** Tokyo (JP); **Emiko Yamada,** Tokyo (JP)

(73) Assignee: **Mitsubishi Electric Corporation,**
Tokyo (JP)

(**) Term: **15 Years**

(21) Appl. No.: **29/687,055**

(22) Filed: **Apr. 10, 2019**

(30) **Foreign Application Priority Data**

Dec. 20, 2018 (JP) 2018-027936

(51) **LOC (13) Cl.** **13-03**

(52) **U.S. Cl.**
USPC **D13/123**

(58) **Field of Classification Search**
USPC D14/137, 138 R-138 G, 140, 140.1,
D14/155-159, 160-173, 187-188,
D14/189-193, 203.1-203.8, 204-216,
D14/217-222, 225-229, 240-243, 357,
D14/358, 432-438, 496; D16/135;
D13/110, 123

CPC B60R 11/0217; H04M 1/03; H04M 1/035;
H04N 5/642; H04N 21/4852; H04R 1/02;
H04R 1/06; H04R 1/021; H04R 1/025;
H04R 1/026; H04R 1/028; H04R 1/105;
H04R 1/323; H04R 1/403; H04R 1/2803;
H04R 1/2834; H04W 88/08; H04W
88/085;

(Continued)

(56) **References Cited**

U.S. PATENT DOCUMENTS

D279,290 S * 6/1985 Nagele D14/139
D328,293 S * 7/1992 Mak D14/137

(Continued)

FOREIGN PATENT DOCUMENTS

CN 3322524 * 9/2003
CN 305366915 * 9/2019

(Continued)

OTHER PUBLICATIONS

MELSERVO-JET Series Servo Amplifiers, date not available, [retrieved Apr. 21, 2021], Retrieved from Internet, URL: <https://www.mitsubishielectric.com/fa/products/drv/servo/pmerit/mr_jet/amp/feature.html> (Year: 2021).*

(Continued)

Primary Examiner — Barbara Fox

Assistant Examiner — Aram Kwon

(74) *Attorney, Agent, or Firm* — Studebaker & Brackett
PC

(57) **CLAIM**

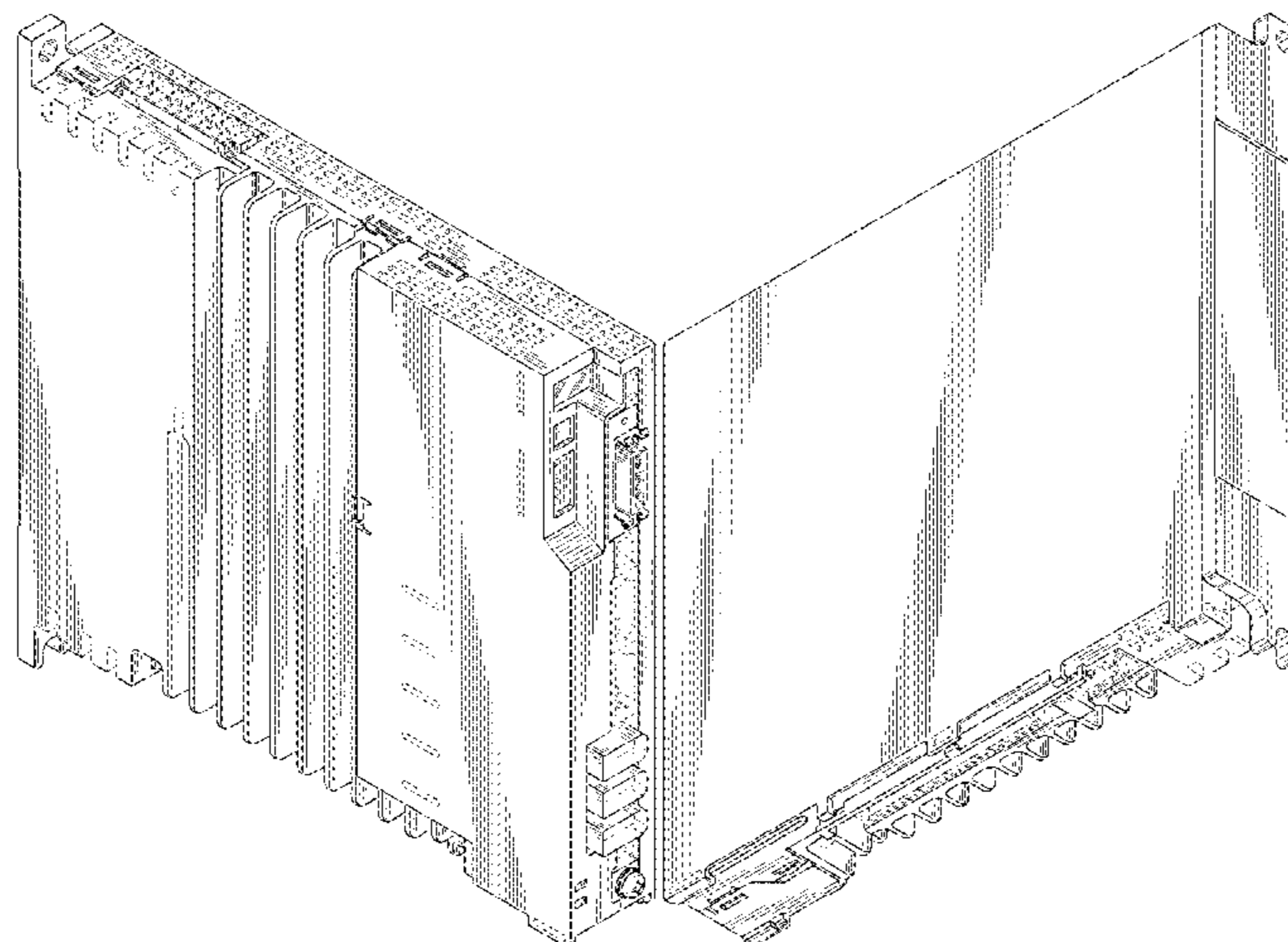
The ornamental design for a servo amplifier, as shown and described.

DESCRIPTION

FIG. 1 is a front, top and left side perspective view of a servo amplifier, showing our new design;
FIG. 2 is a rear, bottom and right side perspective view thereof;
FIG. 3 is a front view thereof;
FIG. 4 is a rear view thereof;
FIG. 5 is a top view thereof;
FIG. 6 is a bottom view thereof;
FIG. 7 is a right side view thereof; and,
FIG. 8 is a left side view thereof.

The parts of the servo amplifier shown in the broken lines do not form part of the claimed design.

1 Claim, 8 Drawing Sheets



(58) **Field of Classification Search**

CPC .. H04W 88/00; H04W 88/005; H04W 88/02;
H04W 88/12; H04W 88/14; H04W 88/16;
H04W 88/18

See application file for complete search history.

D861,608 S * 10/2019 Kato D13/123
D861,609 S * 10/2019 Kato D13/123
D897,308 S * 9/2020 Kato D14/188

(56) **References Cited**

U.S. PATENT DOCUMENTS

D366,867 S * 2/1996 Kurokawa D13/162
D415,157 S * 10/1999 Rabbani D14/188
D479,219 S * 9/2003 Abe D14/188
D608,300 S * 1/2010 Boyland D13/162
D616,376 S * 5/2010 Lannoch D13/162
D660,799 S * 5/2012 Grunwald D13/123
D661,254 S * 6/2012 Grunwald D13/123
D724,051 S * 3/2015 Nakahira D14/188
D737,242 S * 8/2015 Nakahira D14/188
9,686,890 B2 * 6/2017 Akamatsu H05K 7/2039
D794,566 S * 8/2017 Nada D13/123
D798,236 S * 9/2017 Nada D13/123
D812,019 S * 3/2018 Kato D13/162
D829,181 S * 9/2018 Kato D13/162
D829,672 S * 10/2018 Kato D13/162
D845,238 S * 4/2019 Kato D13/123

FOREIGN PATENT DOCUMENTS

CN 305706277 * 4/2020
CN 306141211 * 10/2020
JP D1642702 * 10/2019

OTHER PUBLICATIONS

MR-J4-20A . . . Servo Amplifier, date not available, [retrieved Apr. 21, 2021], Retrieved from Internet, URL: <<https://www.nexinstrument.com/MR-J4-20A>> (Year: 2021).*

MR-JN-10A, date not available, [retrieved Apr. 21, 2021], Retrieved from Internet, URL: <https://www.classicautomation.com/Part/mr-jn-10a?gclid=EAlalQobChMlmvWt2l2Q8AIVgeDICh0GiwlxEAQYDiABEgJcK_D_BwE> (Year: 2021).*

Servo amplifier PMCprotego D, date not available, [retrieved Apr. 21, 2021], Retrieved from Internet, URL: <<https://www.pilz.com/en-INT/eshop/00107002267074/PMCprotego-D-servo-drives>> (Year: 2021).*

* cited by examiner

FIG. 1

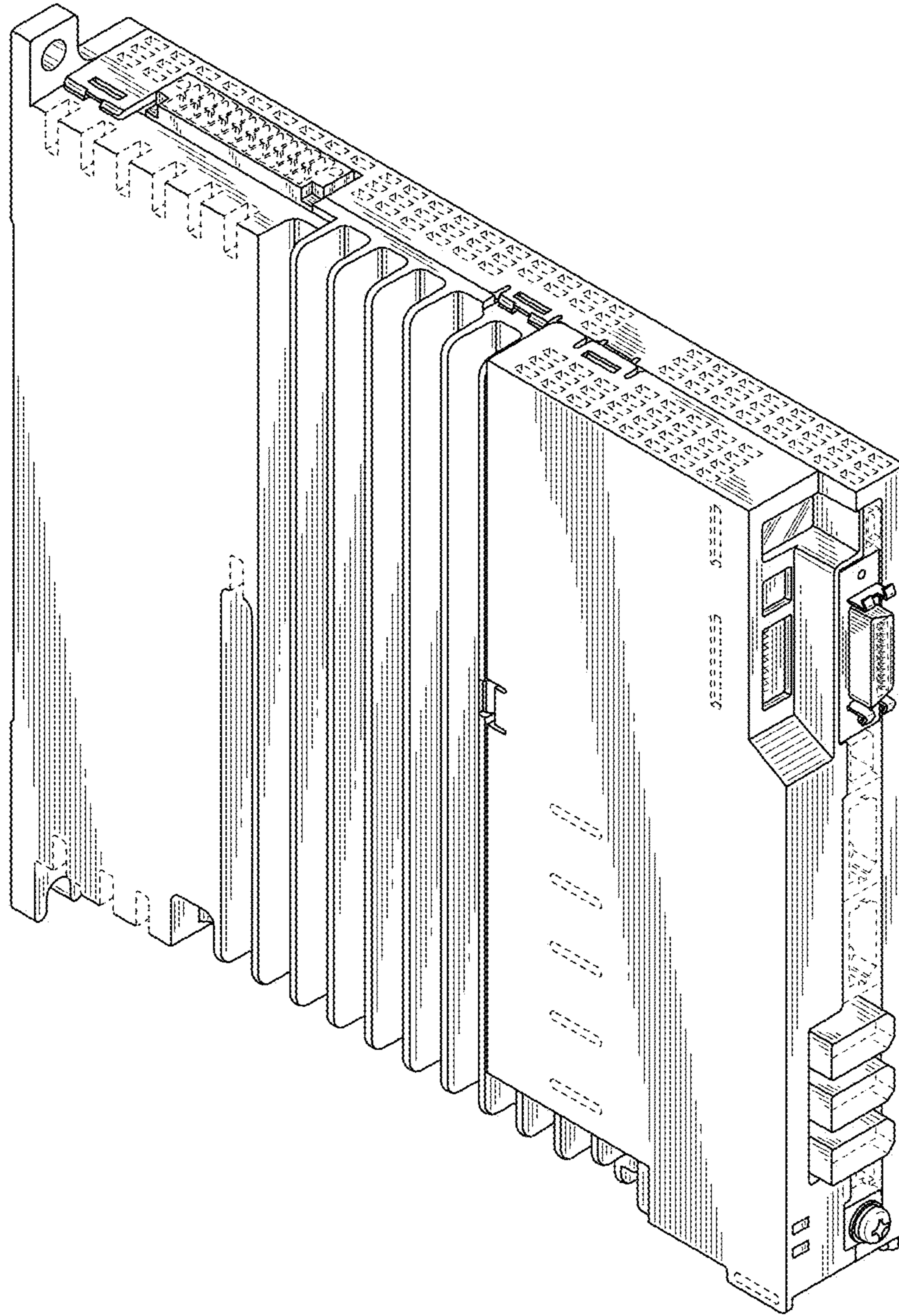


FIG. 2

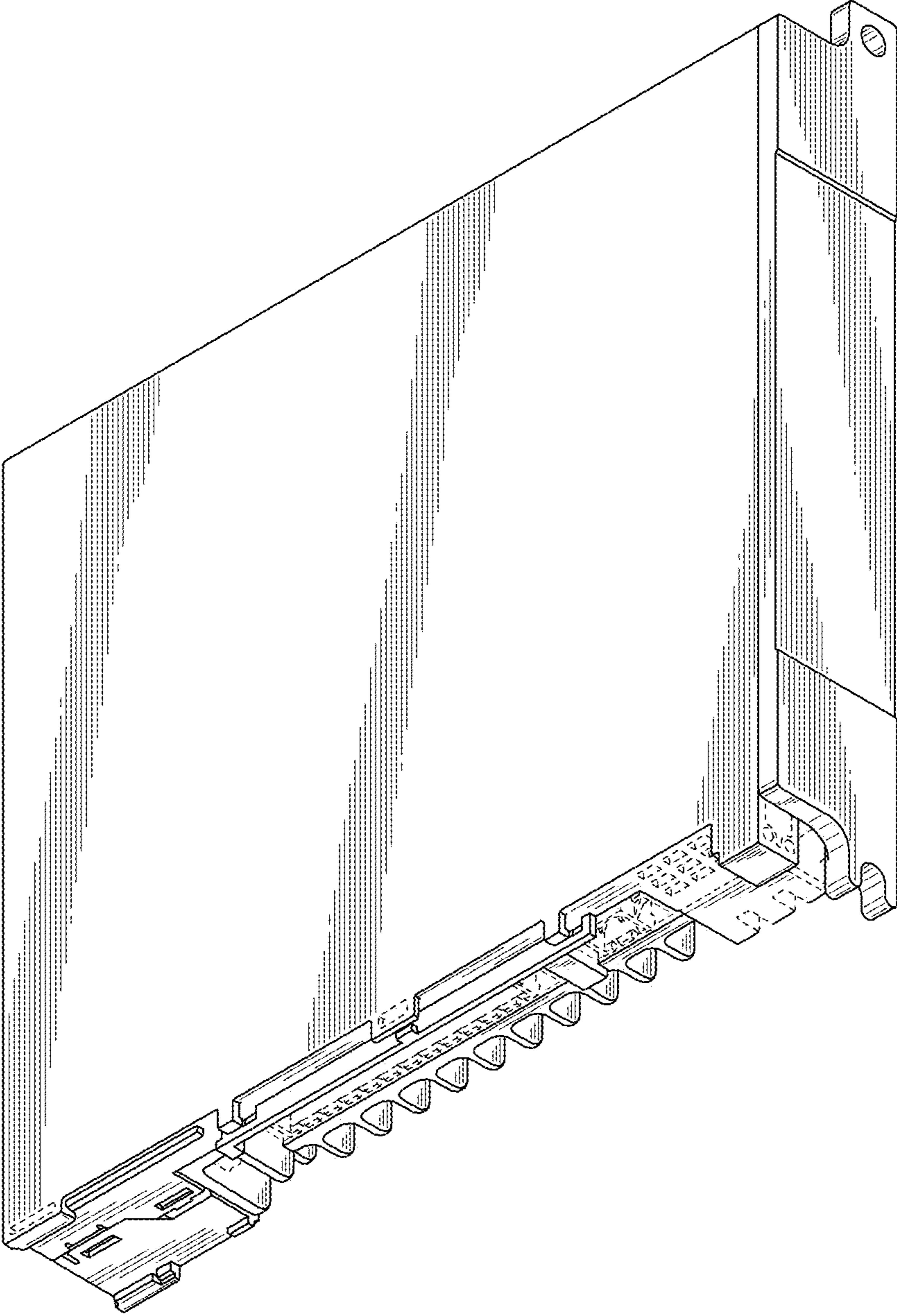


FIG. 3

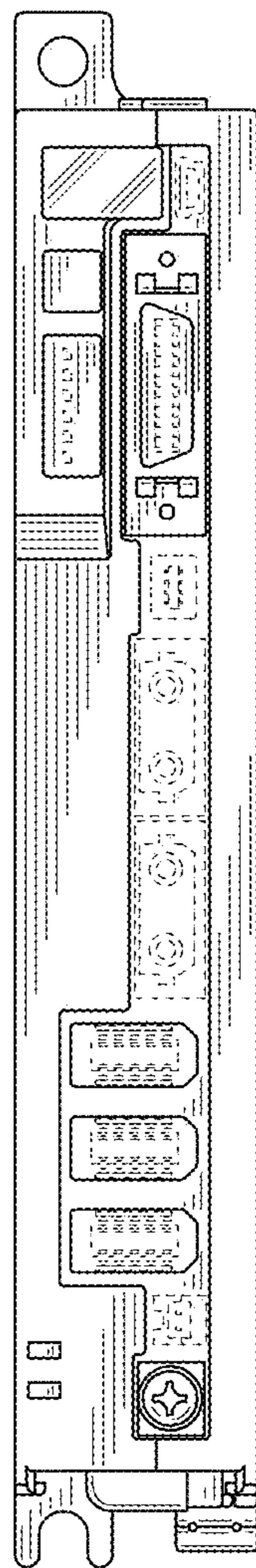


FIG. 4




FIG. 5

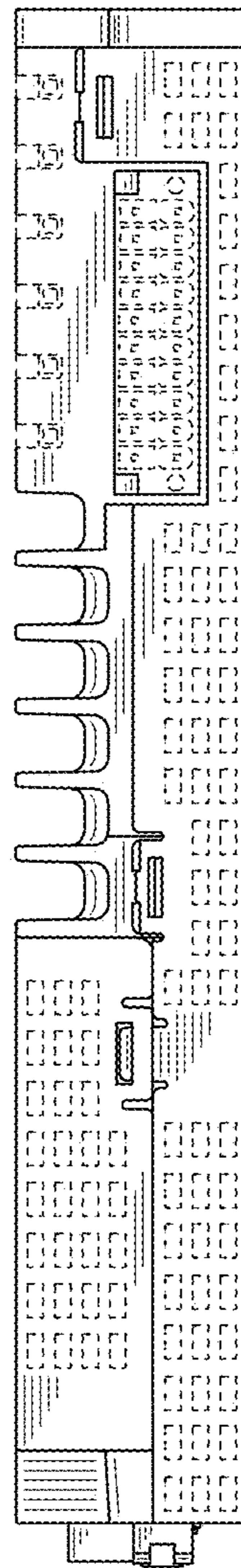


FIG. 6

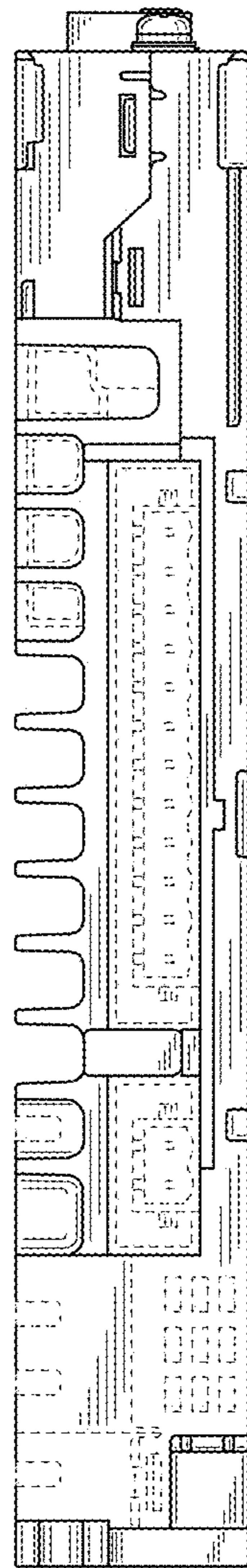


FIG. 7

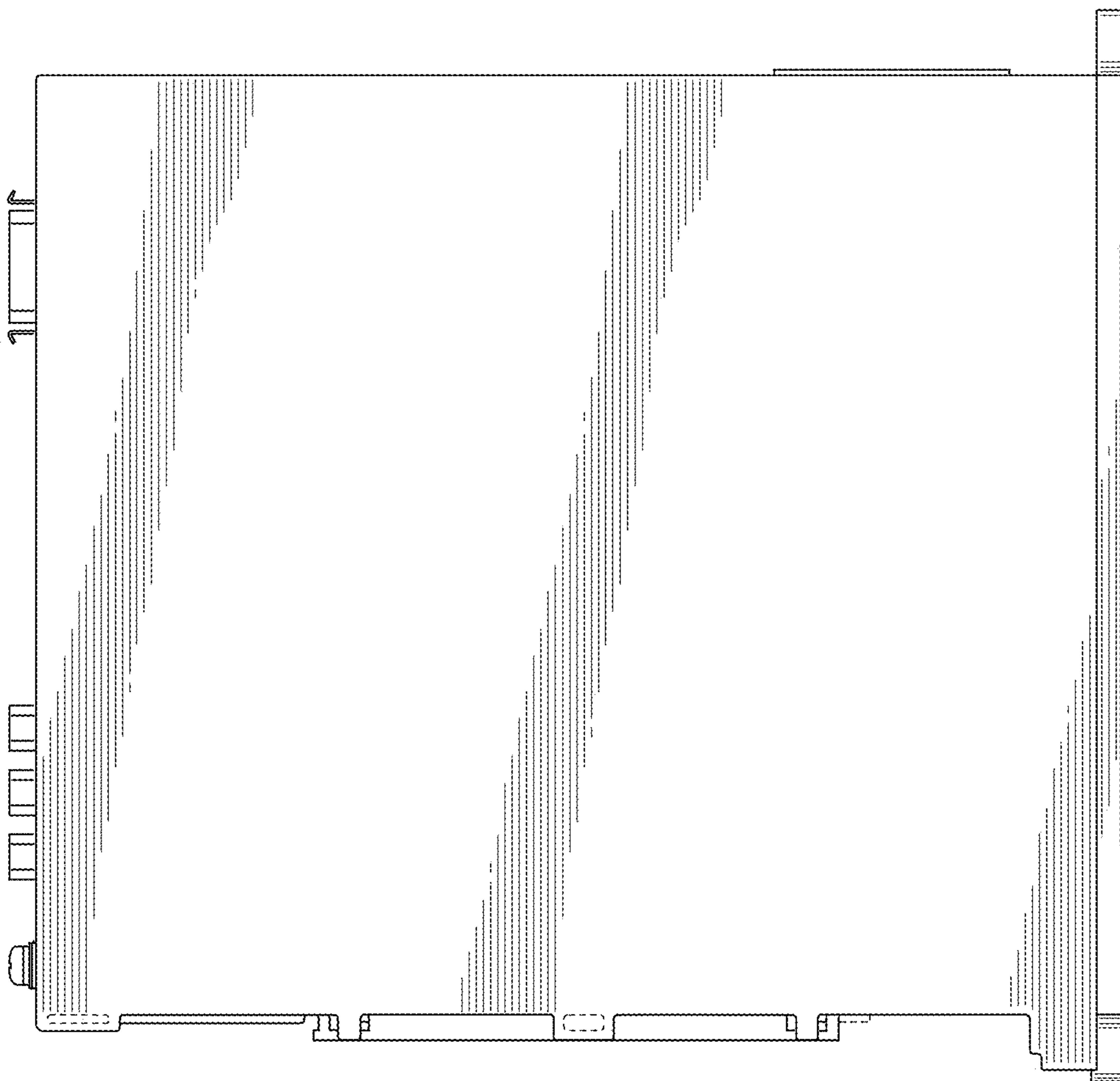


FIG. 8

