



US00D951182S

(12) **United States Design Patent**  
**Gong**

(10) **Patent No.:** **US D951,182 S**

(45) **Date of Patent:** **\*\* May 10, 2022**

(54) **POWER BANK**

(71) Applicant: **SHENZHEN MERPOWER ELECTRONIC CO, LTD**, Shenzhen (CN)

(72) Inventor: **Jianliang Gong**, Shenzhen (CN)

(73) Assignee: **SHENZHEN MERPOWER ELECTRONIC CO, LTD**, Shenzhen (CN)

(\*\*) Term: **15 Years**

(21) Appl. No.: **29/760,669**

(22) Filed: **Dec. 3, 2020**

(51) **LOC (13) Cl.** ..... **13-02**

(52) **U.S. Cl.**  
USPC ..... **D13/107; D13/103**

(58) **Field of Classification Search**  
USPC ..... D13/106–110, 118–119, 184; D14/251, D14/253, 432, 434  
CPC ..... Y02T 90/14; H02J 7/025; H02J 7/0042; H02J 7/0044; H02J 7/0045; H02J 7/0003; H02J 7/0034; H02J 7/1423; H01F 38/14; H01R 13/6675; H01M 10/44; H01M 10/46; H01M 10/425  
See application file for complete search history.

(56) **References Cited**

**U.S. PATENT DOCUMENTS**

D742,822 S \* 11/2015 Ju ..... D13/103  
D821,306 S \* 6/2018 Liu ..... D13/107

D884,609 S \* 5/2020 Gan ..... D13/103  
D896,749 S \* 9/2020 Wu ..... D13/107  
D902,849 S \* 11/2020 Wu ..... D13/107  
D908,085 S \* 1/2021 Liu ..... D13/110  
D908,618 S \* 1/2021 Fu ..... D13/108  
D918,830 S \* 5/2021 Chen ..... D13/103  
D919,572 S \* 5/2021 Lei ..... D13/110  
D934,793 S \* 11/2021 Shu ..... D13/107  
D937,763 S \* 12/2021 Wang ..... D13/107  
D940,654 S \* 1/2022 Lin ..... D13/108  
D943,516 S \* 2/2022 Wang ..... D13/107

\* cited by examiner

*Primary Examiner* — Nathaniel D. Buckner

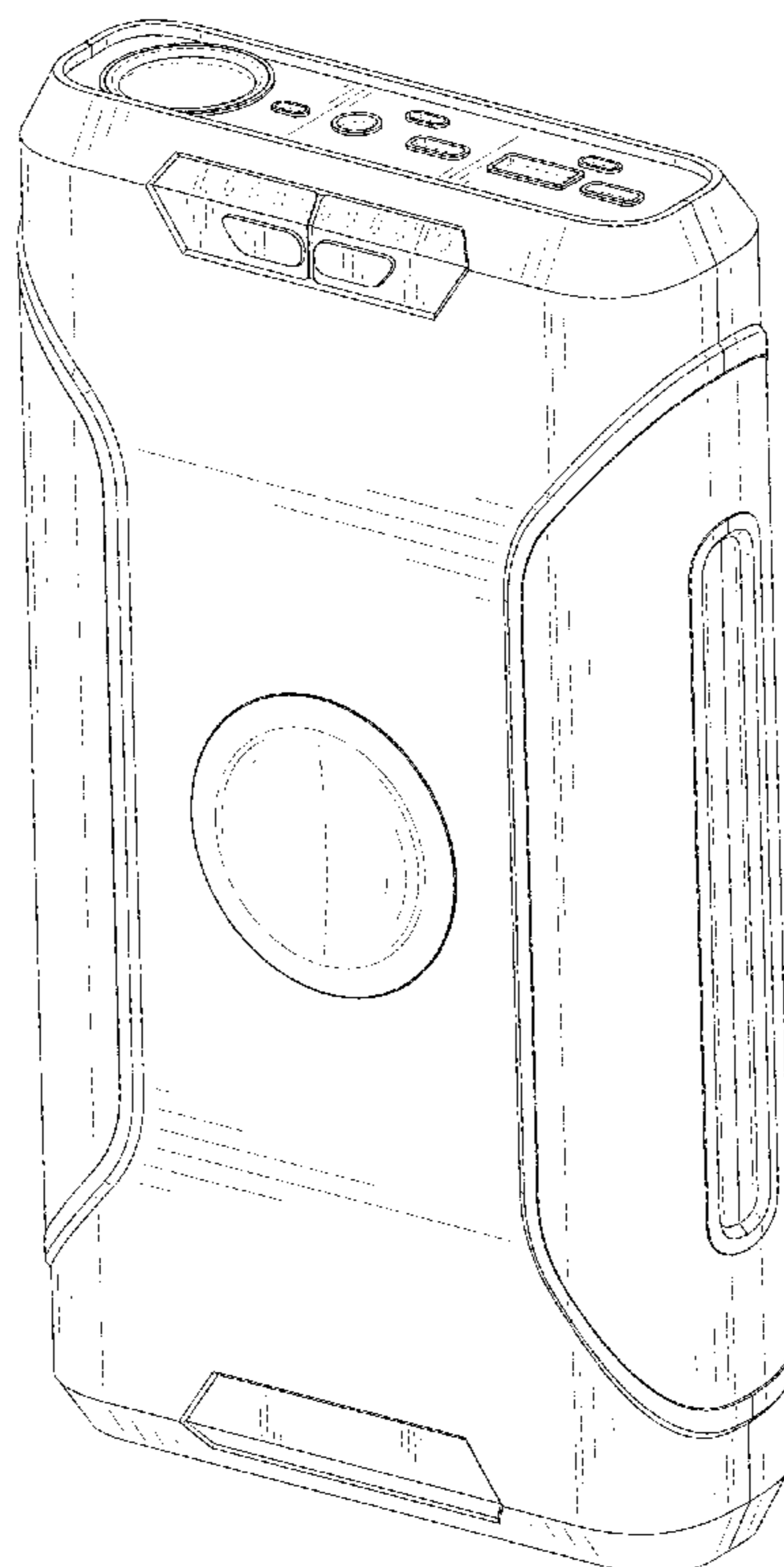
(57) **CLAIM**

The ornamental design for a power bank, as shown and described.

**DESCRIPTION**

FIG. 1 is a perspective view of a power bank showing my new design;  
FIG. 2 is another perspective view thereof;  
FIG. 3 is a front elevational view thereof;  
FIG. 4 is a rear elevational view thereof;  
FIG. 5 is a left side elevational view thereof;  
FIG. 6 is a right side elevational view thereof;  
FIG. 7 is a top plan view thereof; and,  
FIG. 8 is a bottom plan view thereof.  
The broken lines in the drawings depict portions of the power bank that form no part of the claimed design.

**1 Claim, 8 Drawing Sheets**



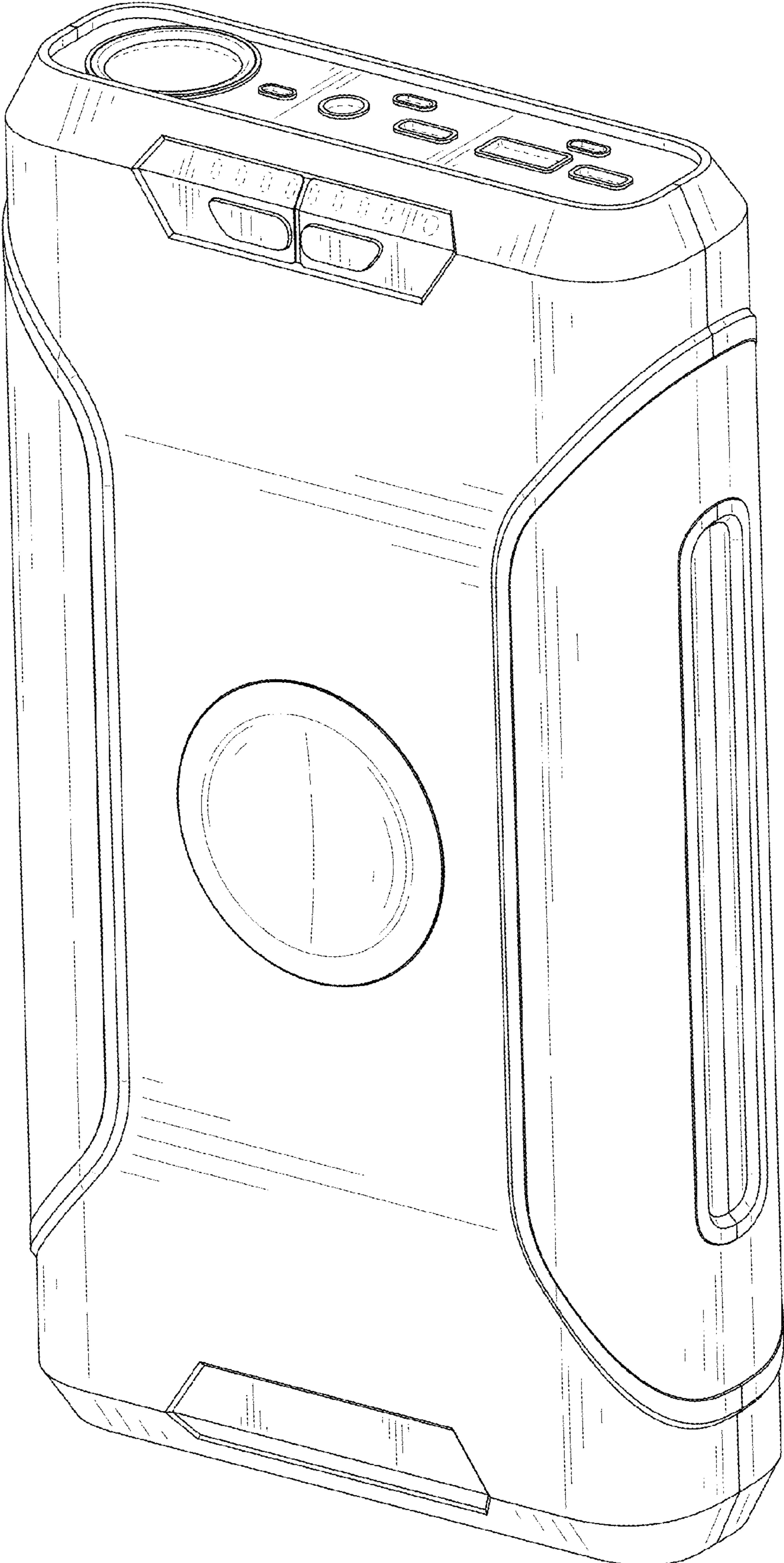


FIG. 1

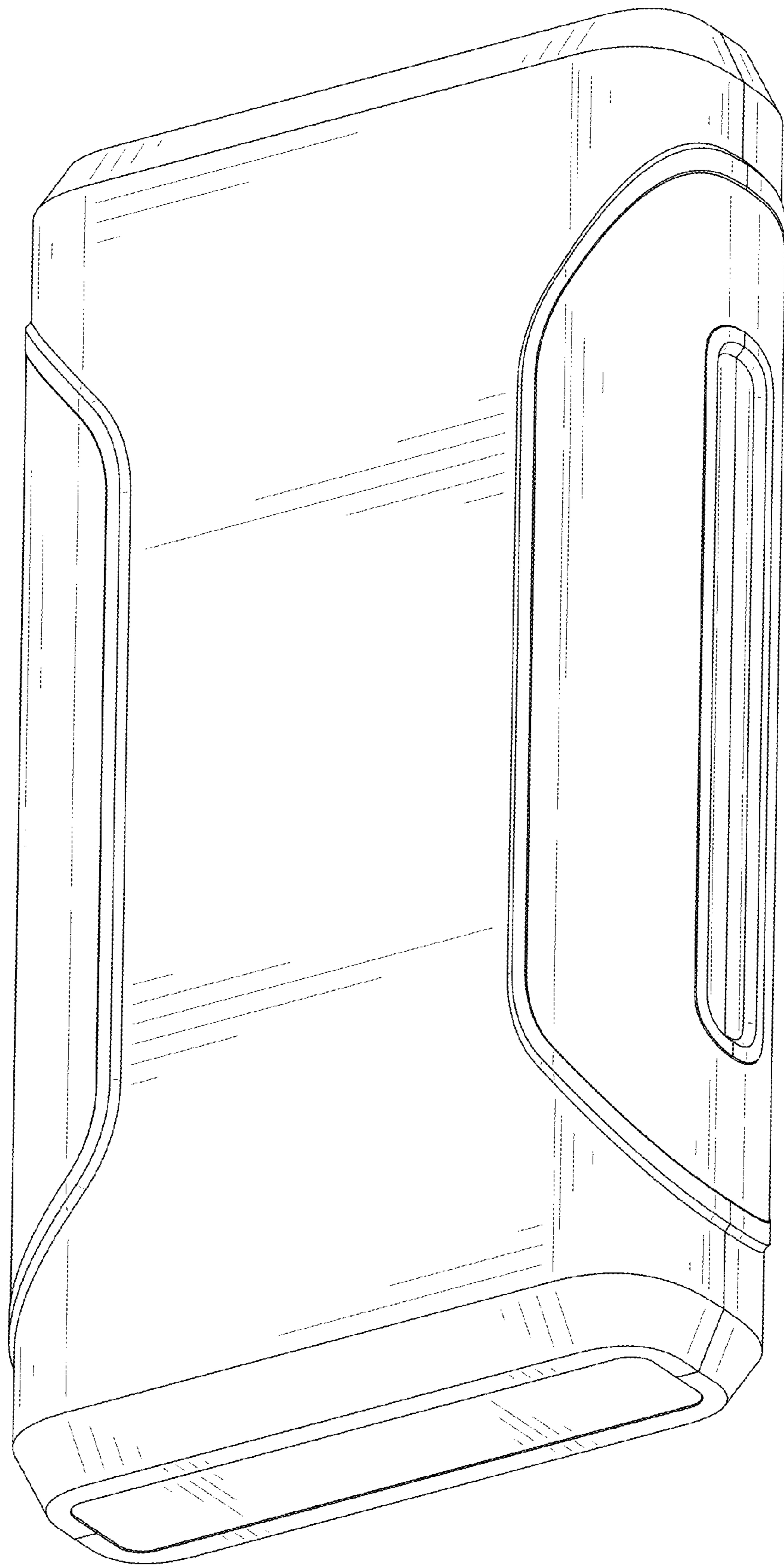


FIG. 2

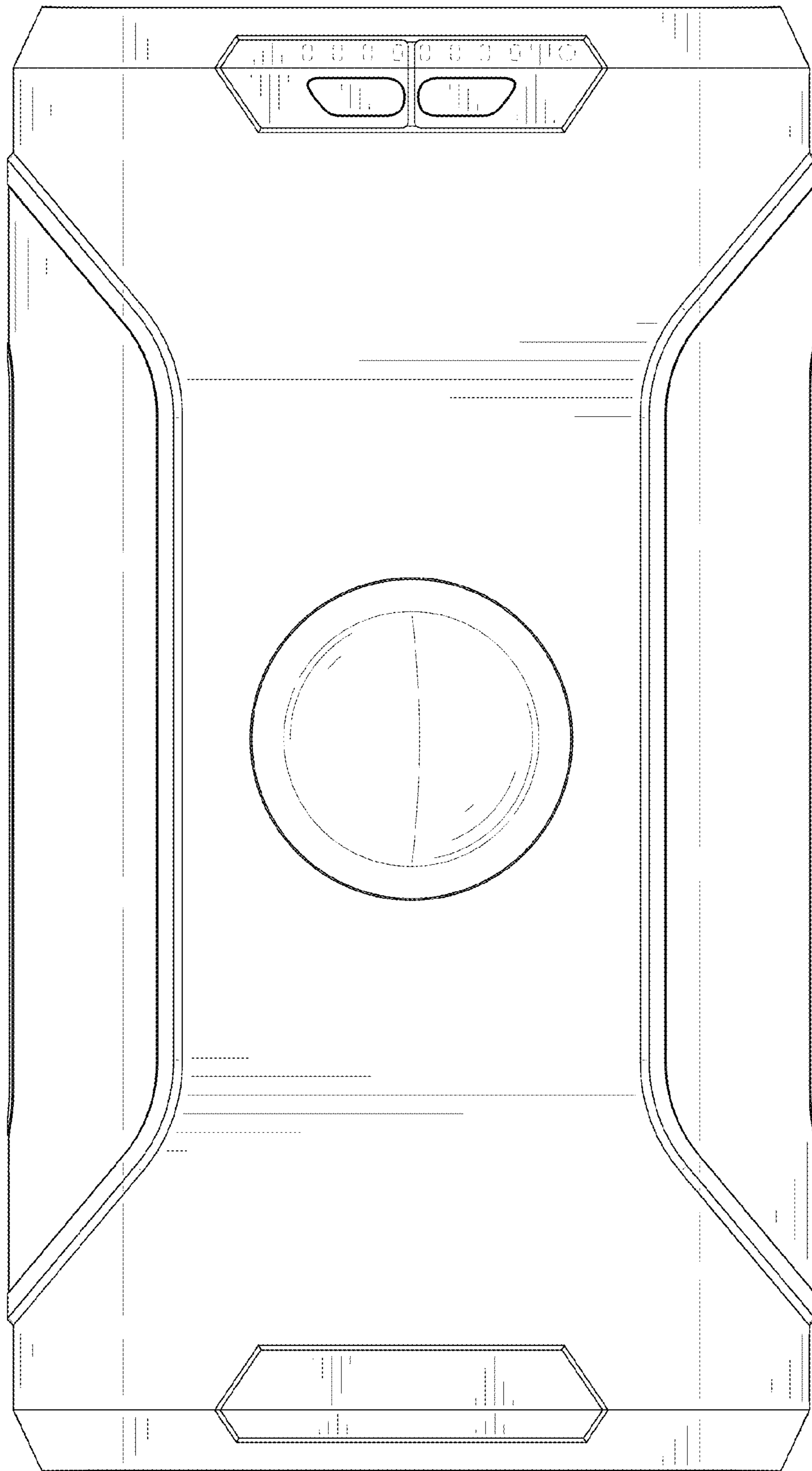


FIG. 3




FIG. 4




FIG. 5




FIG. 6

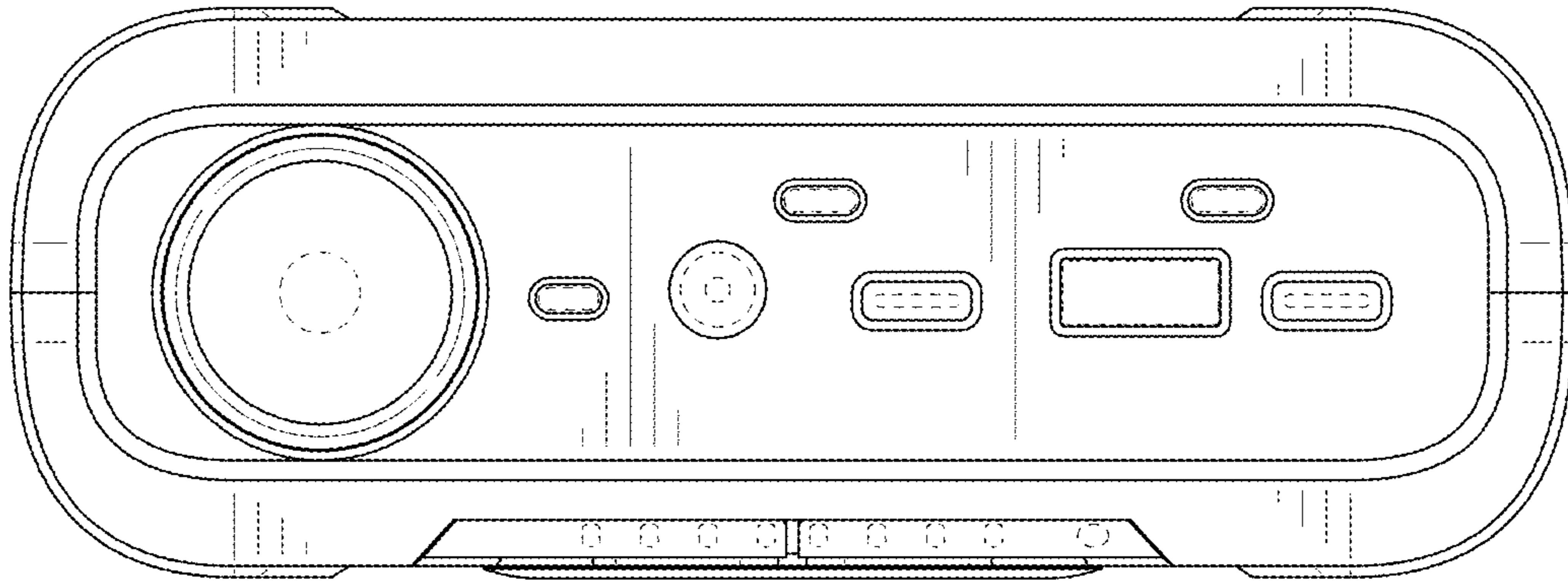


FIG. 7



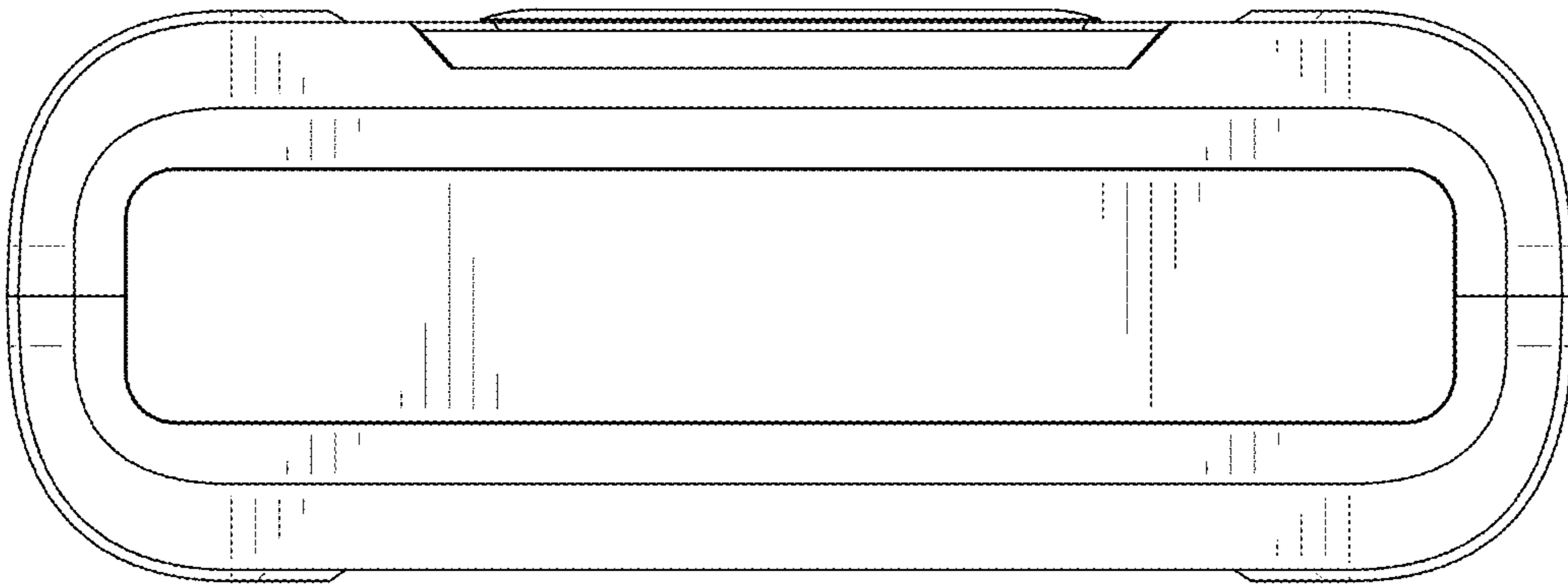


FIG. 8