



US00D951163S

(12) **United States Design Patent** (10) **Patent No.:** **US D951,163 S**  
**Su** (45) **Date of Patent:** **\*\* May 10, 2022**

(54) **LICENSE PLATE HOLDER**  
(71) Applicant: **Shengsheng Su**, Anyang (CN)  
(72) Inventor: **Shengsheng Su**, Anyang (CN)  
(\*\*) Term: **15 Years**  
(21) Appl. No.: **29/798,072**  
(22) Filed: **Jul. 6, 2021**  
(51) **LOC (13) Cl.** ..... **12-16**  
(52) **U.S. Cl.**  
USPC ..... **D12/193**  
(58) **Field of Classification Search**  
USPC ..... D12/193; D6/300, 301, 302, 310, 311,  
D6/312, 313, 314; D20/13  
CPC ..... B60R 13/10; B60R 13/105; B60R 19/24;  
B60R 19/52  
See application file for complete search history.

(56) **References Cited**  
U.S. PATENT DOCUMENTS  
D245,497 S \* 8/1977 Ritch ..... D12/193  
D368,692 S \* 4/1996 Pribble, Sr. .... D12/193  
D396,439 S \* 7/1998 Turnquest ..... D12/193  
D435,819 S \* 1/2001 Spencer ..... D12/193  
D489,031 S 4/2004 Leibman  
D496,312 S \* 9/2004 Sybilrud ..... D12/193

D566,023 S \* 4/2008 Pacleb ..... D12/193  
D599,726 S \* 9/2009 Pacleb ..... D12/193  
D718,690 S \* 12/2014 Marksteiner ..... D12/193  
D822,566 S \* 7/2018 Parnell ..... D12/193  
D834,479 S \* 11/2018 Spencer ..... D12/193  
D839,159 S 1/2019 Clarke  
D892,011 S \* 8/2020 Melrose ..... D12/193  
D894,806 S \* 9/2020 Guo ..... D12/187  
D896,145 S \* 9/2020 Melrose ..... D12/193  
D906,916 S \* 1/2021 Tsai ..... D12/193

\* cited by examiner

*Primary Examiner* — Natasha Vujcic

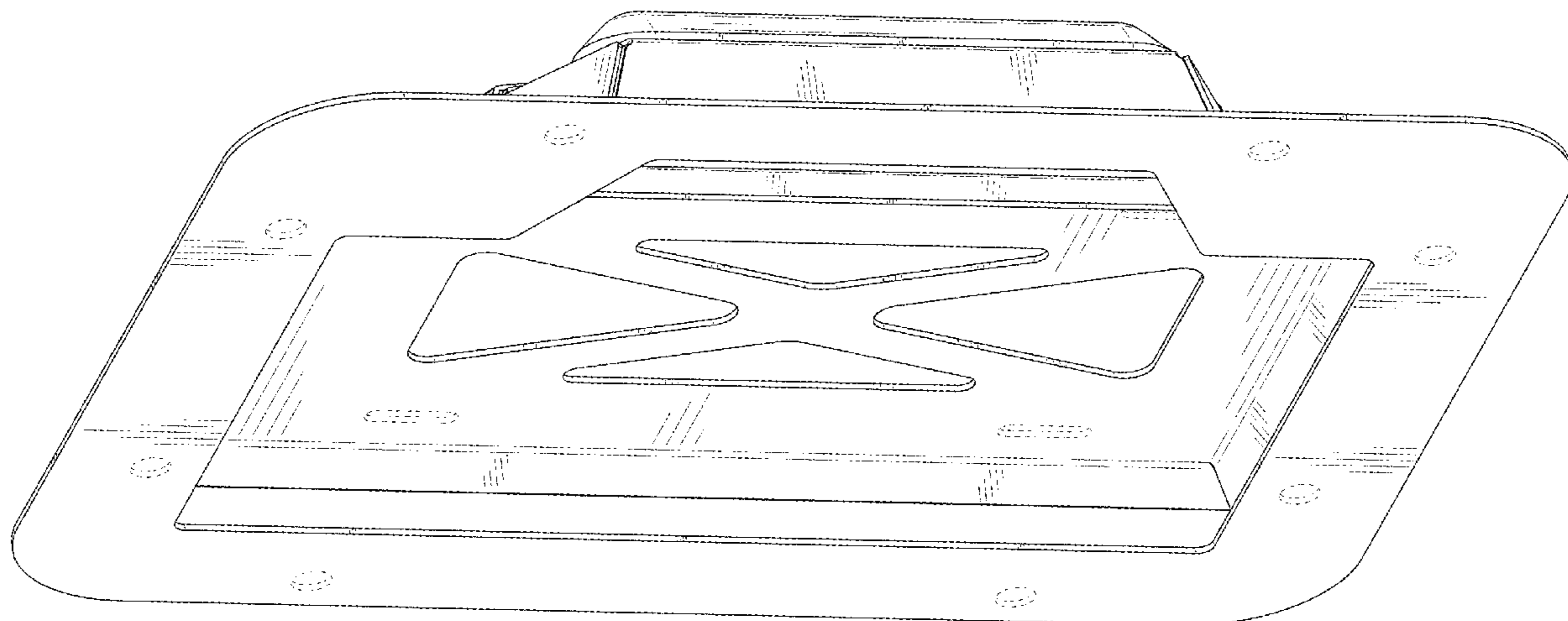
(57) **CLAIM**

The ornamental design for a license plate holder, as shown and described.

**DESCRIPTION**

FIG. 1 is a perspective view of a license plate holder showing my new design;  
FIG. 2 is another perspective view thereof;  
FIG. 3 is a front elevational view thereof;  
FIG. 4 is a rear elevational view thereof;  
FIG. 5 is a left side elevational view thereof;  
FIG. 6 is a right side elevational view thereof;  
FIG. 7 is a top plan view thereof; and,  
FIG. 8 is a bottom plan view thereof.  
The broken lines in the drawings depict portions of the license plate holder that form no part of the claimed design.

**1 Claim, 8 Drawing Sheets**



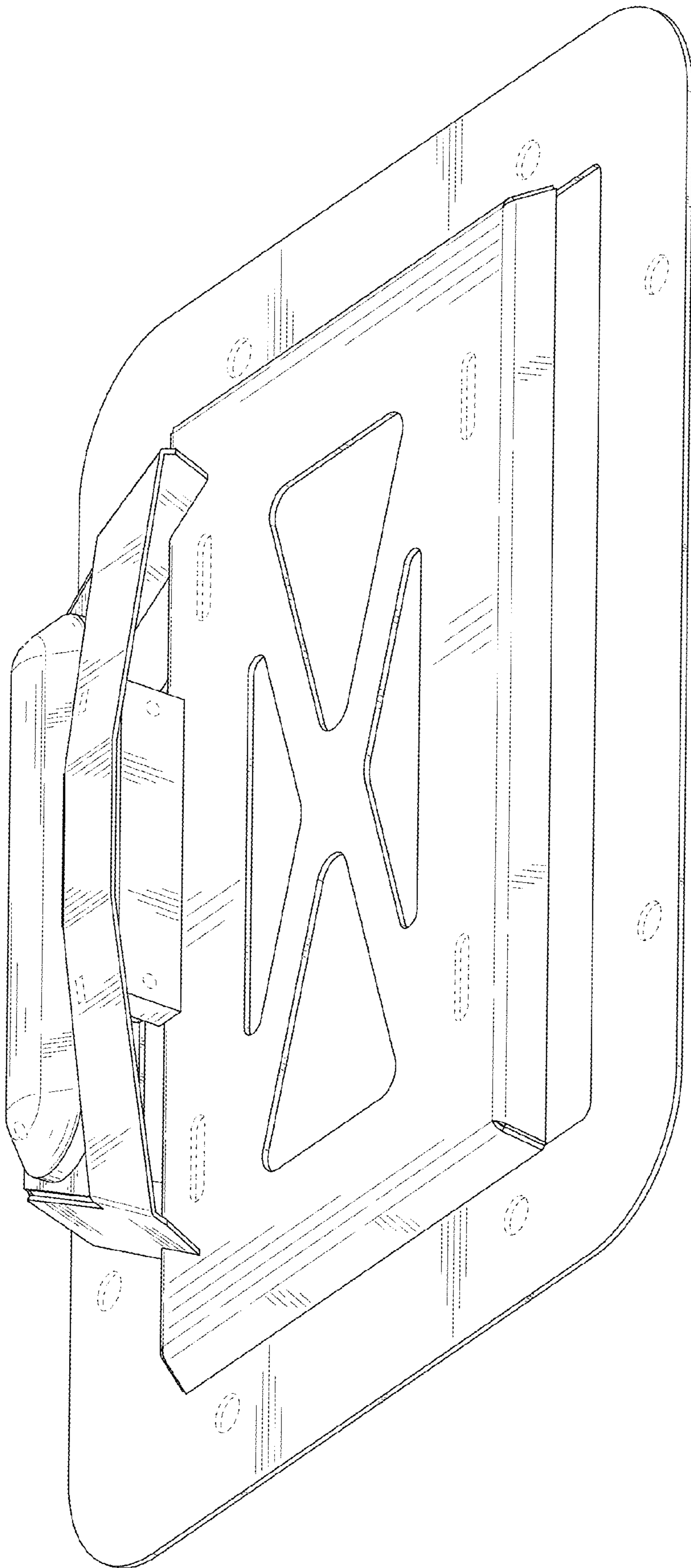


FIG. 1




FIG. 2

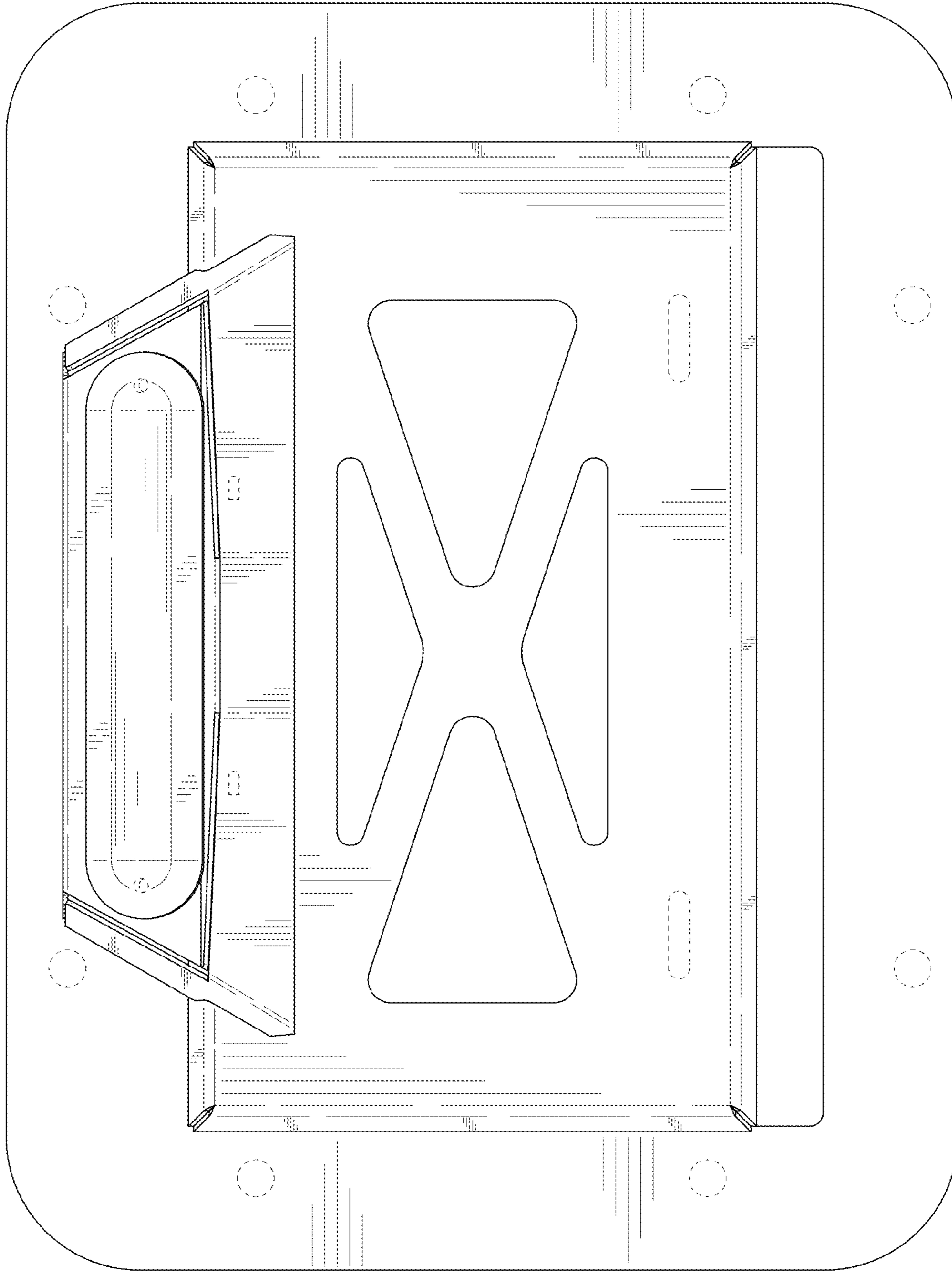


FIG. 3

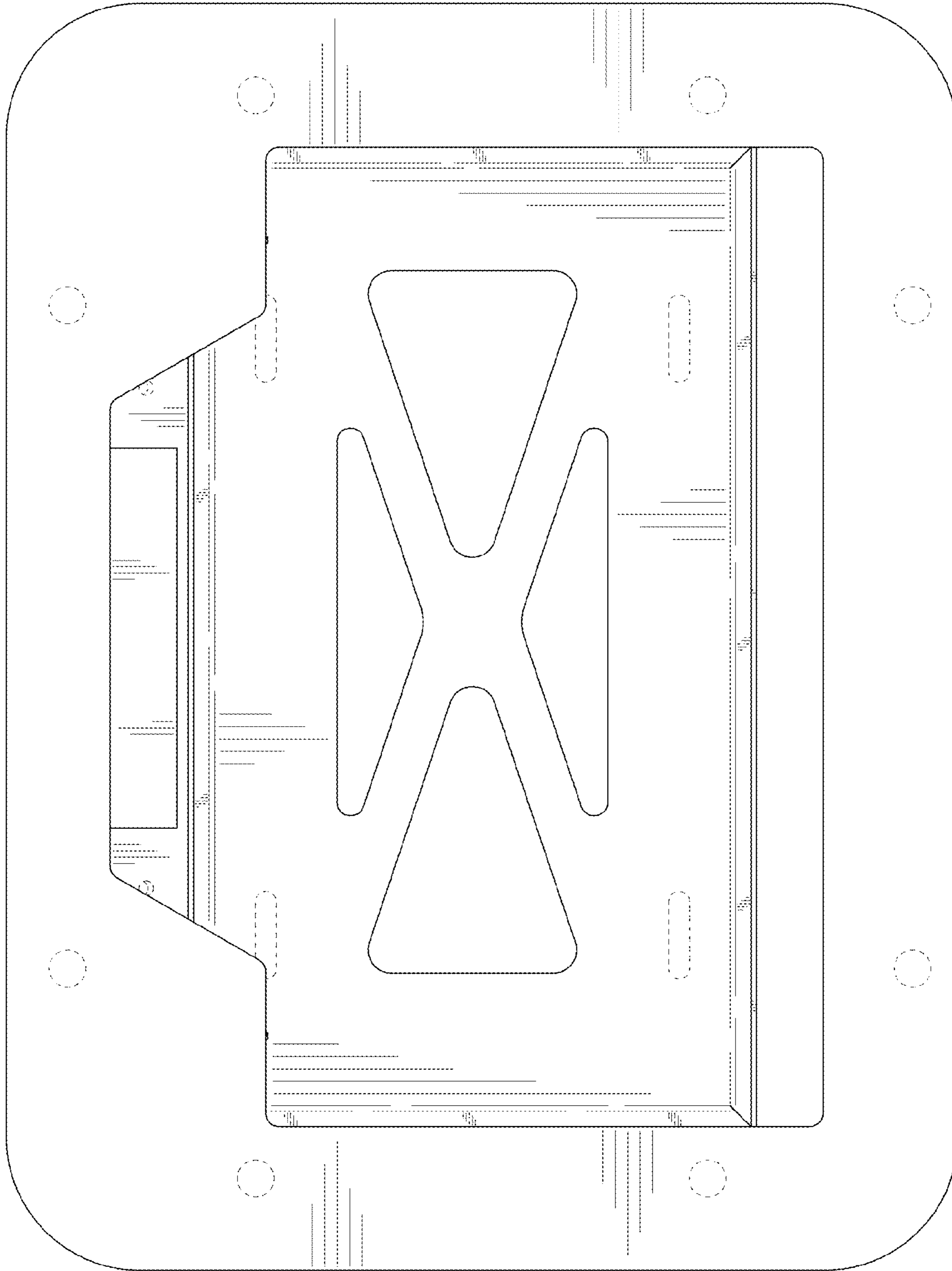


FIG. 4

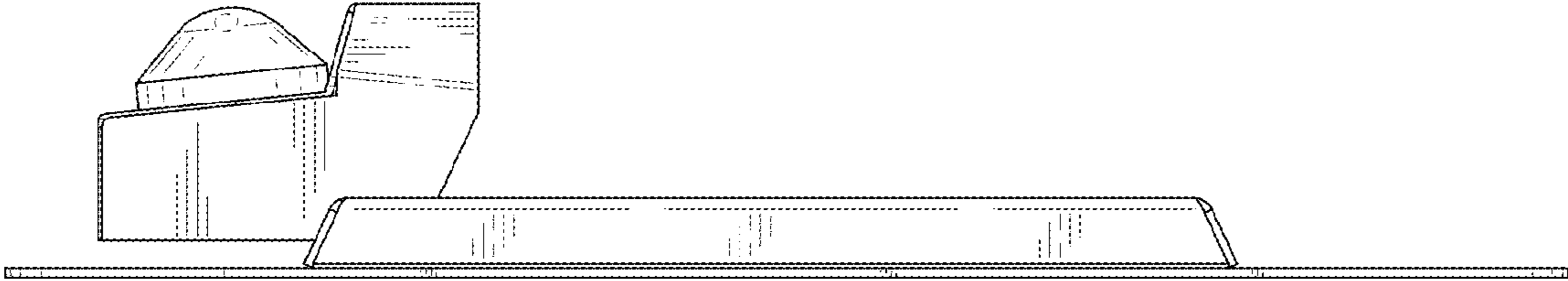


FIG. 5

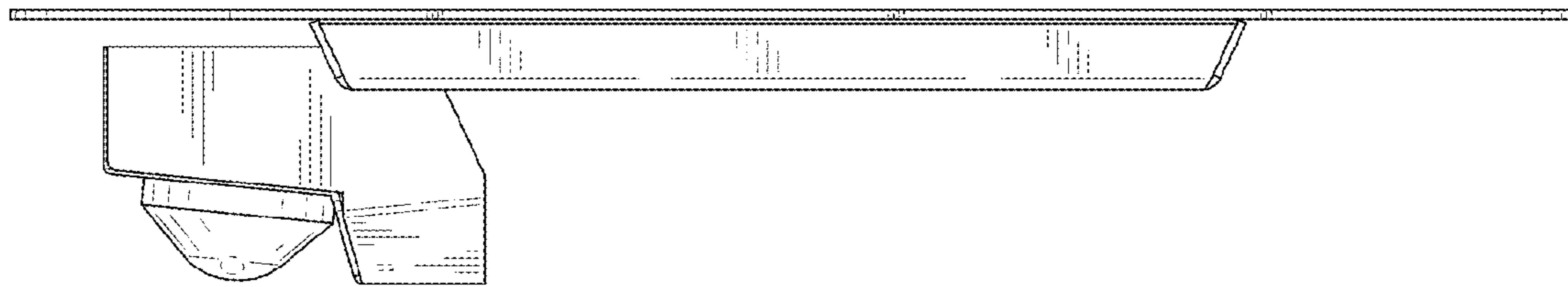


FIG. 6

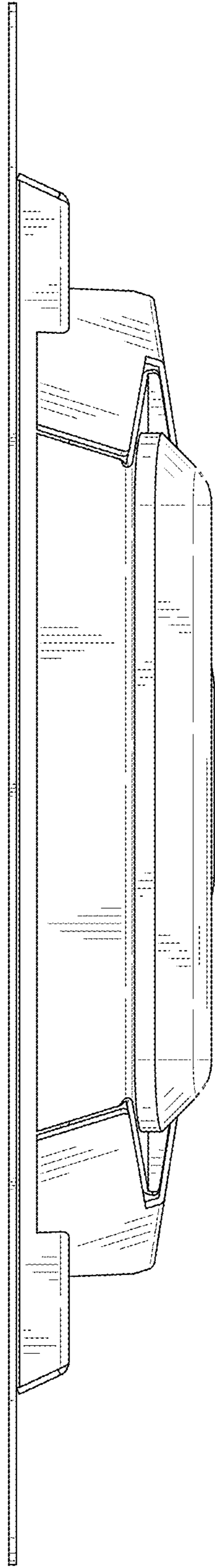


FIG. 7



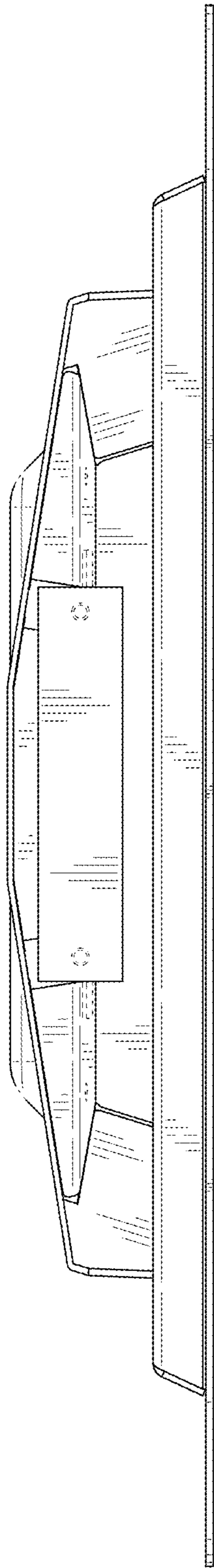


FIG. 8