



US00D951142S

(12) **United States Design Patent** (10) **Patent No.:** **US D951,142 S**
Schmölz (45) **Date of Patent:** **** May 10, 2022**

(54) **MOTOR VEHICLE, TOY REPLICA AND/OR OTHER REPLICA**

(71) Applicant: **Dr. Ing. h.c. F. Porsche Aktiengesellschaft, Stuttgart (DE)**

(72) Inventor: **Fabian Schmölz, Althengstett (DE)**

(73) Assignee: **Dr. Ing. h.c. F. Porsche Aktiengesellschaft**

(**) Term: **15 Years**

(21) Appl. No.: **29/732,639**

(22) Filed: **Apr. 27, 2020**

(30) **Foreign Application Priority Data**

Oct. 28, 2019 (DE) 402019101156.0

(51) **LOC (13) Cl.** **12-08**

(52) **U.S. Cl.**
USPC **D12/92**

(58) **Field of Classification Search**
USPC D12/86, 90-92, 164; D21/433, 434, D21/531-535, 550; 296/181.1-181.5, 296/183.1
CPC B62D 25/00; B62D 25/06; B62D 33/00; B62D 35/00
See application file for complete search history.

(56) **References Cited**

U.S. PATENT DOCUMENTS

D696,159 S 12/2013 Borkert
D697,453 S 1/2014 Borkert
D702,152 S 4/2014 Borkert

D712,790 S 9/2014 Scheinhütte
D712,791 S 9/2014 Scheinhütte
D715,196 S 10/2014 Yamashita
D763,736 S * 8/2016 Varga D12/92
D763,737 S * 8/2016 Varga D12/92
D790,401 S 6/2017 Scheinhütte
D805,432 S 12/2017 Scheinhütte
D805,433 S 12/2017 Scheinhütte
D826,781 S 8/2018 Scheinhütte
D834,455 S * 11/2018 Yamashita D12/92
D857,556 S 8/2019 Scheinhütte
D858,354 S 9/2019 Scheinhütte
D858,355 S 9/2019 Scheinhütte
D867,932 S * 11/2019 Yamashita D12/92
D933,138 S * 10/2021 Lenglin D21/548

* cited by examiner

Primary Examiner — Melody N Brown

(74) *Attorney, Agent, or Firm* — RatnerPrestia

(57) **CLAIM**


The ornamental design for a motor vehicle, toy replica and/or other replica, as shown and described.

DESCRIPTION

FIG. 1 is a front perspective view of a motor vehicle, toy replica and/or other replica showing my new design; FIG. 2 is a rear perspective view thereof; FIG. 3 is a front elevation view thereof; FIG. 4 is a rear elevation view thereof; FIG. 5 is a left side view thereof, the right side being a mirror image thereof; and, FIG. 6 is a top plan view thereof.

The broken lines shown throughout the drawing views are for environmental and illustrative purposes that form no part of the claimed design.

1 Claim, 6 Drawing Sheets



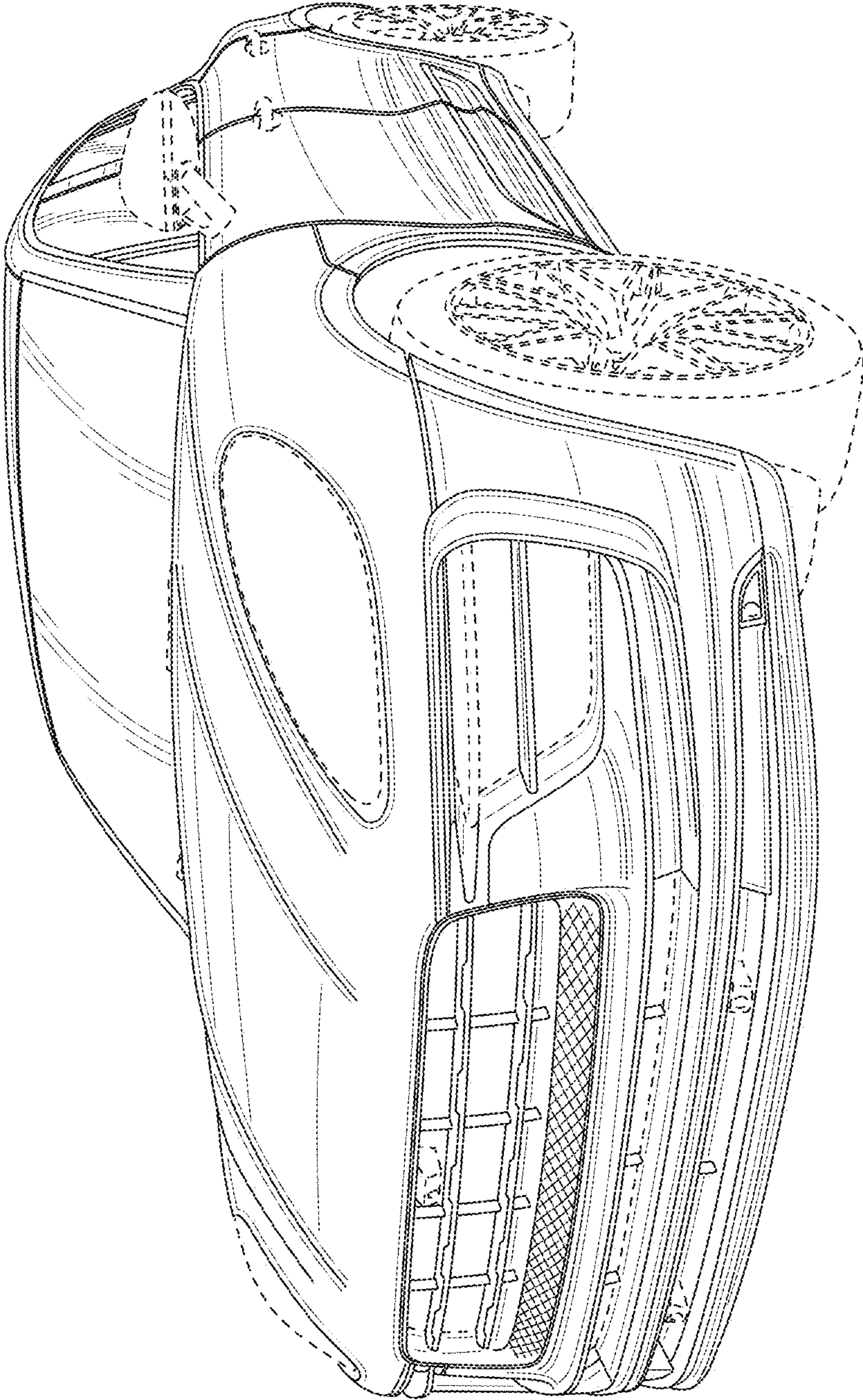


FIG. 1

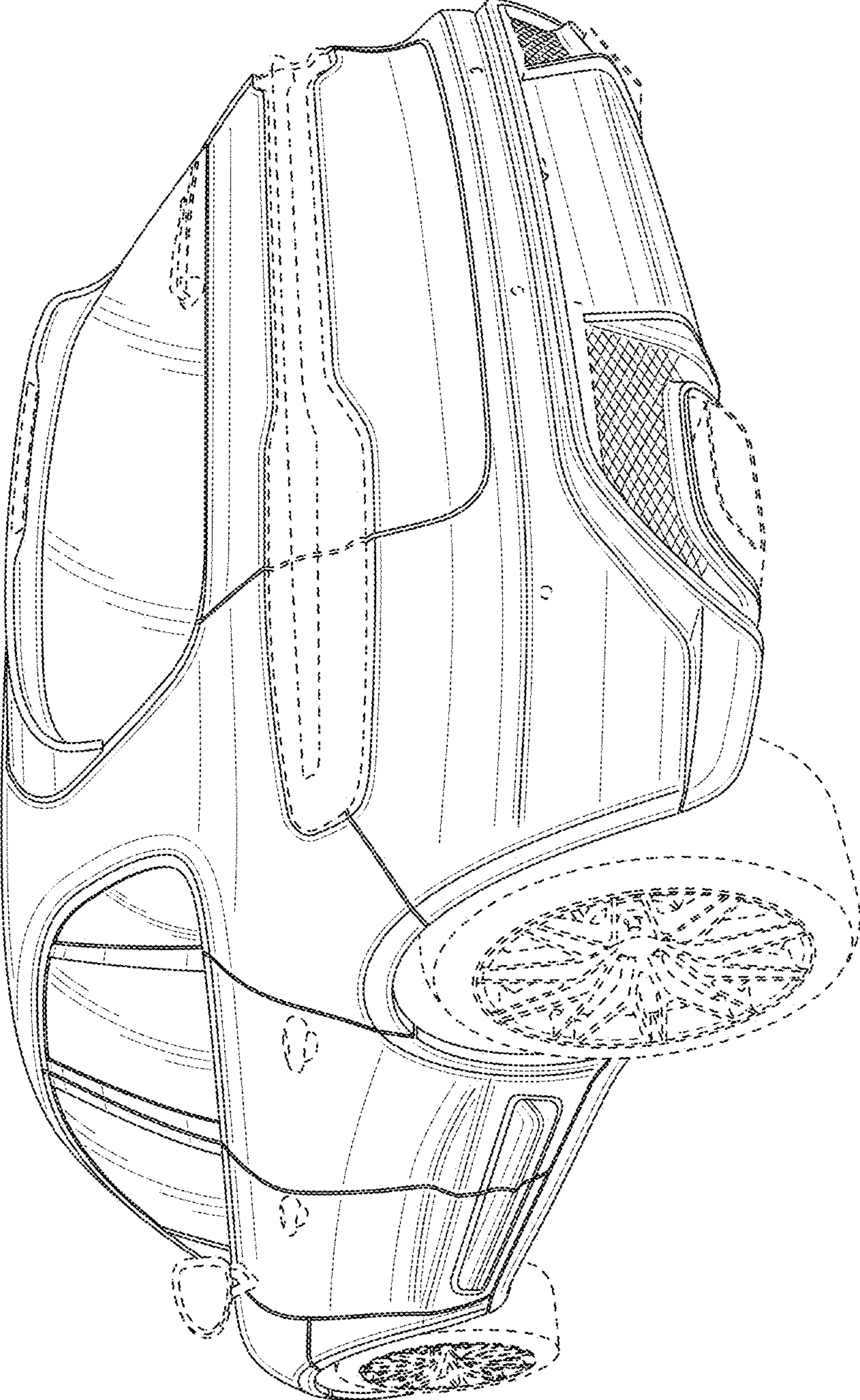


FIG. 2




FIG. 3

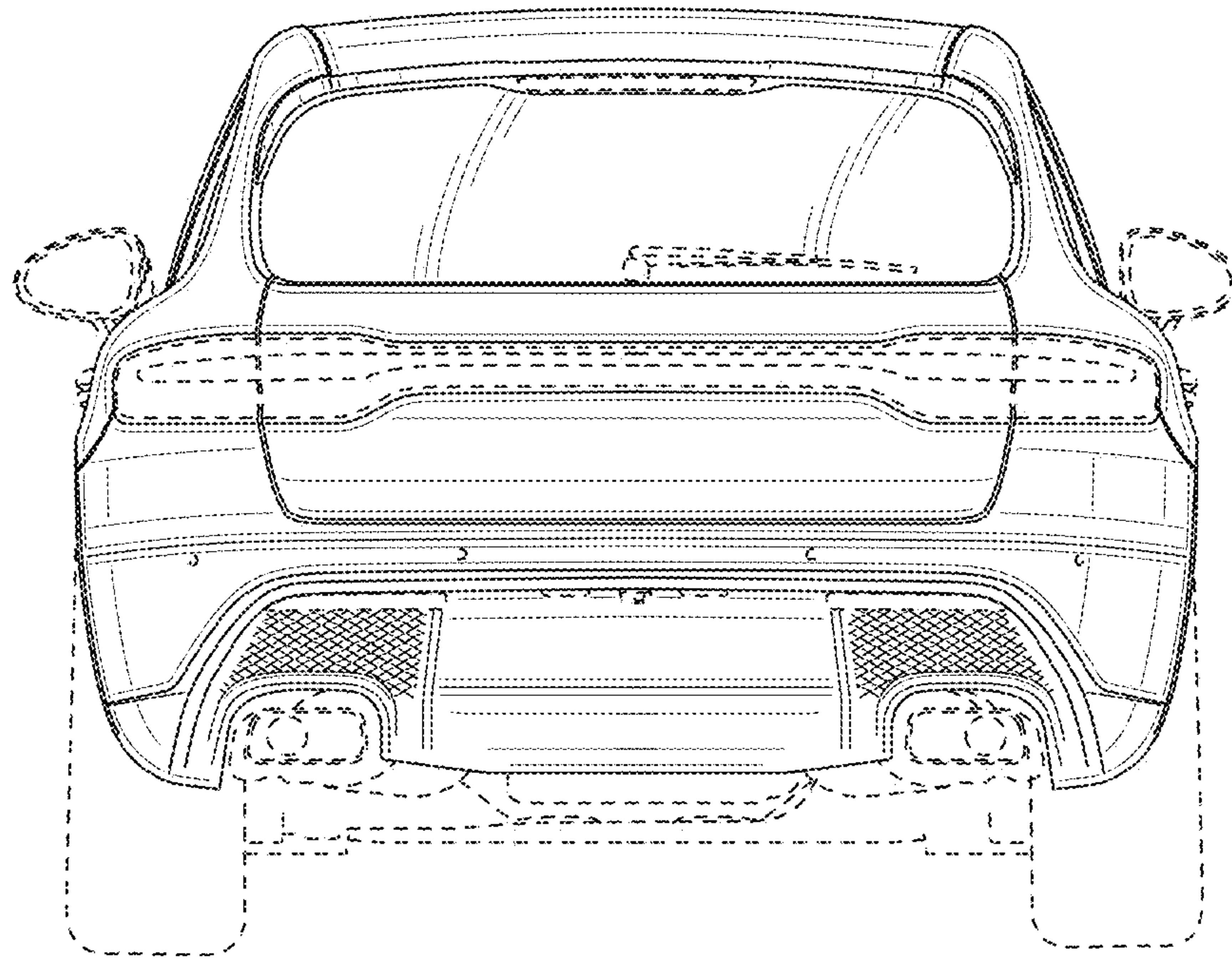


FIG. 4

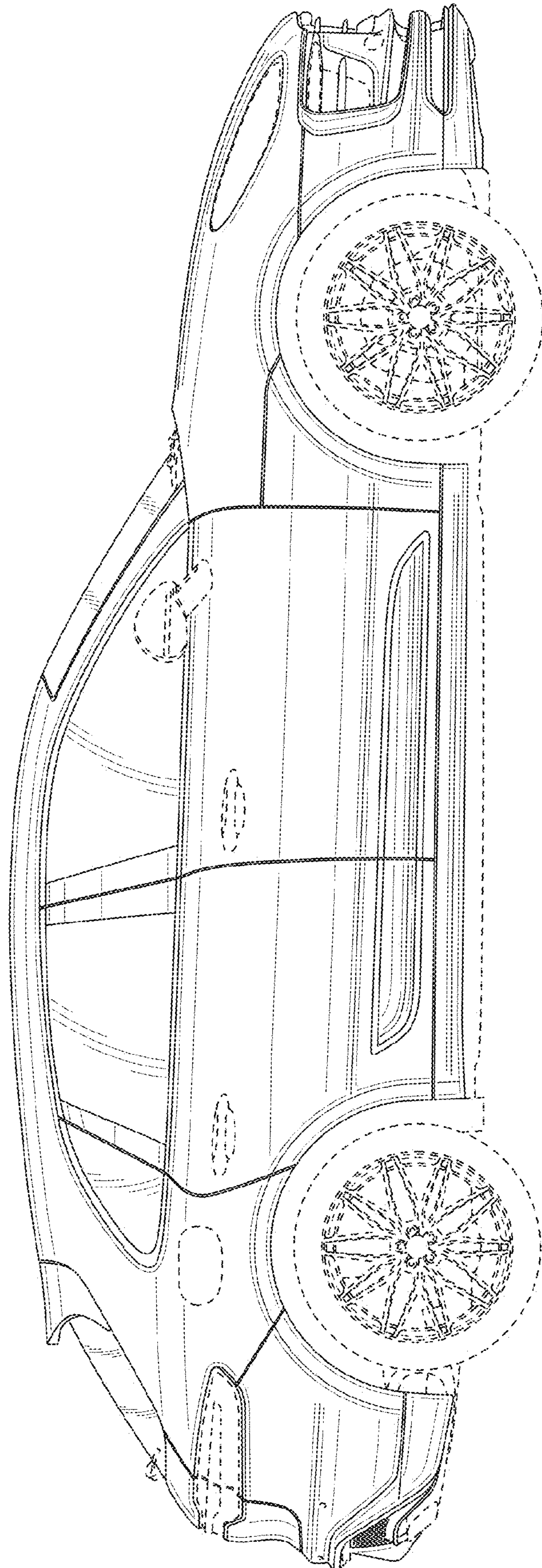


FIG. 5

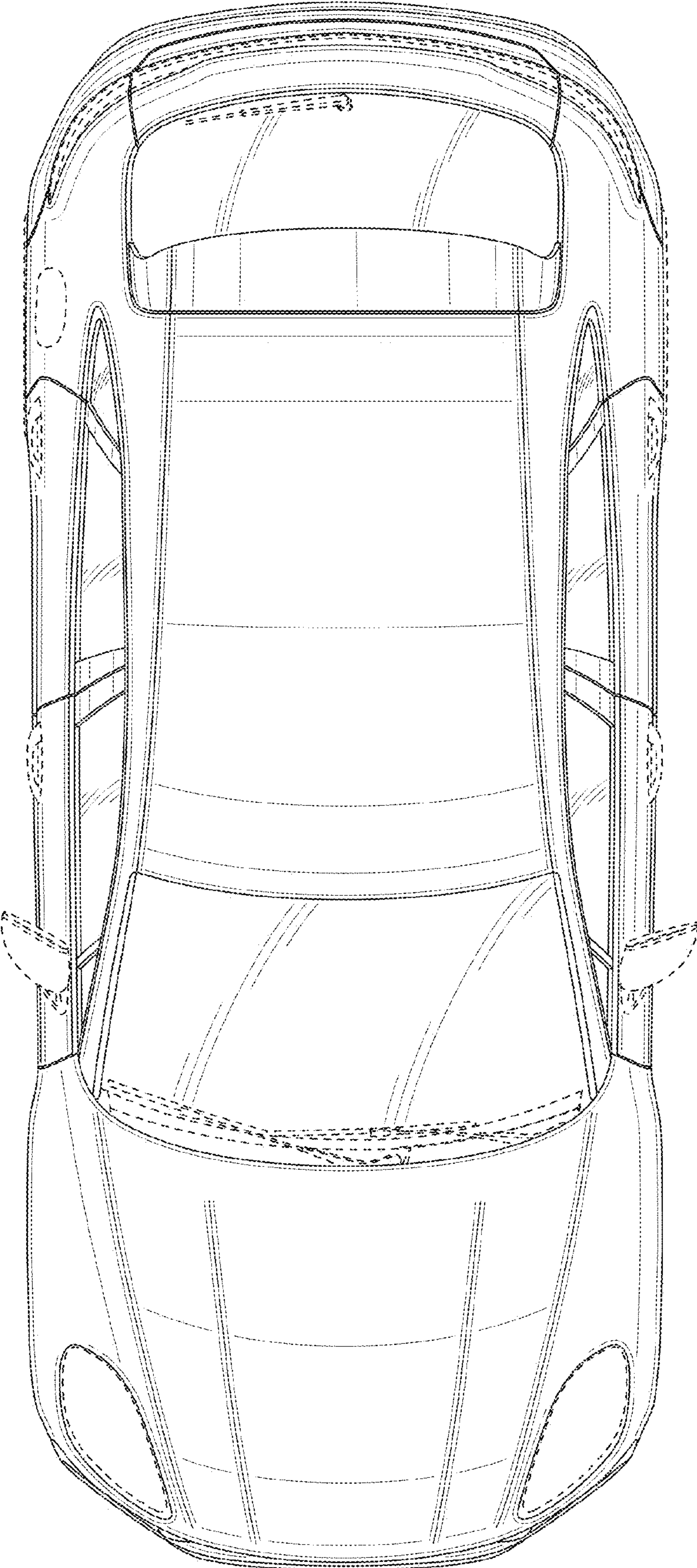


FIG. 6