



US00D951125S

(12) **United States Design Patent** (10) **Patent No.:** **US D951,125 S**
Xia (45) **Date of Patent:** **** May 10, 2022**

(54) **WATCH STRAP**
(71) Applicant: **Guiqing Xia**, Nanyang (CN)
(72) Inventor: **Guiqing Xia**, Nanyang (CN)
(**) Term: **15 Years**
(21) Appl. No.: **29/758,357**
(22) Filed: **Nov. 13, 2020**
(51) **LOC (13) Cl.** **11-01**
(52) **U.S. Cl.**
USPC **D11/3**
(58) **Field of Classification Search**
USPC D11/1-6; D10/30, 32, 38, 70; D14/344
CPC A44C 5/00; A44C 5/0007; A44C 5/0015;
A44C 5/0053; A44C 5/12; A44C 5/16;
A44C 5/2052; G06F 1/163
See application file for complete search history.

D839,121 S * 1/2019 Liu D11/3
D840,860 S * 2/2019 Zhang D11/3
D841,512 S * 2/2019 Paschke D11/3
D848,286 S * 5/2019 Behling D10/32
D848,865 S * 5/2019 Behling D10/32
D849,564 S * 5/2019 Behling D10/32
D850,936 S * 6/2019 Behling D10/32
D875,555 S * 2/2020 Komulainen D10/32
D881,059 S * 4/2020 Schowalter D11/3
D881,739 S * 4/2020 Deng et al.
D883,840 S * 5/2020 Schowalter D11/3
D889,304 S * 7/2020 Paschke D11/3
D911,205 S * 2/2021 Chung D11/3
D917,325 S * 4/2021 Li D11/3
2018/0235327 A1* 8/2018 Bayley A44C 5/0053

* cited by examiner

Primary Examiner — Llorellys Martinez

(57) **CLAIM**

The ornamental design for a watch strap, as shown and described.

(56) **References Cited**

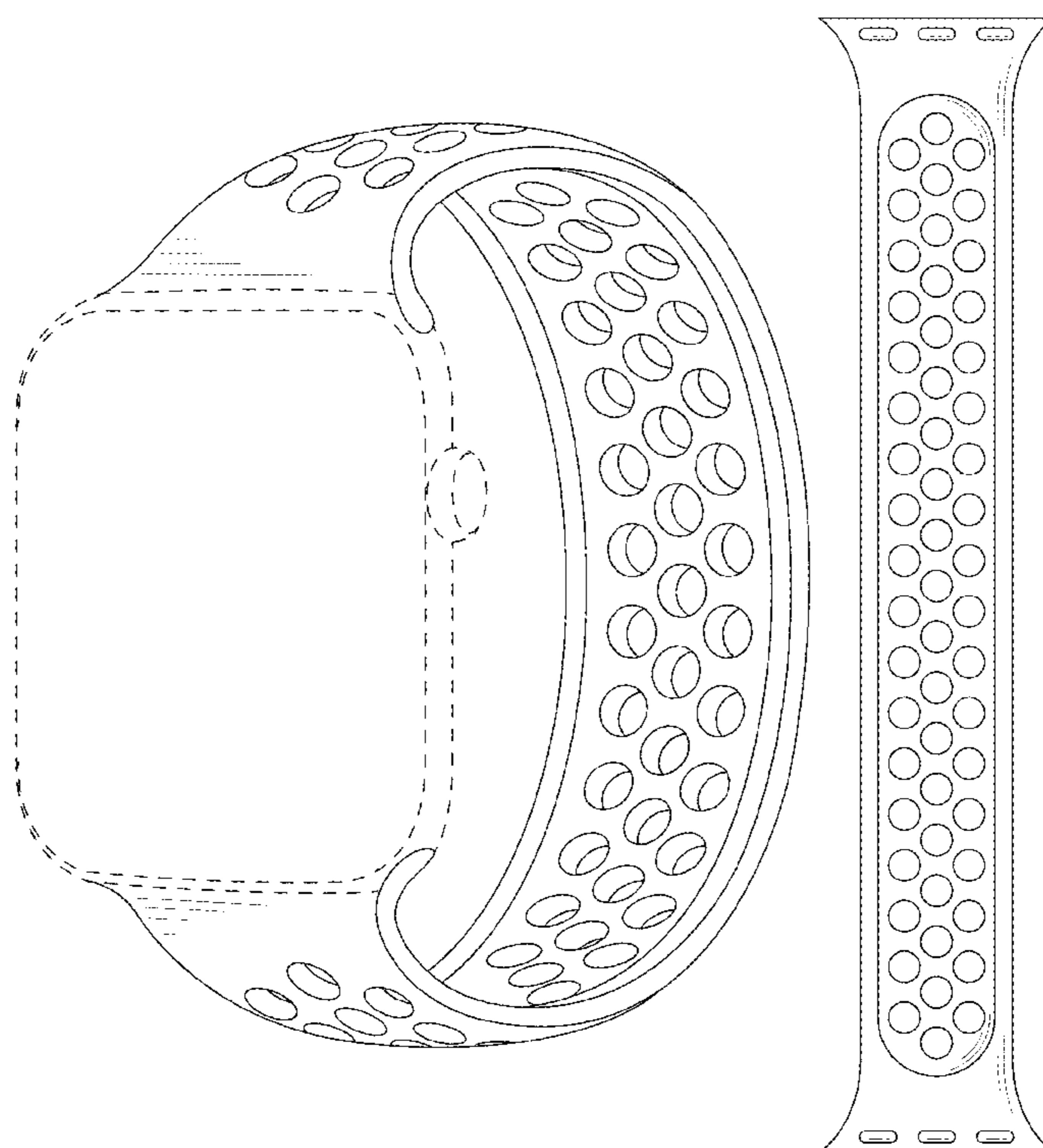
U.S. PATENT DOCUMENTS

D285,422 S * 9/1986 Grimes D10/32
D349,257 S * 8/1994 Polenberg D11/3
D718,171 S * 11/2014 Fakesch D11/3
D726,056 S * 4/2015 Riddiford D11/3
D728,407 S * 5/2015 Cerrato
D756,832 S * 5/2016 Riddiford D11/3
D765,072 S * 8/2016 Kwon D14/344
D793,269 S * 8/2017 Magniez D11/3
D793,270 S * 8/2017 Riddiford D11/3
D821,246 S * 6/2018 Akana D11/3
D831,521 S * 10/2018 Hodge D11/3
D836,477 S * 12/2018 Peng D11/3
D836,478 S * 12/2018 Wright D11/3

DESCRIPTION

FIG. 1 is a perspective view of a watch strap showing my new design;
FIG. 2 is a front view thereof;
FIG. 3 is a rear view thereof;
FIG. 4 is a left side view thereof;
FIG. 5 is a right side view thereof;
FIG. 6 is a top plan view thereof; and,
FIG. 7 is a bottom plan view thereof.
The broken lines in FIG. 1 illustrate environment subject matter only and form no part of the claimed design.

1 Claim, 4 Drawing Sheets



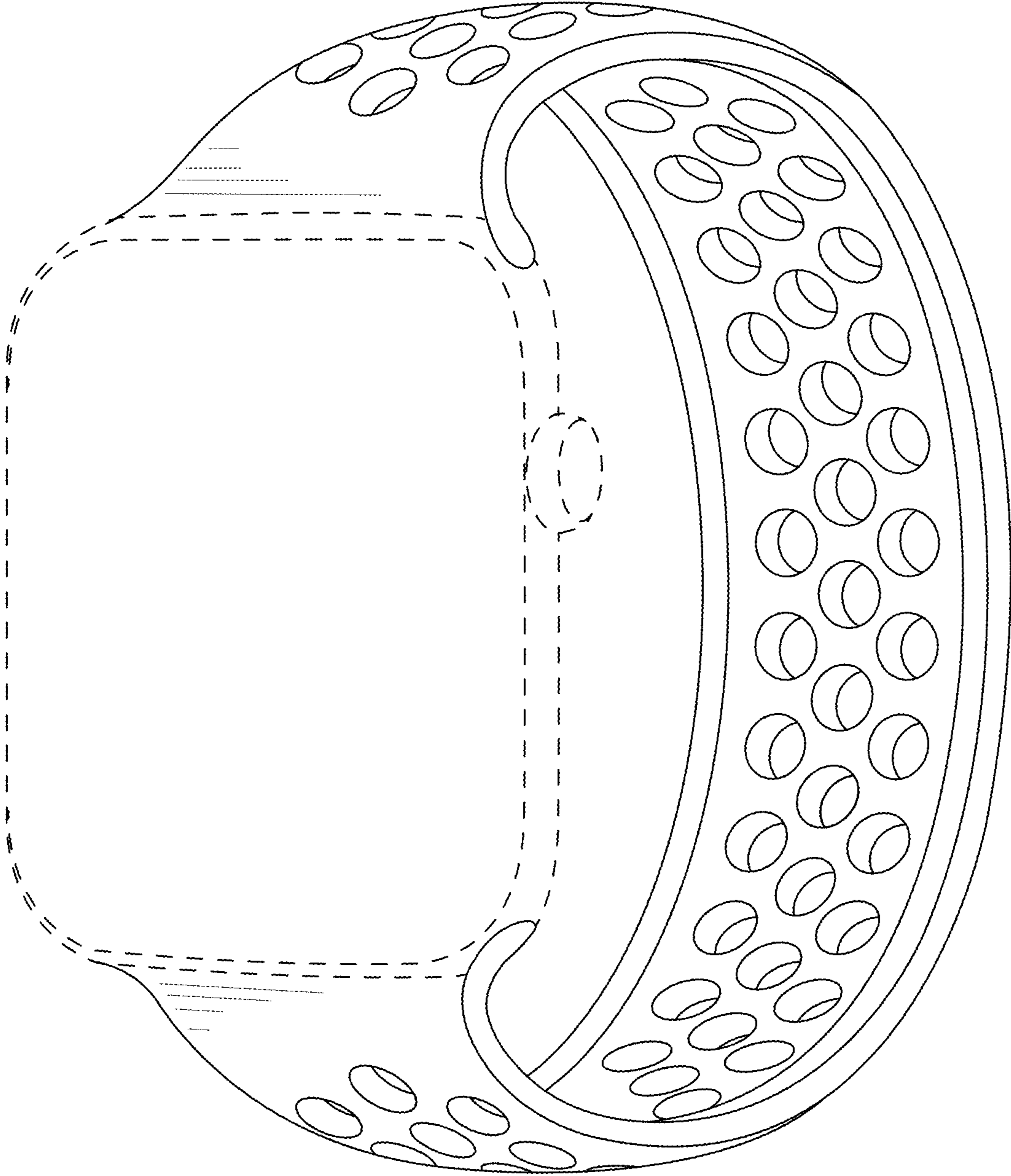


FIG. 1

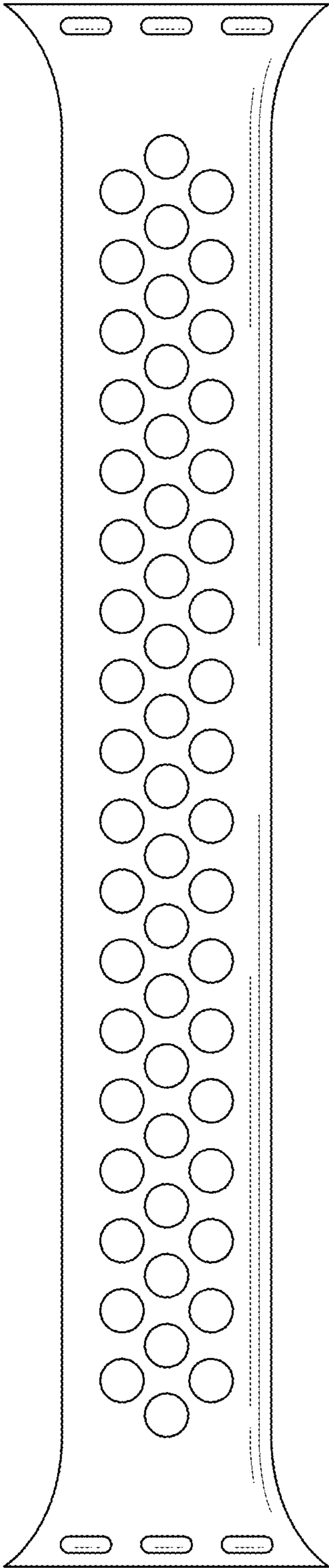


FIG. 2

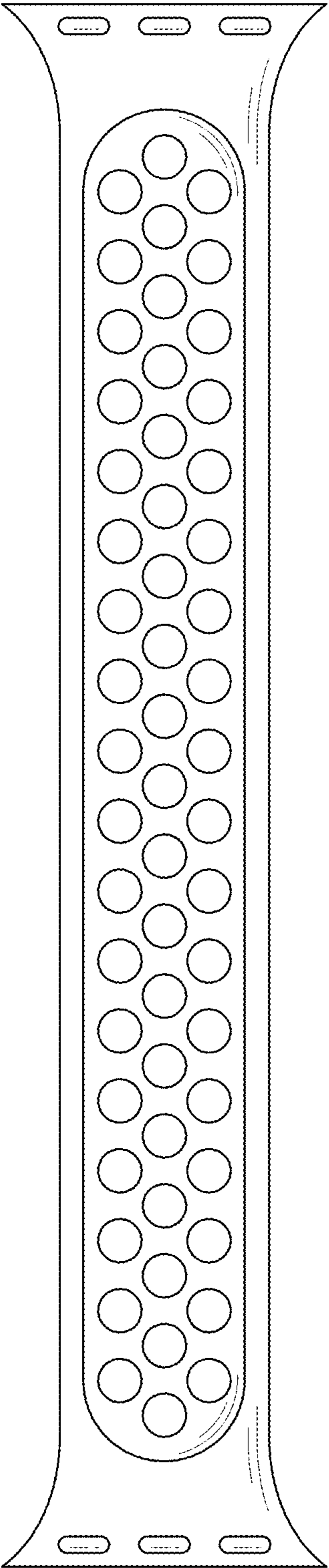


FIG. 3




FIG. 4




FIG. 5




FIG. 6



FIG. 7