



US00D951105S

(12) **United States Design Patent** (10) **Patent No.:** **US D951,105 S**
Liu et al. (45) **Date of Patent:** **** May 10, 2022**

(54) **CONTAINER**

(71) Applicant: **PepsiCo, Inc.**, Purchase, NY (US)

(72) Inventors: **Liang Liu**, Brooklyn, NY (US); **Koby Hebborn Trout**, Brooklyn, NY (US); **Klaus Rosburg**, Brooklyn, NY (US)

(73) Assignee: **PepsiCo, Inc.**, Purchase, NY (US)

(**) Term: **15 Years**

(21) Appl. No.: **29/713,668**

(22) Filed: **Nov. 18, 2019**

Related U.S. Application Data

(63) Continuation of application No. 29/609,311, filed on Jun. 29, 2017, now Pat. No. Des. 867,147.

(51) **LOC (13) Cl.** **09-03**

(52) **U.S. Cl.**
USPC **D9/776**

(58) **Field of Classification Search**

USPC D7/514, 523, 532, 601, 602, 603, 605, D7/608, 612, 615, 619.1, 619.2, 628, 705, D7/706; D9/424, 443, 451, 500, 502, D9/516, 530, 537, 538, 539, 540, 541, D9/542, 545, 549, 550, 552, 554, 556, D9/558, 559, 573, 763, 767, 772, 773, D9/774, 775, 776, 777, 781, 783
CPC B65D 1/12; B65D 1/02; B65D 1/0223; B65D 1/023; B65D 1/14; B65D 1/16; B65D 1/165
See application file for complete search history.

(56) **References Cited**

U.S. PATENT DOCUMENTS

D224,383 S * 7/1972 Mascia et al. D9/775
D226,175 S 1/1973 Bystedt et al.
4,790,361 A 12/1988 Jones et al.

5,201,438 A 4/1993 Norwood
D370,178 S 5/1996 Petre et al.
D395,826 S * 7/1998 Hygaard, Sr. D9/520
D422,490 S 4/2000 Nemeth et al.

(Continued)

FOREIGN PATENT DOCUMENTS

CN ZL201130022172.6 10/2011
CN ZL201130022173.0 10/2011

(Continued)

Primary Examiner — Jasmine Mlinarcik

(74) *Attorney, Agent, or Firm* — Sterne, Kessler, Goldstein & Fox P.L.L.C.

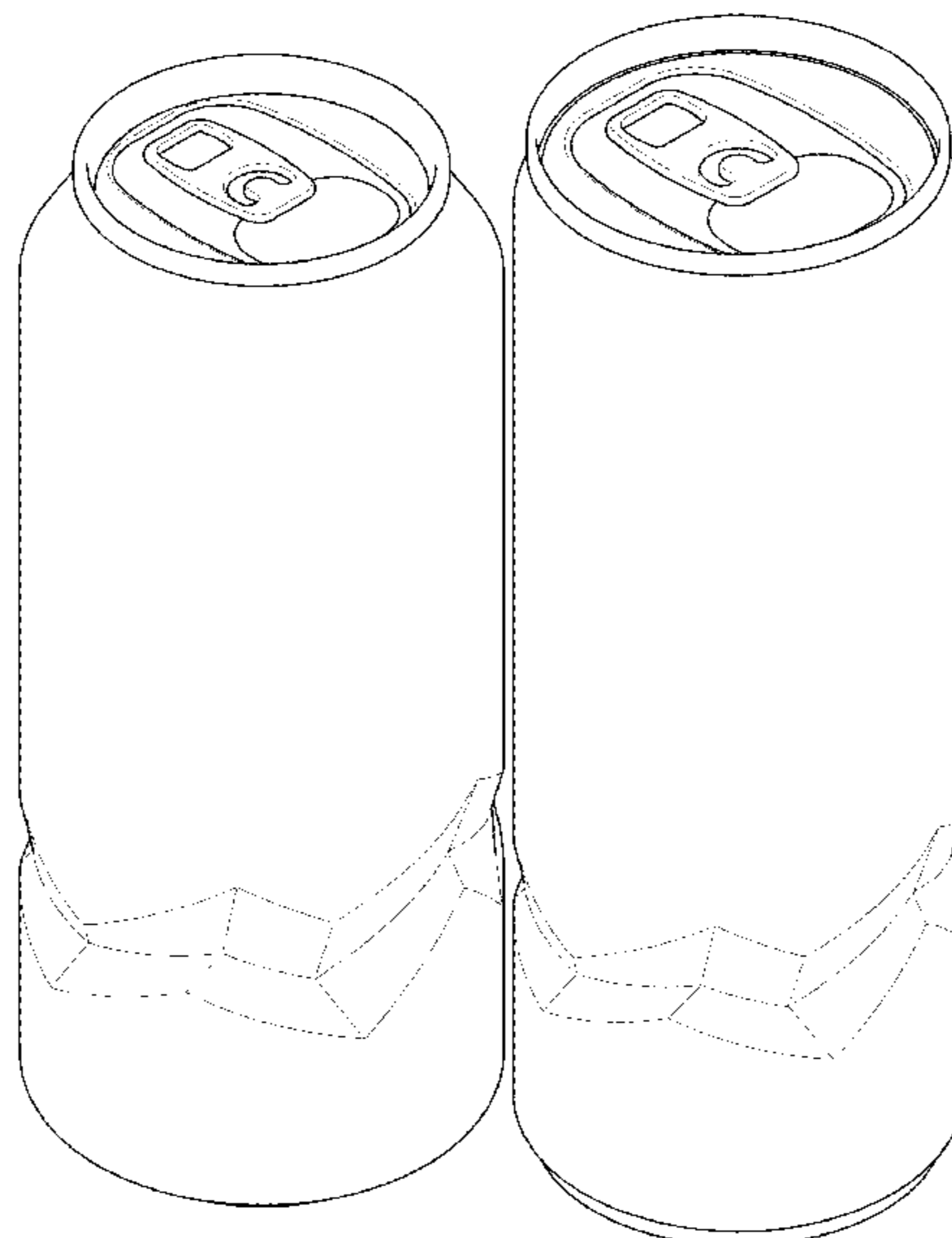
(57) **CLAIM**

The ornamental design for a container, as shown and described.

DESCRIPTION

FIG. 1 is a top front perspective view of a container showing the claimed design according to the first embodiment; FIG. 2 is a bottom perspective view thereof; FIG. 3 is a front view thereof; FIG. 4 is a rear view thereof; FIG. 5 is a left side view thereof; FIG. 6 is a right side view thereof; FIG. 7 is a top view thereof; FIG. 8 is a bottom view thereof; FIG. 9 is a top front perspective view of the container showing the claimed design according to a second embodiment; FIG. 10 is a bottom perspective view thereof; FIG. 11 is a front view thereof; FIG. 12 is a rear view thereof; FIG. 13 is a left side view thereof; FIG. 14 is a right side view thereof; FIG. 15 is a top view thereof; and, FIG. 16 is a bottom view thereof.

1 Claim, 14 Drawing Sheets



(56)

References Cited

U.S. PATENT DOCUMENTS

D451,403	S	12/2001	Duboeuf et al.	
D454,791	S	3/2002	Trabal	
D458,144	S *	6/2002	Trabal	D9/554
D492,602	S *	7/2004	Sleeman	D9/776
D525,140	S	7/2006	Scott	
D534,432	S	1/2007	Wallwork	
D552,478	S	10/2007	Melrose et al.	
D573,472	S	7/2008	Venkatarman et al.	
D585,294	S	1/2009	Hainaut	
D632,182	S	2/2011	Russell et al.	
D635,862	S	4/2011	Mehdizadeh	
D648,222	S	11/2011	Snyder et al.	
D670,748	S	11/2012	Sabberton	
D705,660	S	5/2014	Colloud	
D710,707	S	8/2014	Colloud	
D727,099	S *	4/2015	Eyal	D7/509
D732,403	S *	6/2015	King	D9/773
D774,833	S	12/2016	Likar	
D789,795	S *	6/2017	Boon	D9/538
D796,338	S	9/2017	Cimino	
D833,882	S	11/2018	Le Luherne	
D837,600	S *	1/2019	Eyal	D7/529
D867,147	S	11/2019	Liu et al.	
D890,611	S *	7/2020	Bhat	D9/552
10,850,888	B2 *	12/2020	Ramsey	B21D 51/2661

FOREIGN PATENT DOCUMENTS

EM	04565059-0001	1/2018
EM	04565059-0002	1/2018
EM	04565059-0003	1/2018

* cited by examiner



FIG. 1

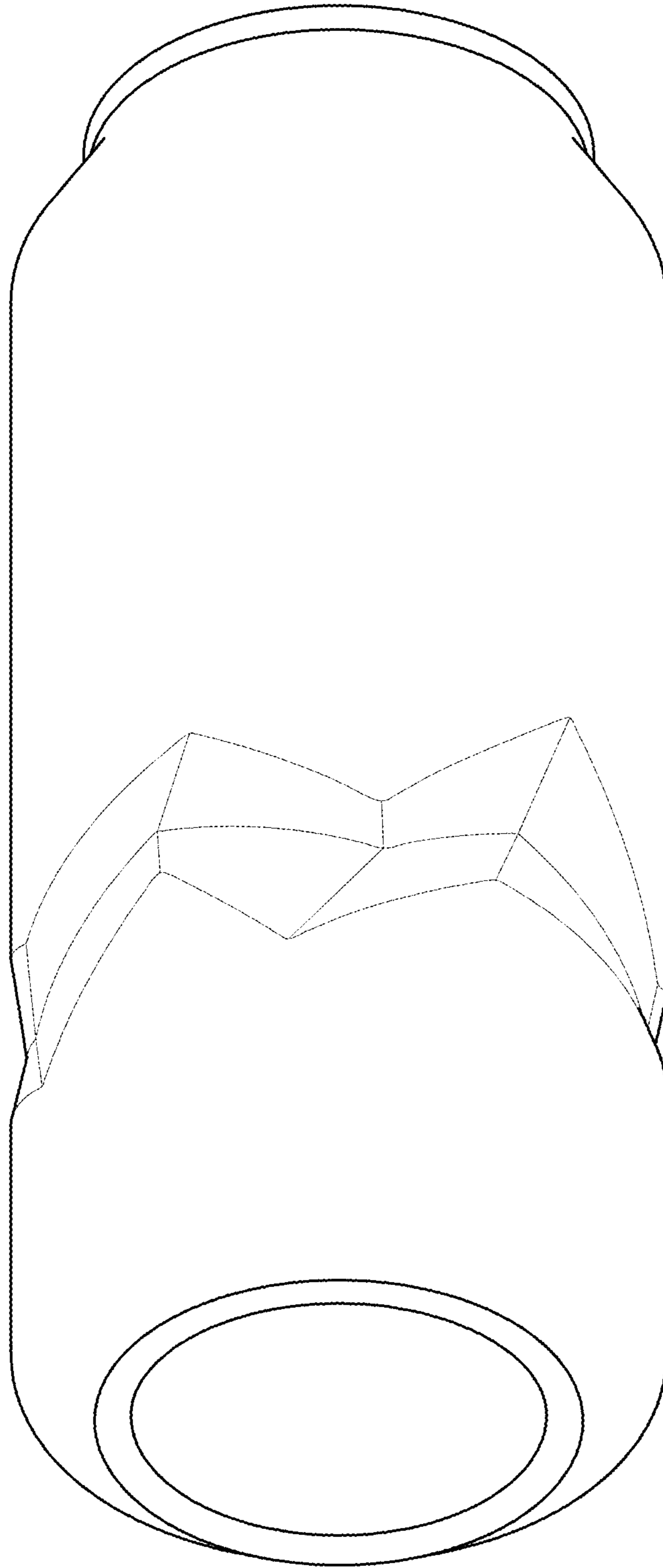


FIG. 2




FIG. 3

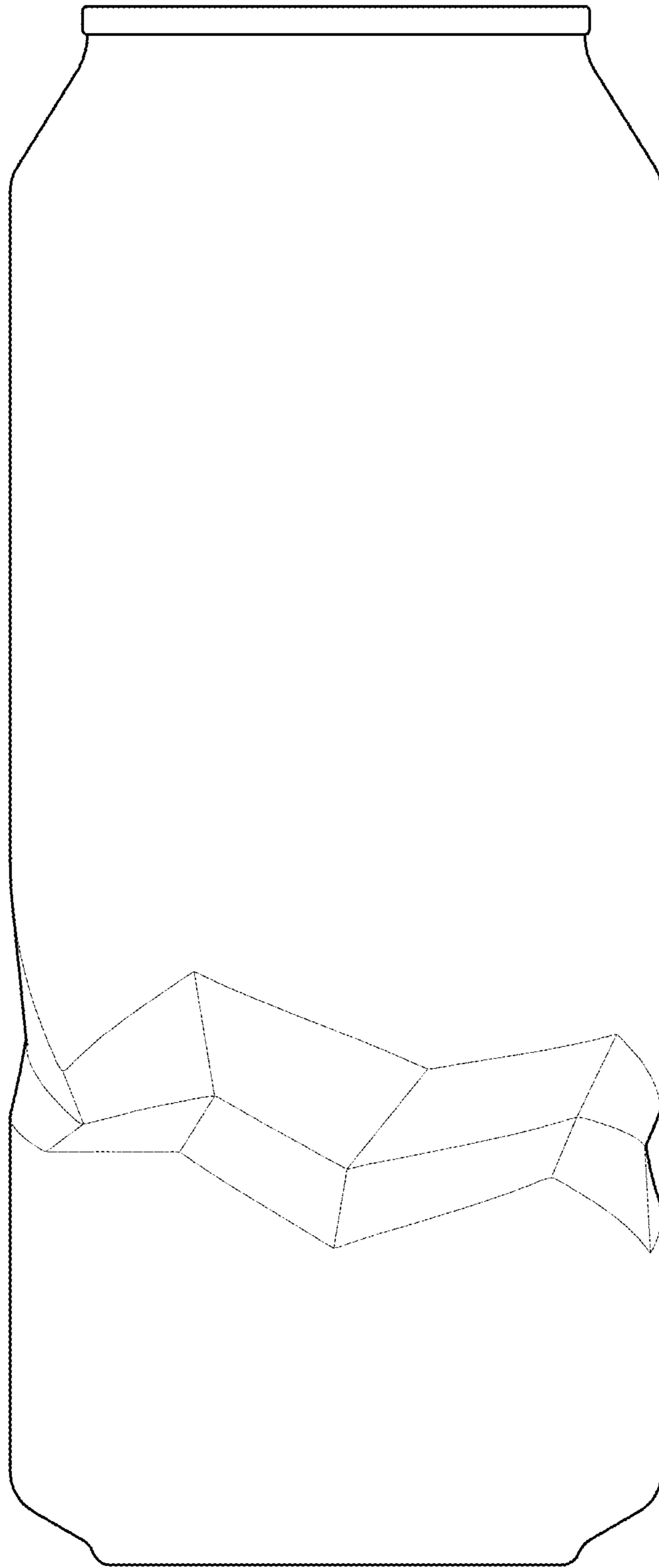


FIG. 4




FIG. 5




FIG. 6

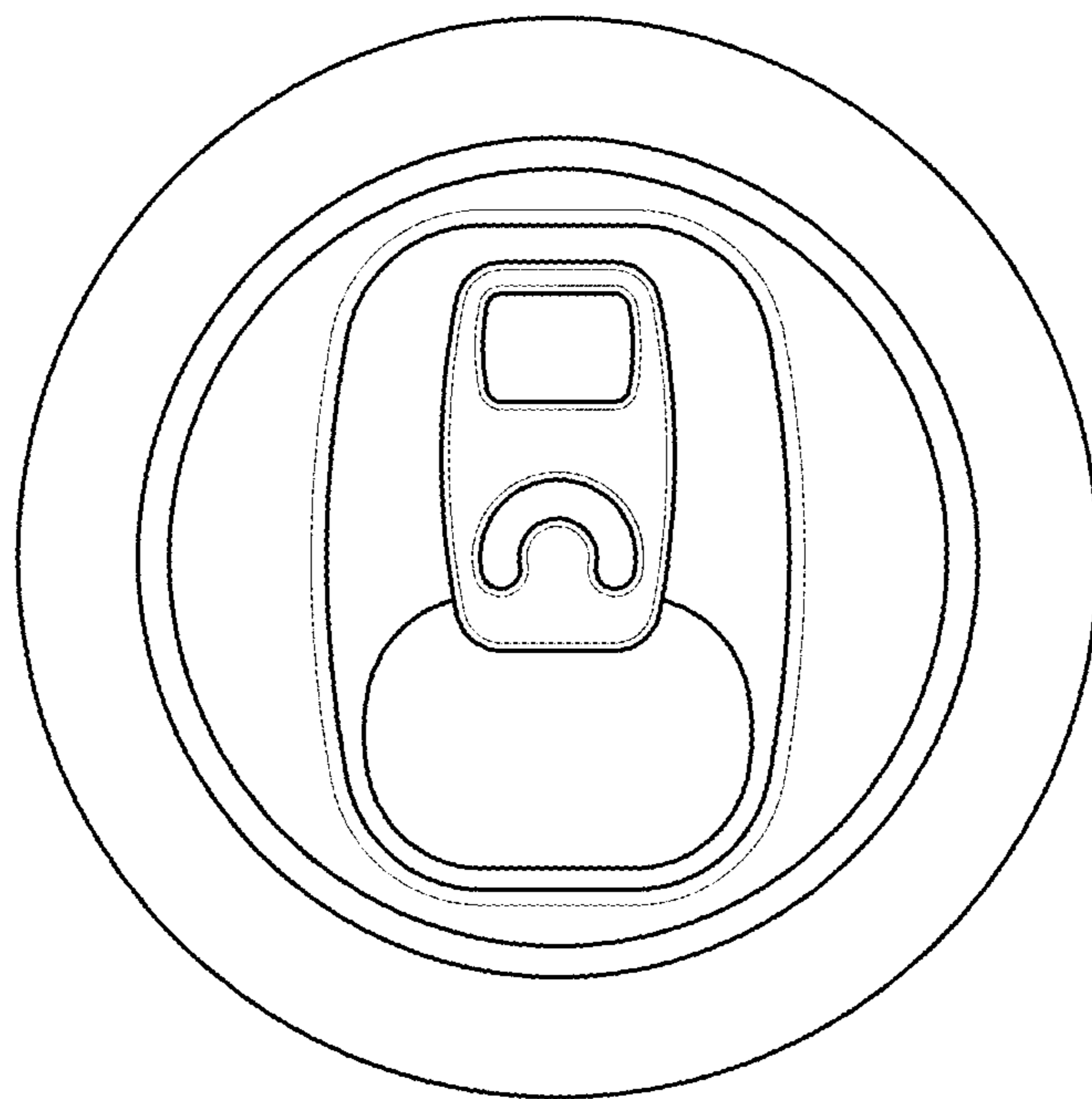


FIG. 7

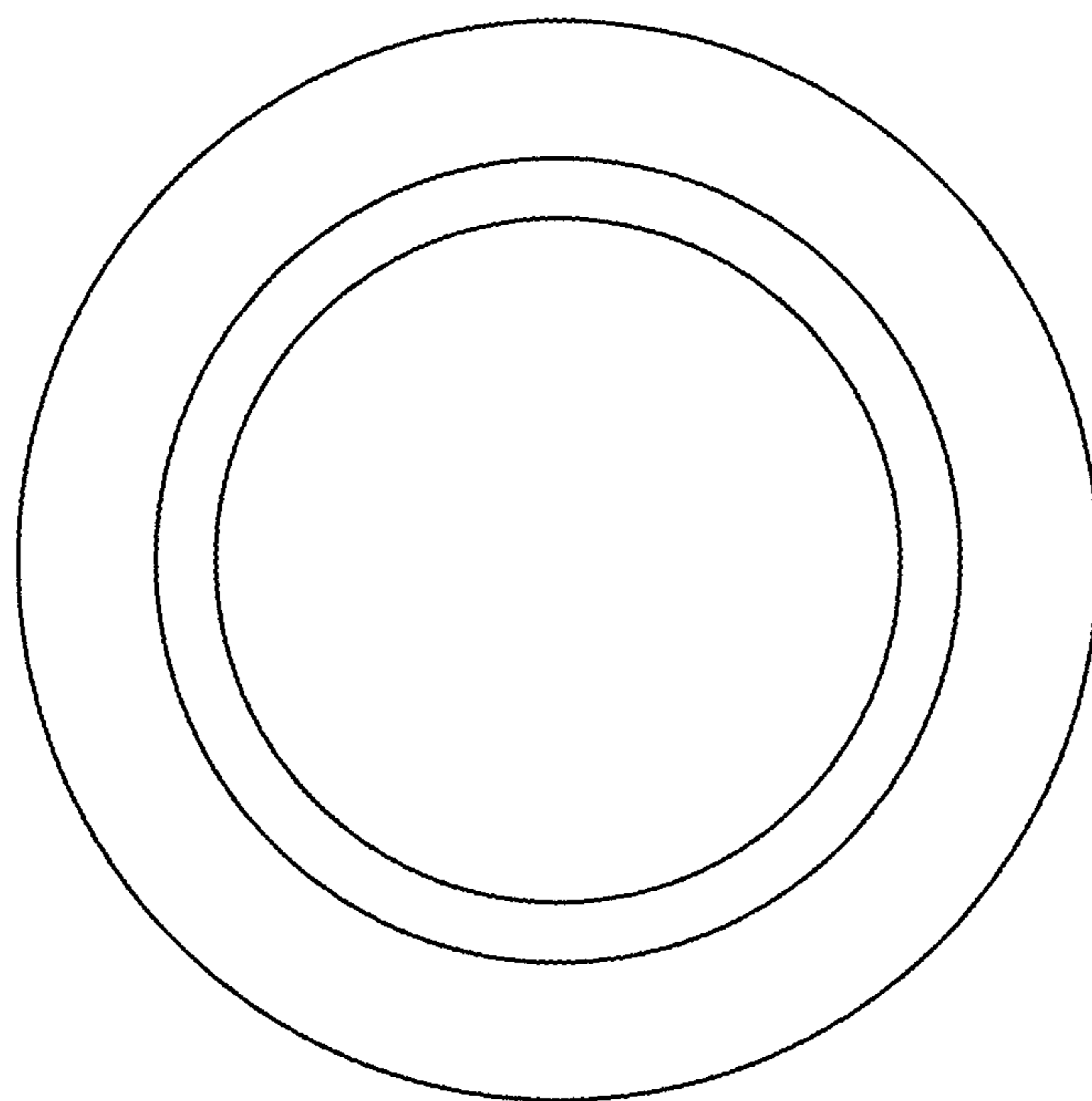


FIG. 8




FIG. 9




FIG. 10




FIG. 11

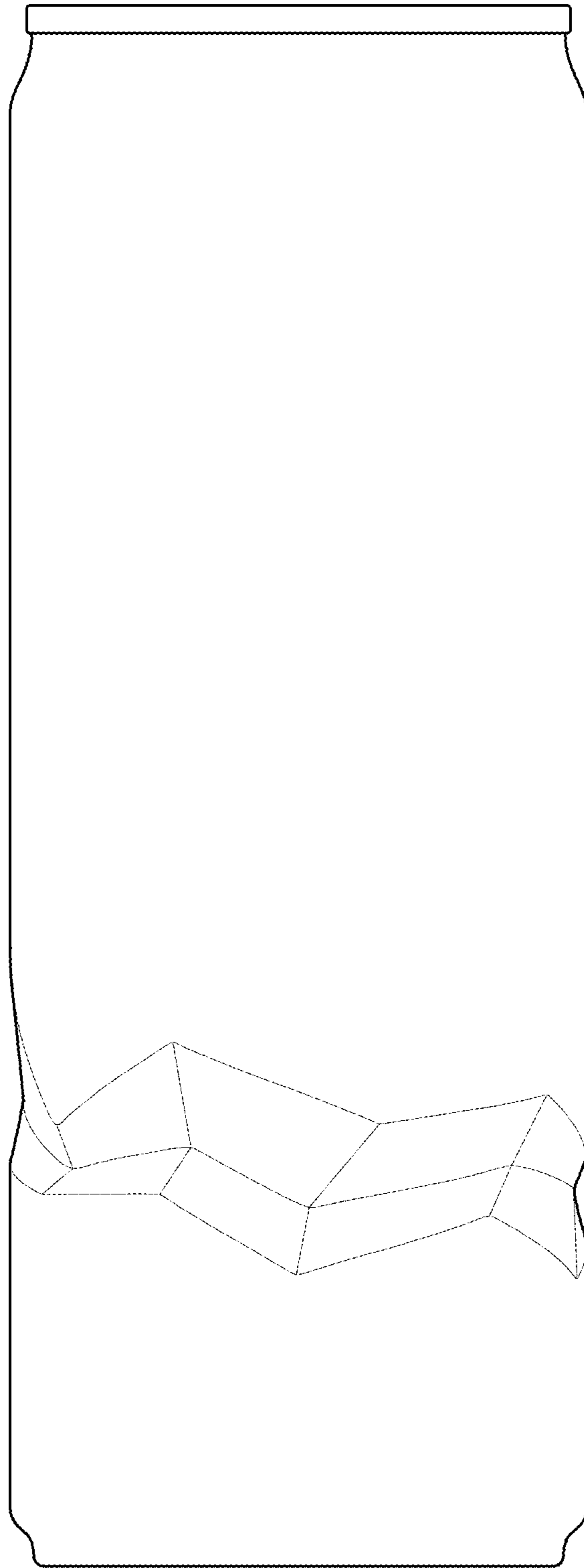


FIG. 12




FIG. 13




FIG. 14

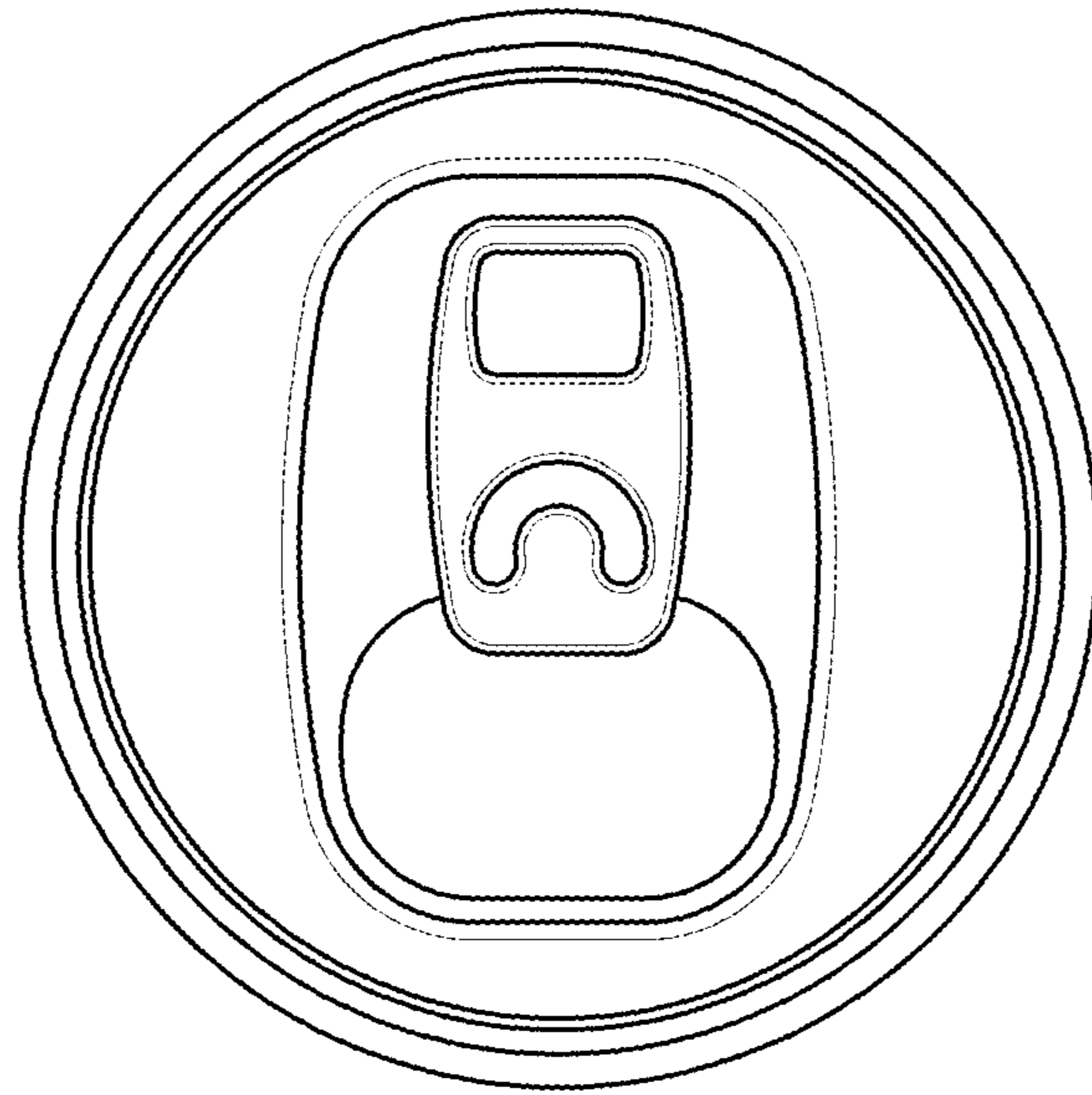


FIG. 15

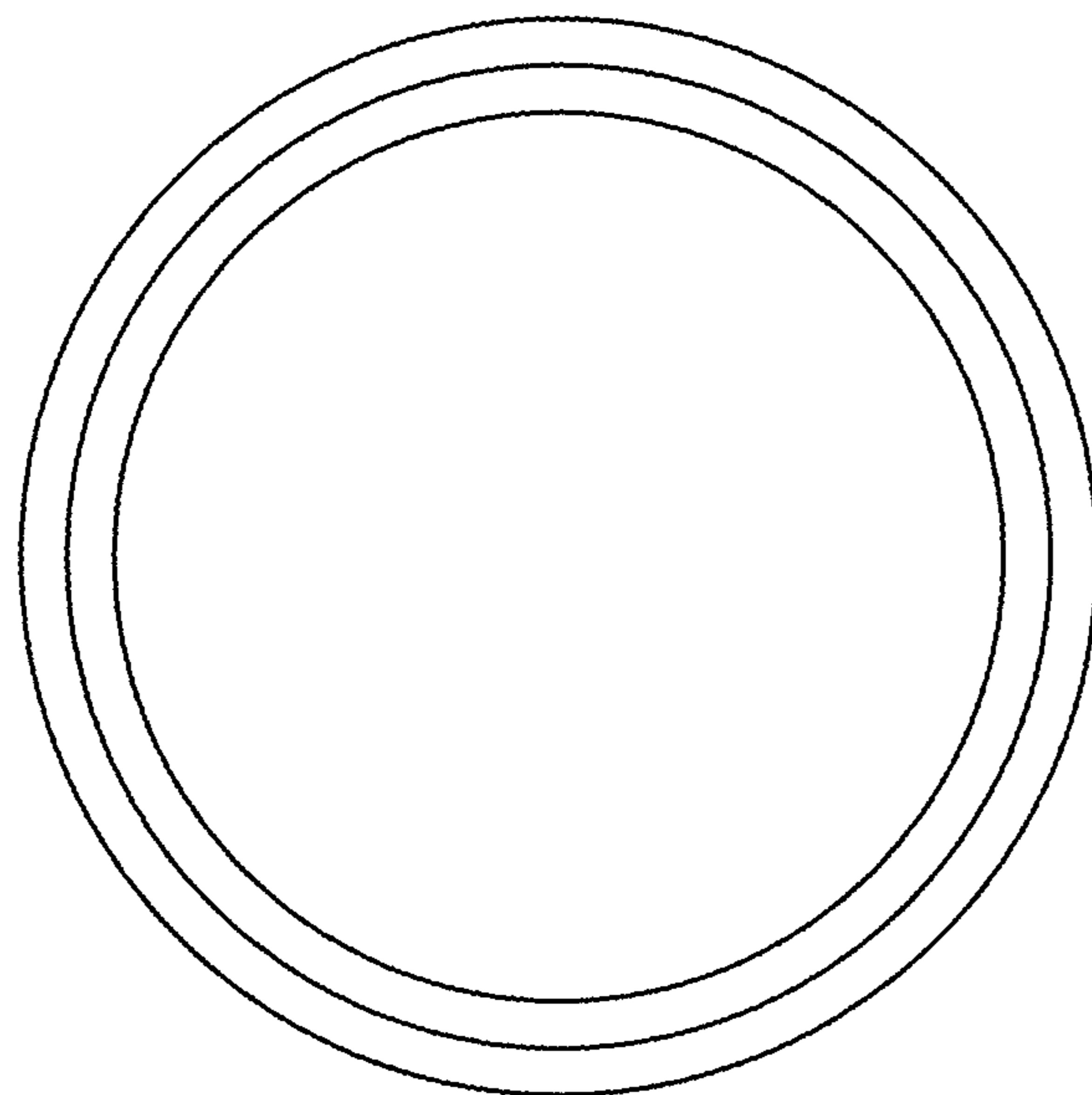


FIG. 16