



US00D951073S

(12) **United States Design Patent** (10) **Patent No.:** **US D951,073 S**  
**Lee et al.** (45) **Date of Patent:** **\*\* May 10, 2022**

(54) **PULLEY FOR SURGICAL INSTRUMENT**

(71) Applicant: **LIVSMED INC.**, Seongnam-si (KR)

(72) Inventors: **Jung Joo Lee**, Seongnam-si (KR); **Hee Jin Kim**, Seongnam-si (KR); **Dong Kyu Jang**, Seongnam-si (KR)

(73) Assignee: **LIVSMED INC.**, Seongnam-si (KR)

(\*\*) Term: **15 Years**

(21) Appl. No.: **35/511,158**

(22) Filed: **Jul. 9, 2020**

(80) **Hague Agreement Data**

Int. Filing Date: **Jul. 9, 2020**  
Int. Reg. No.: **DM/209671**  
Int. Reg. Date: **Jul. 9, 2020**  
Int. Reg. Pub. Date: **Jan. 15, 2021**

(30) **Foreign Application Priority Data**

Jan. 10, 2020 (KR) ..... 30-2020-0001306

(51) **LOC (13) Cl.** ..... **08-05**

(52) **U.S. Cl.**  
USPC ..... **D8/360**

(58) **Field of Classification Search**  
USPC ..... D8/349, 354, 356, 360  
CPC .. A62B 1/18; A62B 1/14; A63B 27/00; A63B 29/00; B66D 3/10; B66D 3/046  
See application file for complete search history.

(56) **References Cited**

**U.S. PATENT DOCUMENTS**

1,636,273 A \* 7/1927 Baker ..... B66D 3/10  
254/391  
3,759,346 A \* 9/1973 Brda ..... A62B 1/06  
182/7

D247,802 S \* 5/1978 Meis ..... D8/360  
D314,905 S \* 2/1991 Kehm ..... D8/360  
D330,155 S \* 10/1992 Dye ..... D8/360  
D431,771 S \* 10/2000 Westerfield ..... D8/360  
7,658,264 B2 \* 2/2010 Mauthner ..... B66D 3/10  
182/5  
D658,487 S \* 5/2012 Chih ..... D8/360  
8,167,906 B2 \* 5/2012 Cauldwell ..... A61B 17/06166  
606/232  
D860,766 S \* 9/2019 Brown ..... A62B 1/18  
D8/360  
D893,286 S \* 8/2020 Xu ..... D8/360  
10,828,516 B2 \* 11/2020 Chabod ..... A62B 1/14  
D920,083 S \* 5/2021 Yu ..... D8/360  
D936,462 S \* 11/2021 Cao ..... D8/360

\* cited by examiner

*Primary Examiner* — Darlington Ly

(74) *Attorney, Agent, or Firm* — Novick, Kim & Lee, PLLC; Sang Ho Lee; Hyun Woo Shin

(57) **CLAIM**

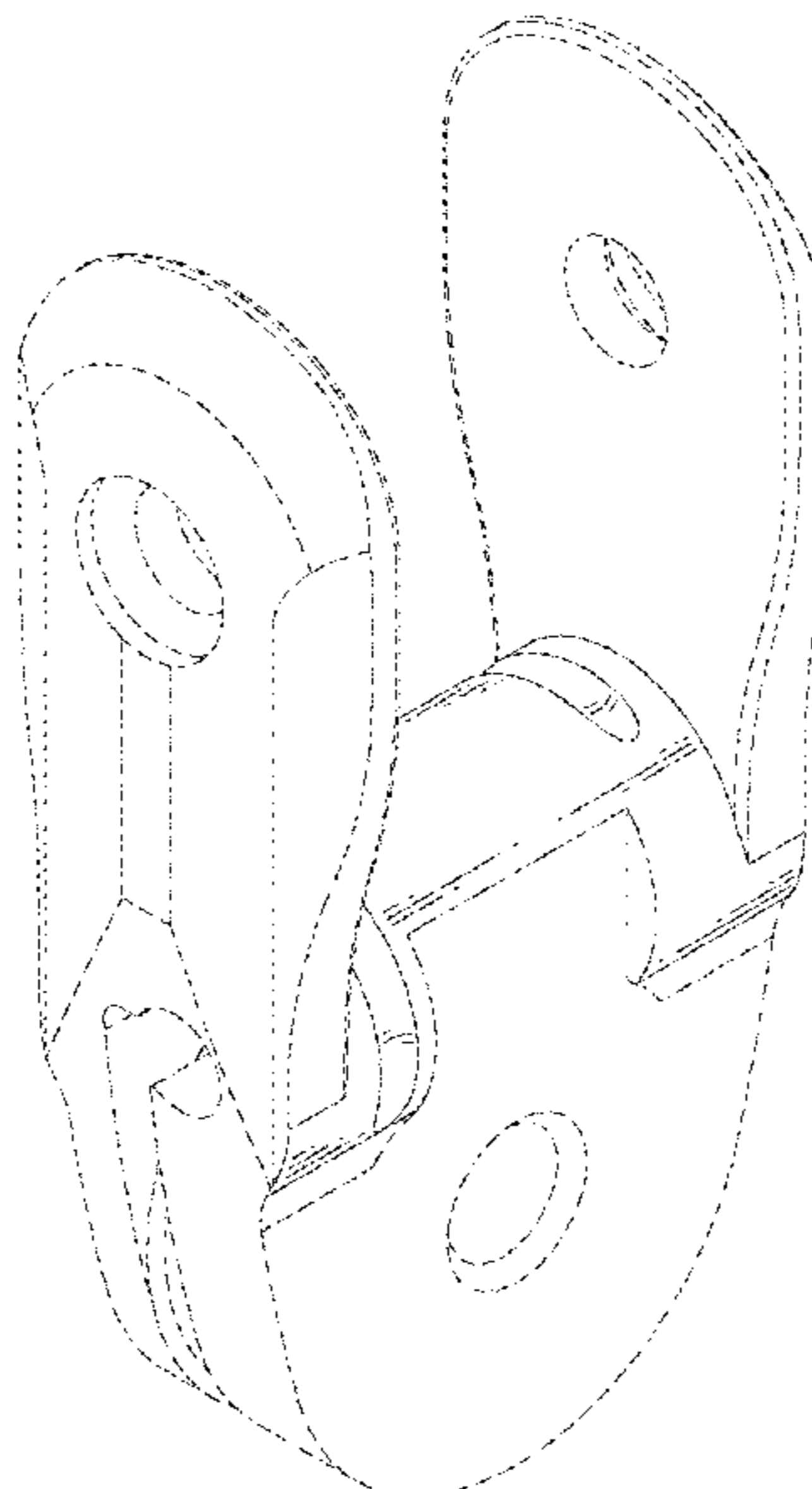
The ornamental design for a pulley for surgical instrument, as shown and described.

**DESCRIPTION**

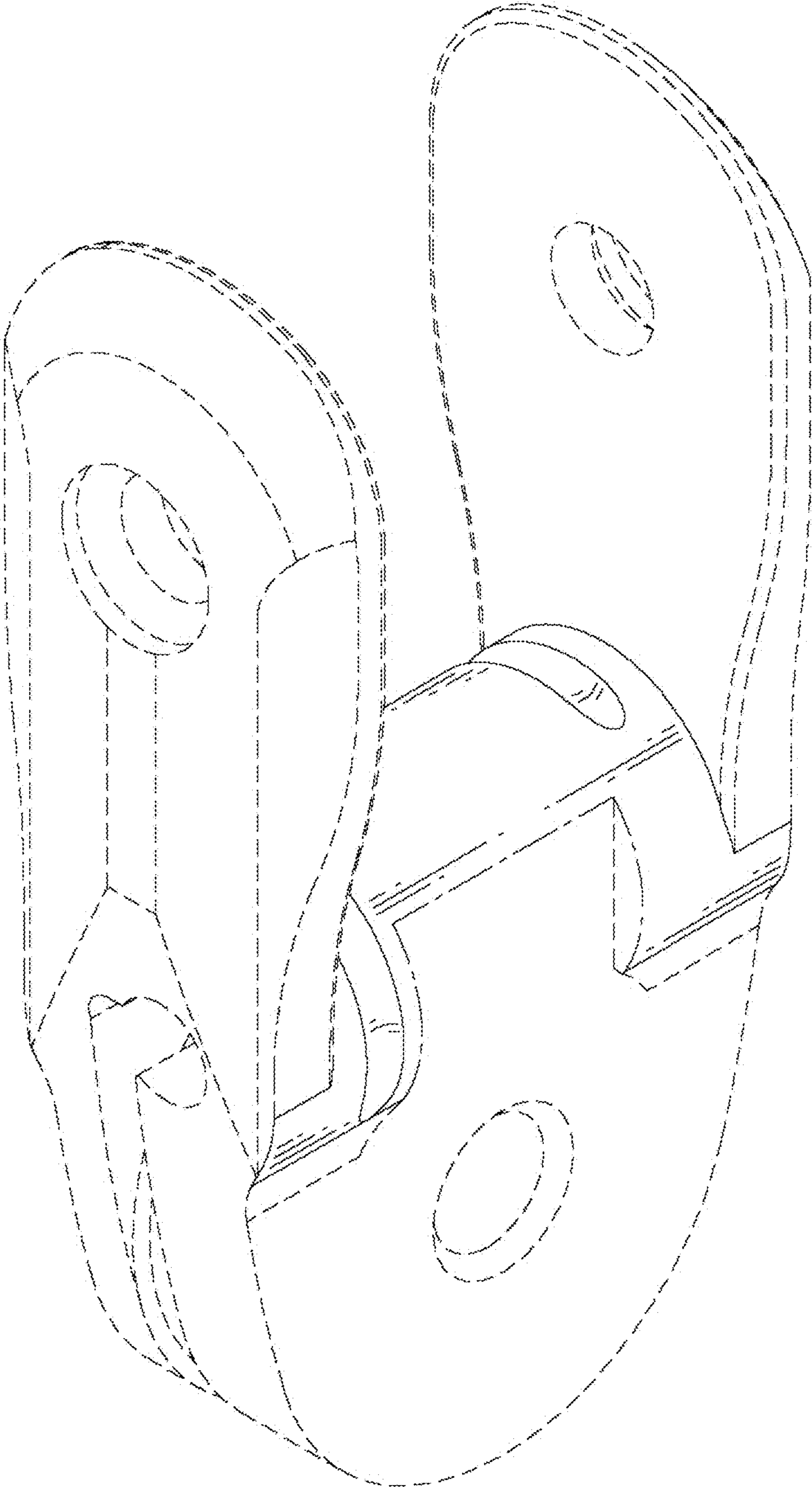
1. Pulley for surgical instrument  
1.1 is a perspective view of a pulley for surgical instrument embodying our new design;  
1.2 is a front elevation view thereof;  
1.3 is a rear elevation view thereof;  
1.4 is a left side elevation view thereof;  
1.5 is a right side elevation view thereof;  
1.6 is a top plan view thereof; and  
1.7 is a bottom plan view thereof.

The dashed broken lines in the drawings show portions of the pulley for surgical instrument that form no part of the claimed design; the dot-dash broken lines in the drawings show boundaries that form no part of the claimed design.

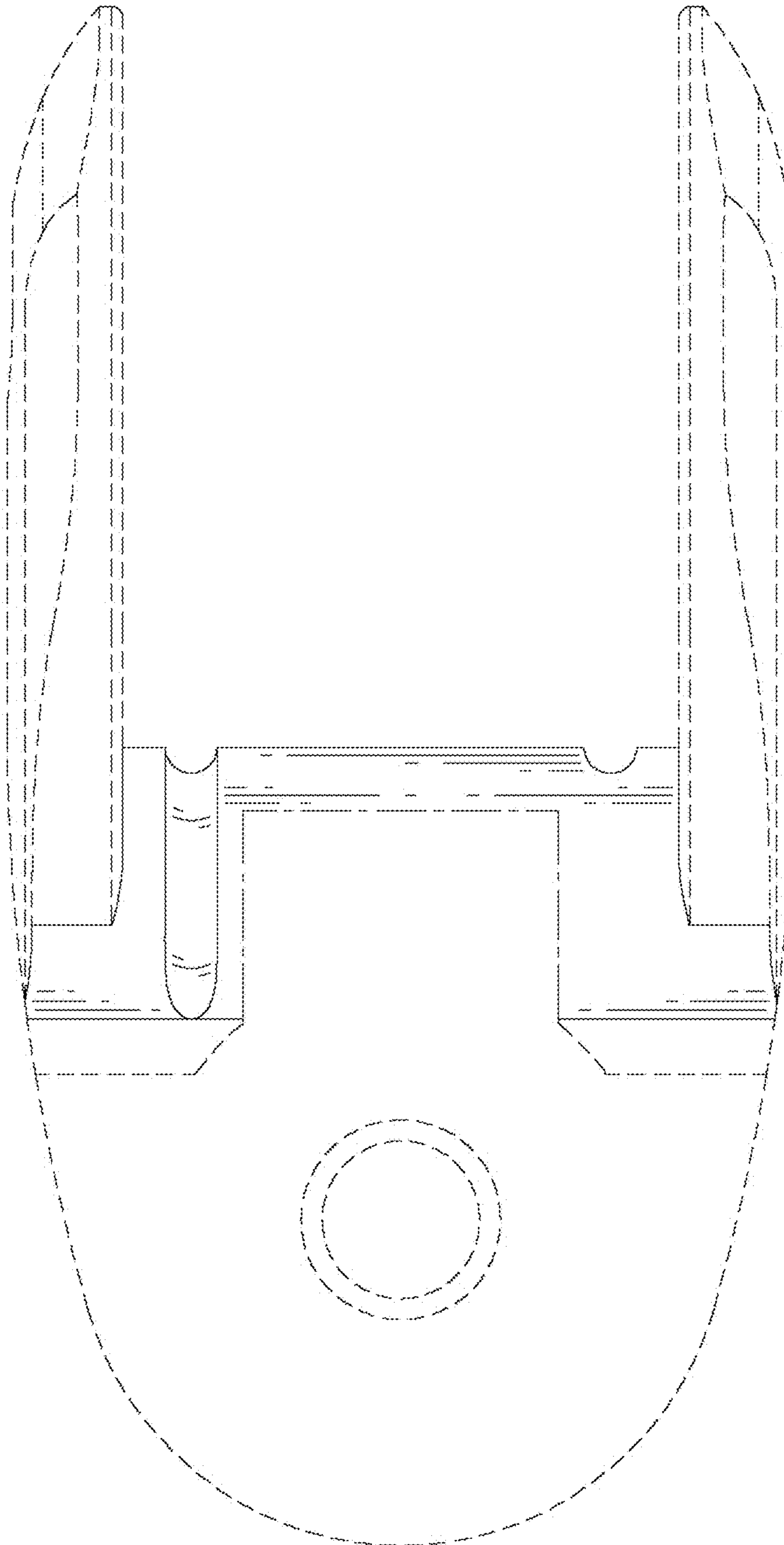
**1 Claim, 7 Drawing Sheets**



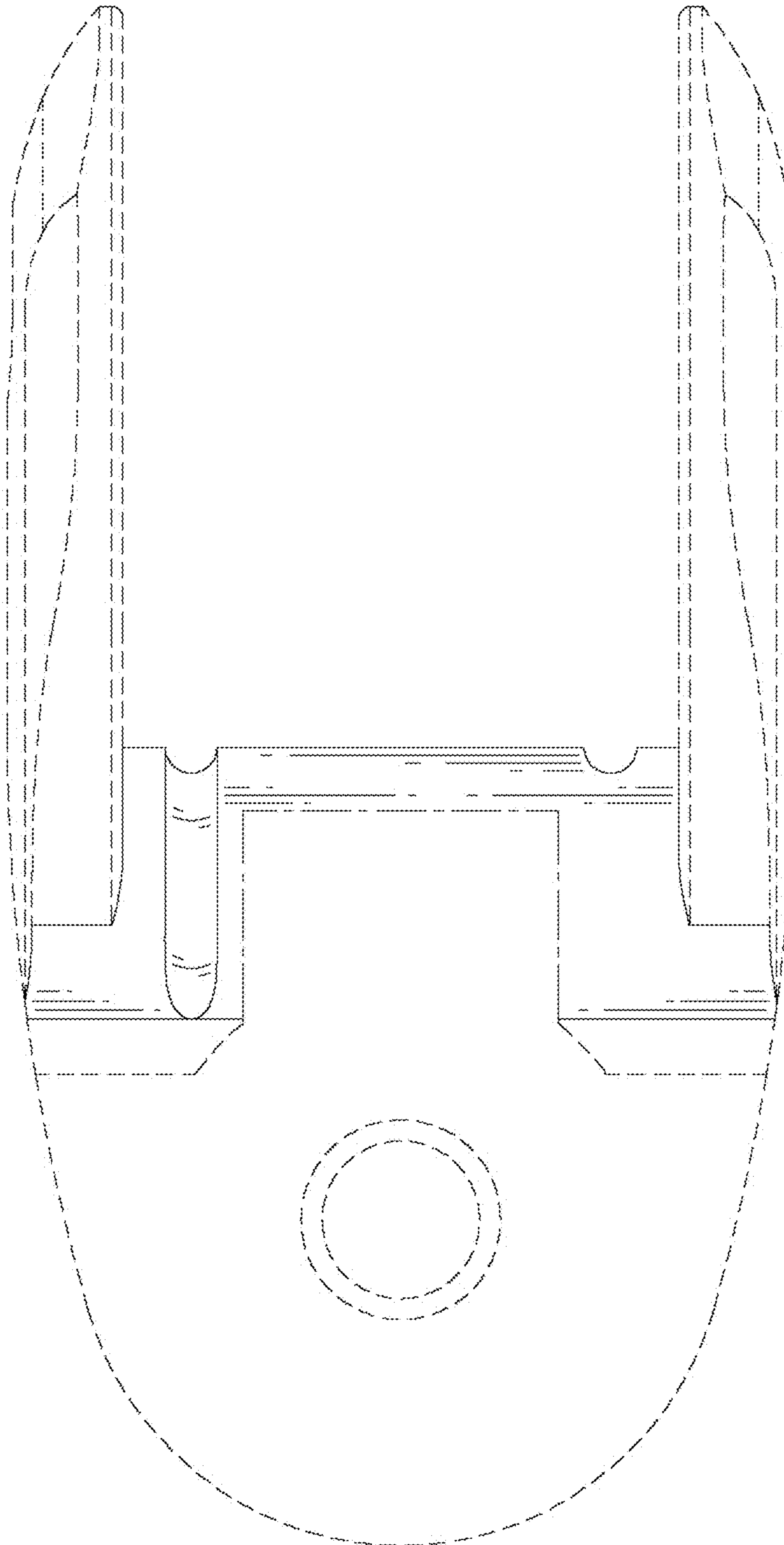
1.1



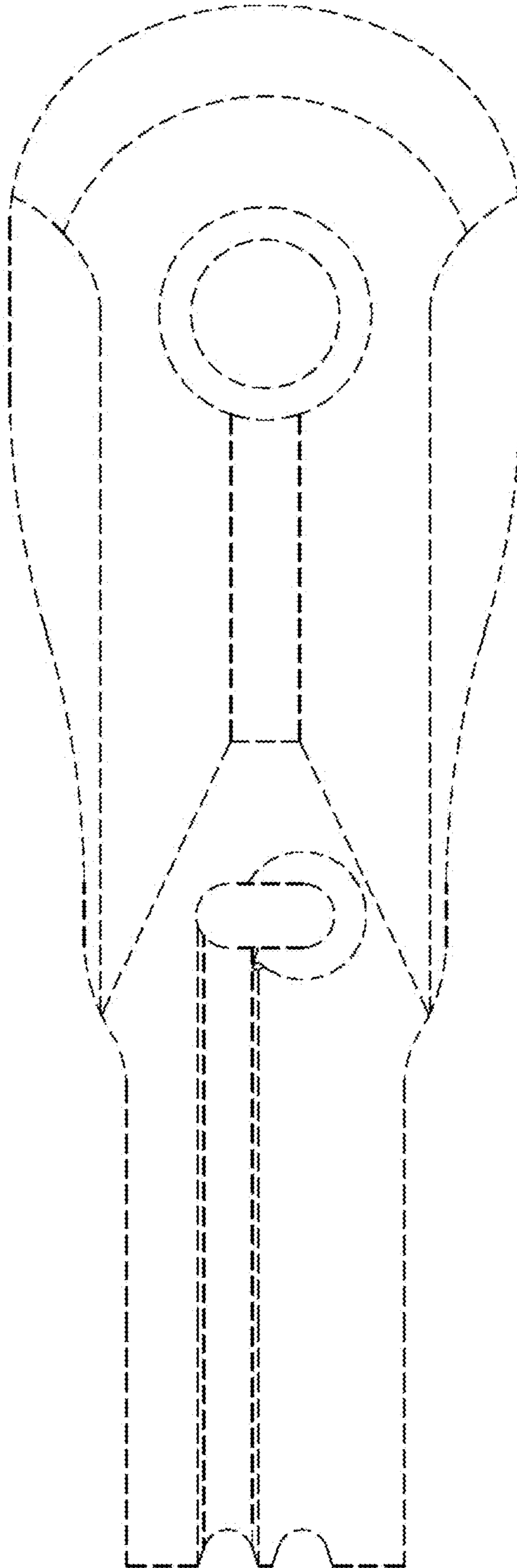
1.2



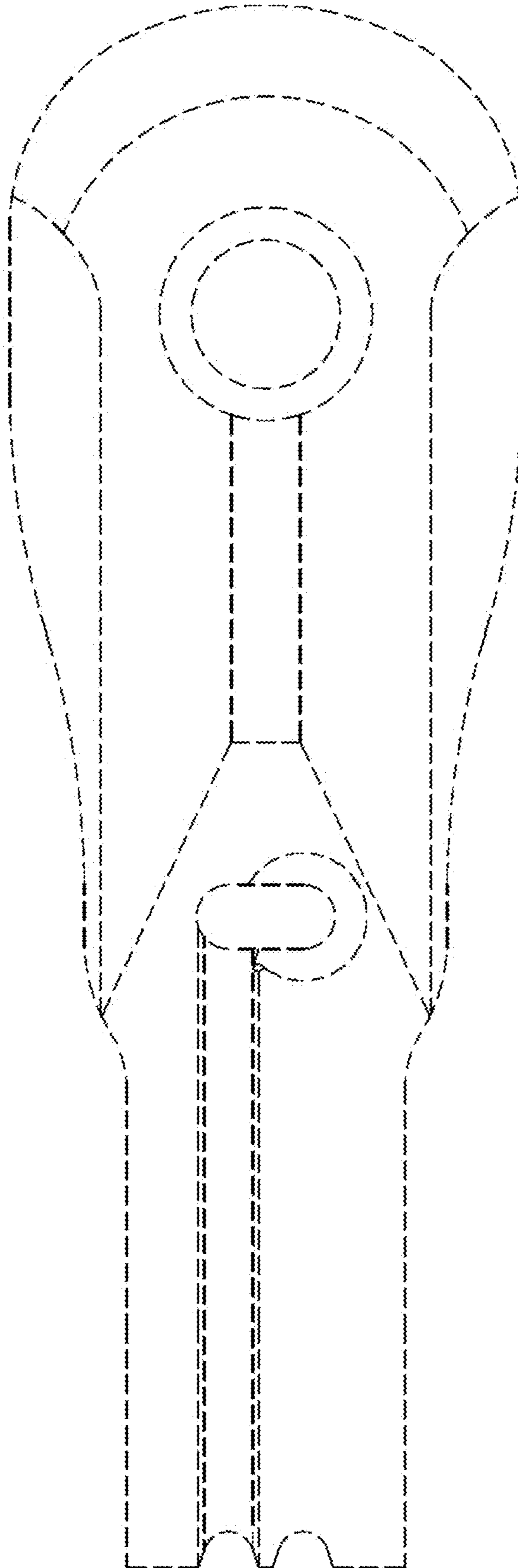
1.3



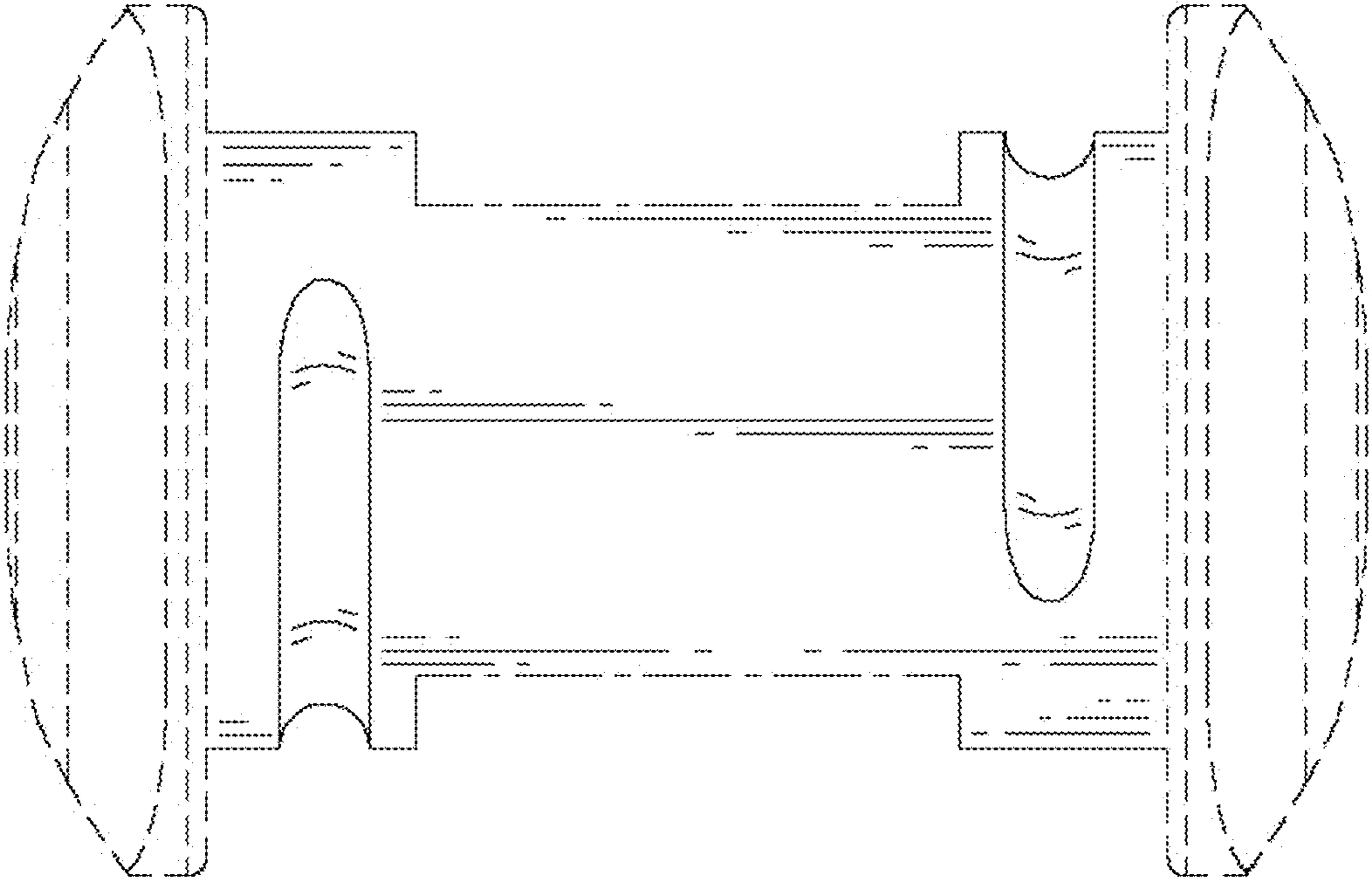
1.4



1.5



1.6



1.7

