



US00D951064S

(12) **United States Design Patent**  
**Frelich et al.**

(10) **Patent No.:** **US D951,064 S**  
(45) **Date of Patent:** **\*\* May 10, 2022**

- (54) **SPACER**
- (71) Applicant: **Caterpillar Inc.**, Peoria, IL (US)
- (72) Inventors: **Thomas J. Frelich**, West Fargo, ND (US); **James R. Gibbens, III**, Horace, ND (US); **Molly J. Mann**, Dunlap, IL (US)
- (73) Assignee: **Caterpillar Inc.**, Peoria, IL (US)
- (\*\*) Term: **15 Years**
- (21) Appl. No.: **29/706,521**
- (22) Filed: **Sep. 20, 2019**
- (51) **LOC (13) Cl.** ..... **08-05**
- (52) **U.S. Cl.**  
USPC ..... **D8/354**
- (58) **Field of Classification Search**  
USPC ..... D8/354, 349, 352; D32/25, 21, 31; D12/177, 180; D5/5, 148  
CPC . F01L 1/143; F01L 1/146; F01L 1/181; F01L 1/185; F01L 1/245; F01L 2105/02; F01L 2810/02; F01M 9/104; F01M 9/107; Y10T 74/2107  
See application file for complete search history.

- 6,082,514 A \* 7/2000 Averill ..... F16D 11/10 180/233
- 6,135,256 A \* 10/2000 Han ..... F16D 13/64 192/70.12
- 6,409,006 B1 \* 6/2002 Wakamori ..... F16D 13/648 192/107 R
- 6,585,096 B2 \* 7/2003 Fujita ..... F16D 13/64 192/107 R
- 6,899,783 B2 \* 5/2005 Oguri ..... F16D 13/648 156/259
- 7,143,883 B2 \* 12/2006 McCalla ..... F16D 3/223 192/69.41
- 7,237,657 B2 \* 7/2007 Kinoshita ..... F16D 69/00 188/264 CC
- 7,240,413 B2 \* 7/2007 Oguri ..... F16D 13/648 29/33 R

(Continued)

FOREIGN PATENT DOCUMENTS

- CN 206545656 10/2017
- DE 3421051 A1 12/1985

(Continued)

*Primary Examiner* — Keli L Hill  
*Assistant Examiner* — Harold E Blackwell, II  
(74) *Attorney, Agent, or Firm* — Lee & Hayes, PLLC

(57) **CLAIM**

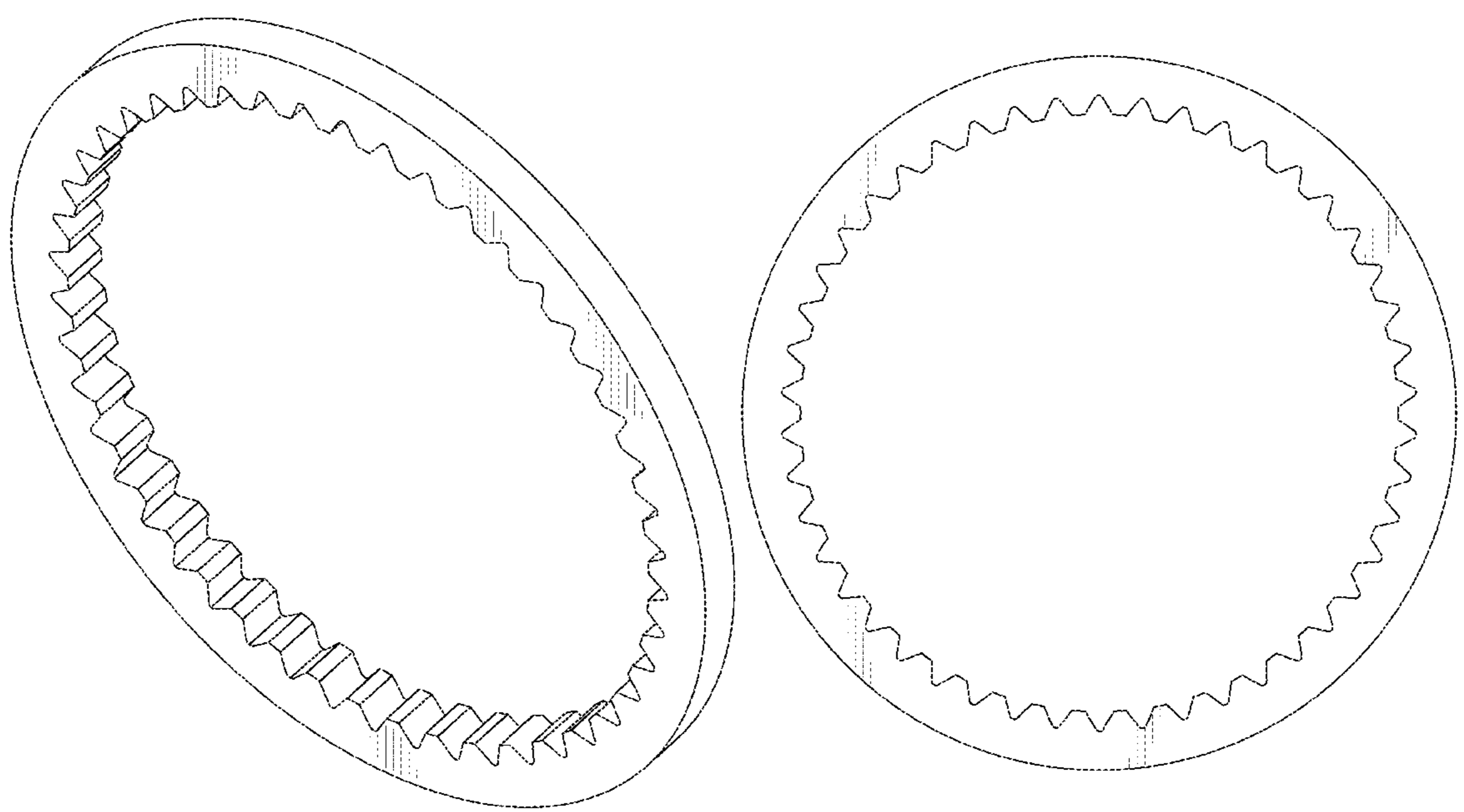
The ornamental design for a spacer, as shown and described.

**DESCRIPTION**

FIG. 1 is a top, front, right-side perspective view of a spacer; FIG. 2 is a bottom, front, left-side perspective view thereof; FIG. 3 is a top view thereof, a bottom view thereof being symmetrical to the top view; and, FIG. 4 is a front view thereof, a back view, a left side view, and a right side view thereof being identical to the front view.

**1 Claim, 4 Drawing Sheets**

- (56) **References Cited**  
U.S. PATENT DOCUMENTS  
4,260,047 A \* 4/1981 Nels ..... F16D 13/648 188/251 A  
4,327,821 A \* 5/1982 Telford ..... F16D 11/14 192/35  
5,332,075 A \* 7/1994 Quigley ..... F16D 13/64 192/107 R  
5,531,306 A 7/1996 Mason  
5,713,450 A \* 2/1998 Quigley ..... F16D 13/648 192/107 R



(56)

**References Cited**

U.S. PATENT DOCUMENTS

7,798,301 B2 \* 9/2010 Keating ..... F16D 13/648  
192/70.12  
8,216,106 B2 \* 7/2012 Curtis ..... F16H 48/22  
475/235  
8,567,584 B2 \* 10/2013 Luipold ..... F16D 13/648  
192/107 R  
8,701,854 B2 \* 4/2014 Roche ..... F16D 13/648  
192/107 M  
9,139,167 B2 \* 9/2015 Tokumasu ..... B60T 1/065  
D803,116 S \* 11/2017 Shepard ..... D12/180  
9,951,826 B2 \* 4/2018 Vogeles ..... F16D 13/74  
9,989,107 B2 6/2018 Patil  
D829,140 S \* 9/2018 Kittrell, Jr. .... D8/354  
10,228,026 B2 \* 3/2019 Averill ..... F16D 11/14  
D889,335 S \* 7/2020 Bowman ..... D8/354  
D890,237 S \* 7/2020 Yoder ..... D15/149  
2010/0200352 A1 \* 8/2010 Williams ..... F16D 41/088  
192/35  
2018/0017120 A1 1/2018 Patil  
2018/0073572 A1 3/2018 Lien

FOREIGN PATENT DOCUMENTS

EP 2971830 B1 7/2018  
JP 2007120649 A 5/2007

\* cited by examiner

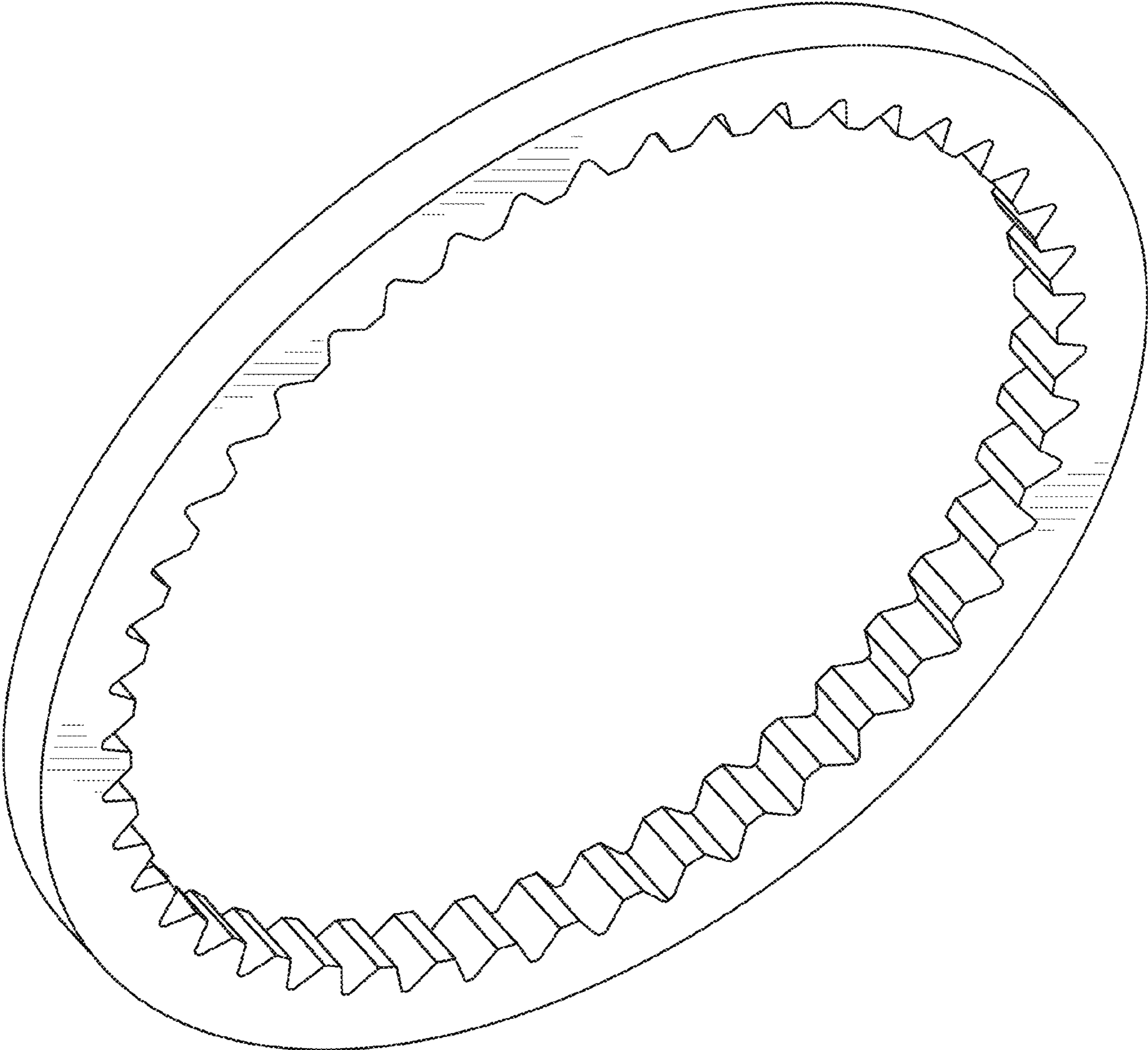


FIG. 1

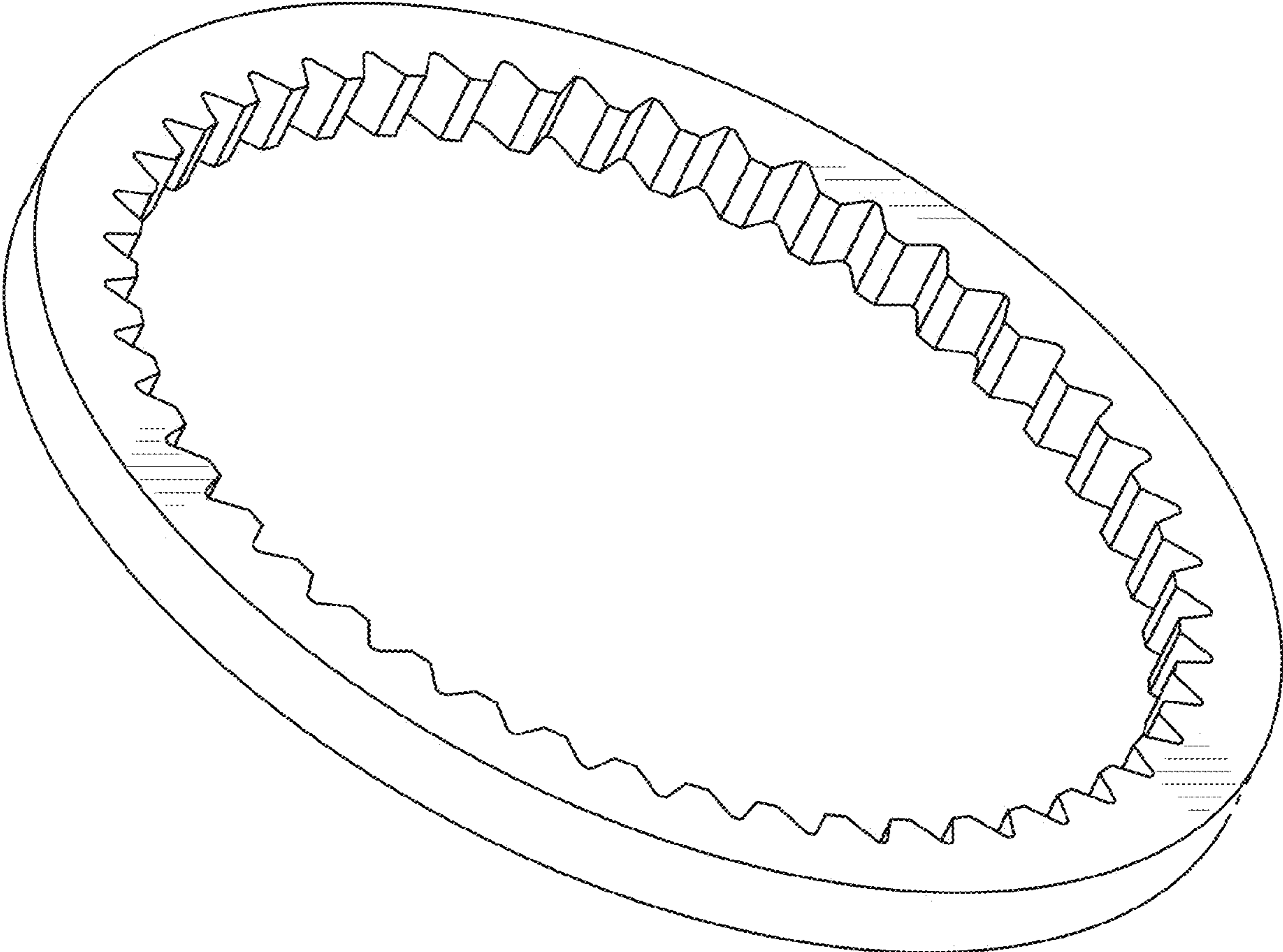


FIG. 2




FIG. 3




FIG. 4