



US00D951053S

(12) **United States Design Patent**
Weber et al.

(10) **Patent No.:** **US D951,053 S**
(45) **Date of Patent:** **** May 10, 2022**

- (54) **SAW**
- (71) Applicant: **Fiskars Finland Oy Ab**, Helsinki (FI)
- (72) Inventors: **Emery Weber**, Helsinki (FI); **Colin Roberts**, Helsinki (FI); **Sara Kasbekar**, Helsinki (FI); **Stephen Dechant**, Helsinki (FI)
- (73) Assignee: **Fiskars Finland Oy A**, Helsinki (FI)
- (**) Term: **15 Years**
- (21) Appl. No.: **29/754,876**
- (22) Filed: **Oct. 15, 2020**
- (51) **LOC (13) Cl.** **08-03**
- (52) **U.S. Cl.**
USPC **D8/95**
- (58) **Field of Classification Search**
USPC D8/95, 96, 97, 98, 99, 100, 105, 107;
D22/118
CPC .. B26B 1/08; B26B 5/00; B26B 5/001; B26B 5/002; B26B 5/003; B26B 5/006; B26B 1/00; B23D 51/01; B23D 51/10; B23D 49/14; B23D 49/10
See application file for complete search history.

D500,240 S *	12/2004	Fancelli	D8/97
D513,956 S *	1/2006	Tran	D8/95
7,065,885 B1 *	6/2006	Chen	B23D 51/10 30/331
7,093,367 B1 *	8/2006	Huang	B23D 51/01 30/161
D528,892 S *	9/2006	Okada	D8/97
D664,823 S *	8/2012	Pringnitz	D8/95
8,707,564 B2 *	4/2014	Burch	B23D 61/123 30/155
D706,593 S *	6/2014	Meiller	D8/9
D847,601 S *	5/2019	Dechant	D8/95
D878,880 S *	3/2020	Roberts	D8/5
10,661,365 B2 *	5/2020	Rowlay	B26B 1/046
2009/0217536 A1 *	9/2009	Medhurst	B26B 11/00 30/337
2016/0067803 A1 *	3/2016	Kohl	B27B 21/00 30/161

(Continued)

Primary Examiner — Philip S Hyder
(74) *Attorney, Agent, or Firm* — Leason Ellis LLP

(57) **CLAIM**

The ornamental design for a saw, as shown and described.

DESCRIPTION

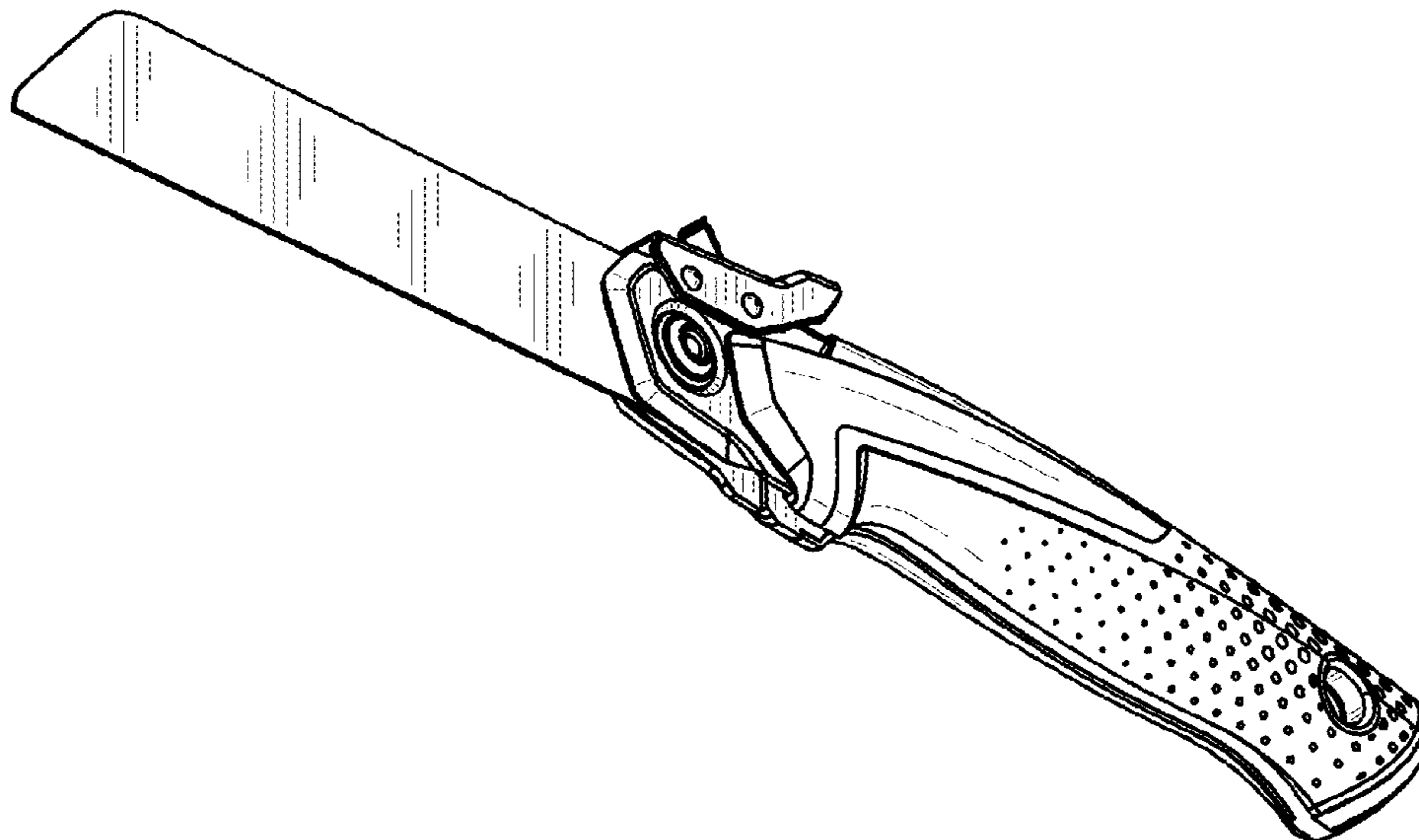
FIG. 1 is a perspective view of our saw according to our new design;
FIG. 2 is a left-side view thereof;
FIG. 3 is a right-side view thereof;
FIG. 4 is a front view thereof;
FIG. 5 is a rear view thereof;
FIG. 6 is a top plan view thereof; and,
FIG. 7 is bottom plan view thereof.
Conventional shading is illustrated for purposes of highlighting the line drawings, but forms no part of the claimed design.

1 Claim, 7 Drawing Sheets

(56) **References Cited**

U.S. PATENT DOCUMENTS

D257,943 S *	1/1981	Finlay	D8/95
D299,413 S *	1/1989	DeCarolis	D8/107
D307,383 S *	4/1990	Huang	D8/107
D346,937 S *	5/1994	Backman	D8/7
D357,166 S *	4/1995	Concari	D8/107
5,661,908 A *	9/1997	Chen	B23D 51/01 30/125
D397,281 S *	8/1998	Hsu	D8/95
6,463,663 B1 *	10/2002	Kanzawa	B23D 51/03 30/160
D466,784 S *	12/2002	Chen	D8/107
D468,614 S *	1/2003	Kanzawa	D8/107



(56)

References Cited

U.S. PATENT DOCUMENTS

2018/0099339 A1* 4/2018 Rowlay B26B 1/042
2020/0130167 A1* 4/2020 Miyawaki B25G 3/38

* cited by examiner

FIG. 1

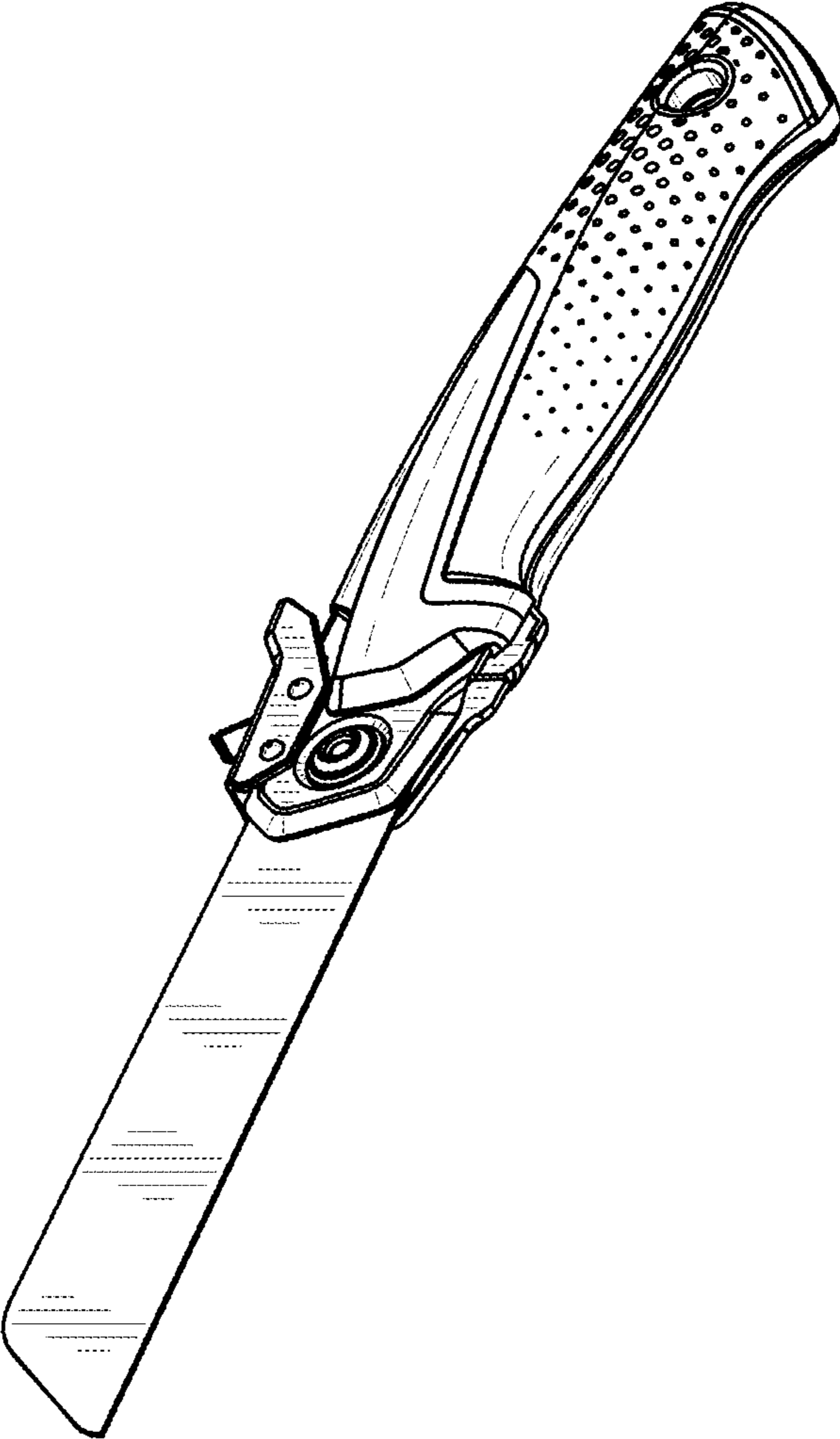


FIG. 2

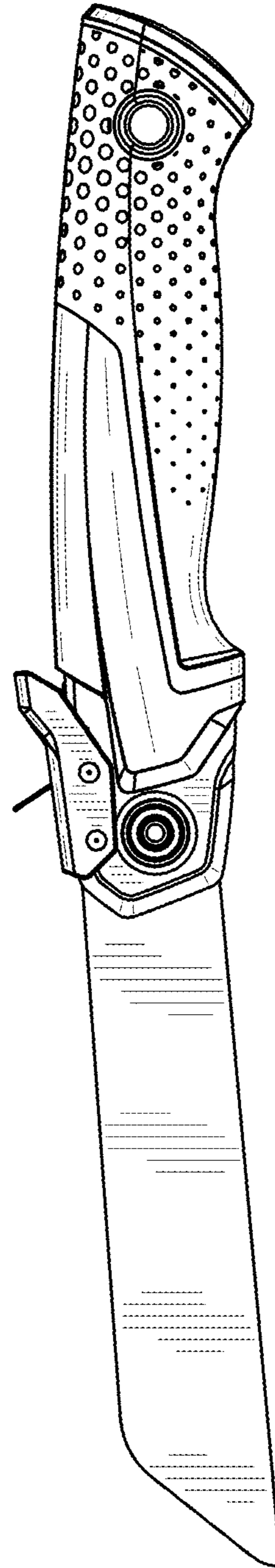


FIG. 3

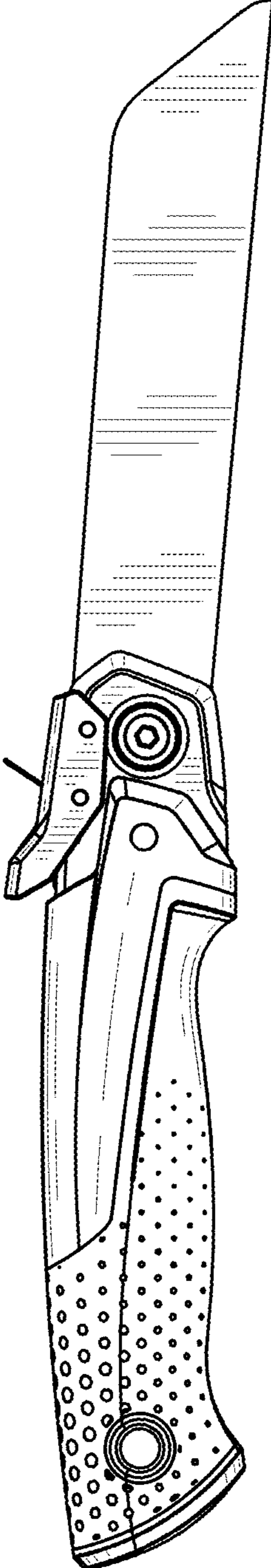


FIG. 4

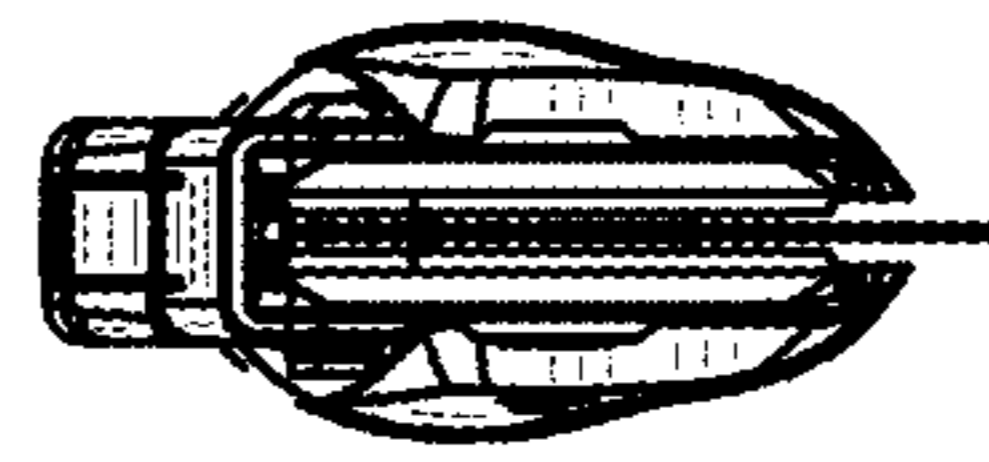


FIG. 5

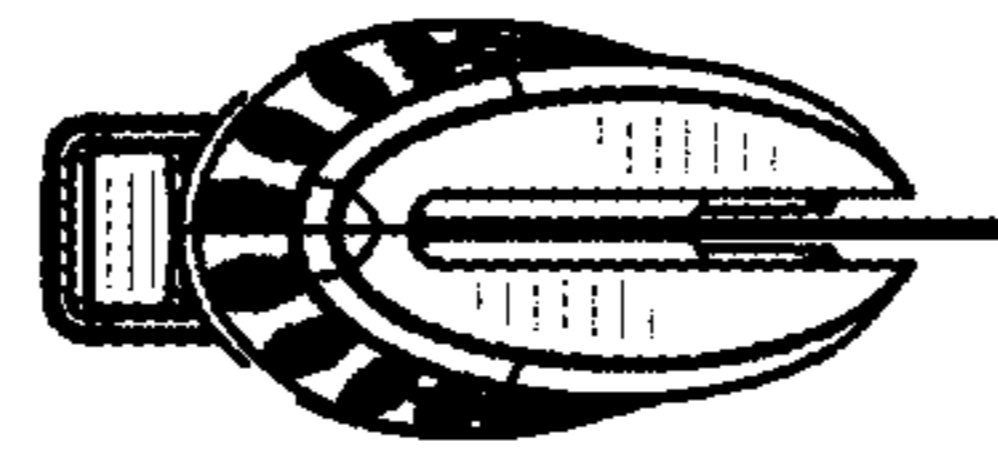


FIG. 6

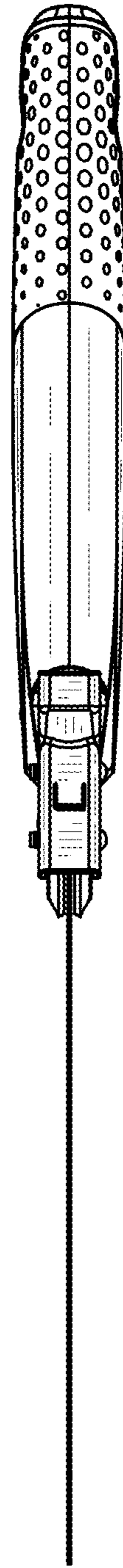


FIG. 7

