



US00D951042S

(12) **United States Design Patent** (10) **Patent No.:** **US D951,042 S**  
**Lind et al.** (45) **Date of Patent:** **\*\* May 10, 2022**

(54) **POST HOLE DIGGER**  
(71) Applicant: **The Great States Corporation,**  
Indianapolis, IN (US)  
(72) Inventors: **Matthias Lind,** Indianapolis, IN (US);  
**Michael Kersey,** Noblesville, IN (US)

5,669,649 A 9/1997 Metcalf  
D391,130 S 2/1998 Martin  
5,743,579 A 4/1998 Ranburger  
D401,125 S 11/1998 Bonnes  
D402,171 S 12/1998 Miller  
(Continued)

(73) Assignee: **The Great States Corporation,**  
Indianapolis, IN (US)

FOREIGN PATENT DOCUMENTS  
CN 301269865 \* 6/2010  
EM 008050488-0007 \* 10/2020  
(Continued)

(\*\*) Term: **15 Years**  
(21) Appl. No.: **29/810,804**  
(22) Filed: **Oct. 8, 2021**

*Primary Examiner* — Sheryl Lane  
*Assistant Examiner* — Ieisha N Price  
(74) *Attorney, Agent, or Firm* — Miller Johnson

**Related U.S. Application Data**

(62) Division of application No. 29/723,913, filed on Feb. 11, 2020, now Pat. No. Des. 936,435.  
(51) **LOC (13) Cl.** ..... **08-03**  
(52) **U.S. Cl.**  
USPC ..... **D8/7**  
(58) **Field of Classification Search**  
USPC ..... D8/4, 5, 7, 9, 10  
CPC ..... A01B 1/024; A01B 1/02; A01B 1/165;  
A01C 5/02; E02F 3/02; E21B 11/005  
See application file for complete search history.

(57) **CLAIM**

We claim the ornamental design for a post hole digger, as shown and described.

**DESCRIPTION**

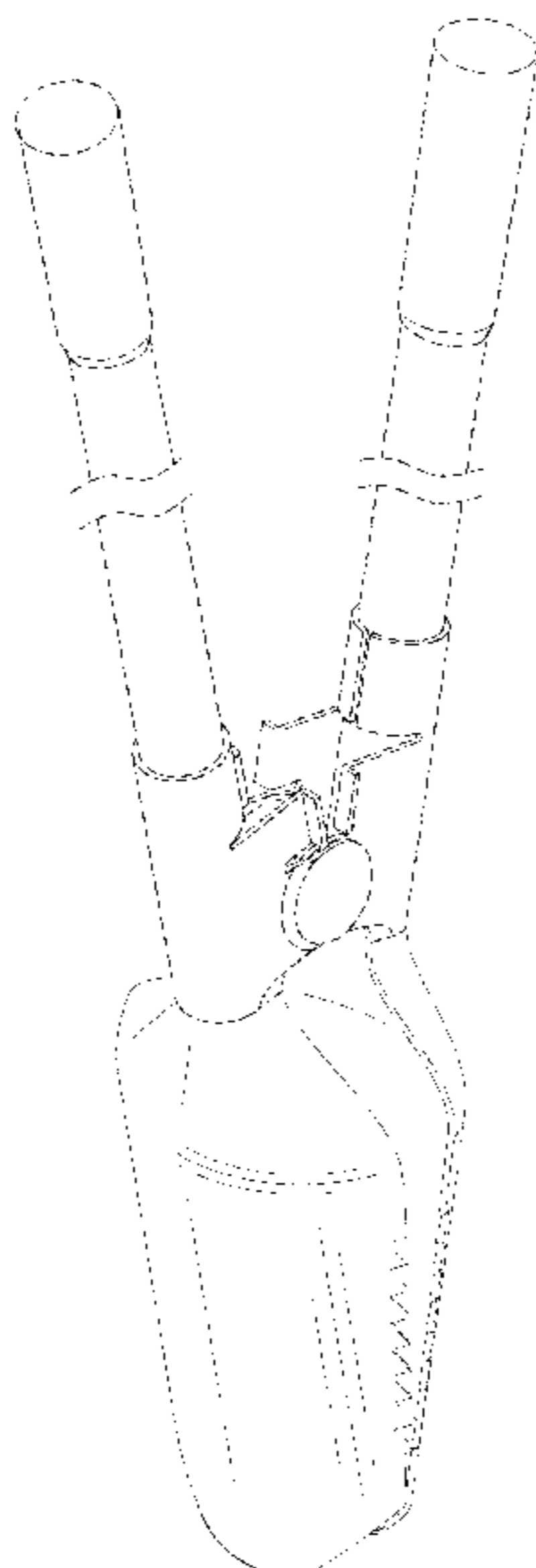
FIG. 1 is a front perspective view of a post hole digger showing our new design in a closed configuration; FIG. 2 is a front view of the post hole digger of FIG. 1, the opposing rear view being identical thereto; FIG. 3 is a right side view of the post hole digger of FIG. 1, the opposing left side view being identical thereto; FIG. 4 is a top view of the post hole digger of FIG. 1; FIG. 5 is a bottom view of the post hole digger of FIG. 1; and, FIG. 6 is a front perspective view of the post hole digger of FIG. 1 in an open configuration. The dash-dash broken lines in the drawings illustrate portions of the post hole digger and form no part of the claimed design. The dot-dot-dash broken lines in the drawings define the bounds of the claim and form no part thereof. Shade lines in the drawing views show contour and not surface ornamentation of the claimed design.

(56) **References Cited**

U.S. PATENT DOCUMENTS

457,871 A 8/1891 Silliman  
1,187,316 A 6/1916 Higby  
1,428,202 A 9/1922 Arndt  
1,597,281 A 8/1926 Mills  
1,881,112 A 10/1932 David  
1,908,735 A 5/1933 Donaldson  
2,735,712 A \* 2/1956 Hart ..... E21B 11/005  
294/50.5  
D287,218 S 12/1986 Portz  
5,520,429 A 5/1996 Gregory

**1 Claim, 6 Drawing Sheets**



(56)

References Cited

U.S. PATENT DOCUMENTS

D514,400 S 2/2006 Martin  
 D522,323 S 6/2006 Toth  
 D563,742 S 3/2008 Baker  
 D564,313 S 3/2008 Baker  
 D564,314 S 3/2008 Baker  
 D564,315 S 3/2008 Baker  
 D569,202 S 5/2008 Baker  
 D569,697 S 5/2008 Baker  
 D569,698 S 5/2008 Baker  
 D570,653 S 6/2008 Baker  
 D570,654 S 6/2008 Baker  
 D579,287 S 10/2008 Hyp et al.  
 D579,288 S 10/2008 Baker  
 D588,424 S 3/2009 Baker  
 D588,882 S 3/2009 Baker, II  
 D595,550 S 7/2009 Wong et al.  
 7,784,842 B1 8/2010 Wright  
 D623,488 S 9/2010 Randolph et al.  
 D626,390 S 11/2010 Randolph et al.  
 7,832,125 B1 \* 11/2010 Palmby ..... A01G 9/08  
 294/119.1  
 7,836,557 B2 11/2010 Baker  
 8,006,351 B2 8/2011 Baker  
 D665,637 S 8/2012 Baker  
 D682,055 S 5/2013 Hyp et al.

D682,642 S 5/2013 Baker  
 D684,441 S 6/2013 Baker  
 D770,249 S 11/2016 Mathieu  
 D799,288 S 10/2017 Baker  
 D810,527 S 2/2018 Baker  
 D810,528 S 2/2018 Baker  
 D810,529 S 2/2018 Baker  
 D813,622 S 3/2018 Baker  
 D823,081 S 7/2018 Baker  
 10,837,156 B1 11/2020 Olsen  
 D911,133 S 2/2021 Ruppert  
 D936,435 S \* 11/2021 Lind ..... D8/7  
 2004/0212204 A1 10/2004 Swartz  
 2008/0054658 A1 3/2008 Norton  
 2008/0309106 A1 12/2008 Baker  
 2010/0051297 A1 3/2010 Mathieu  
 2012/0242099 A1 9/2012 Friedli  
 2014/0015268 A1 1/2014 Scolari  
 2016/0198619 A1 7/2016 Scolari  
 2016/0286711 A1 10/2016 Hudson  
 2020/0332603 A1 10/2020 Francovich et al.

FOREIGN PATENT DOCUMENTS

EM 008050488-0008 \* 10/2020  
 EM 008050488-0009 \* 10/2020

\* cited by examiner

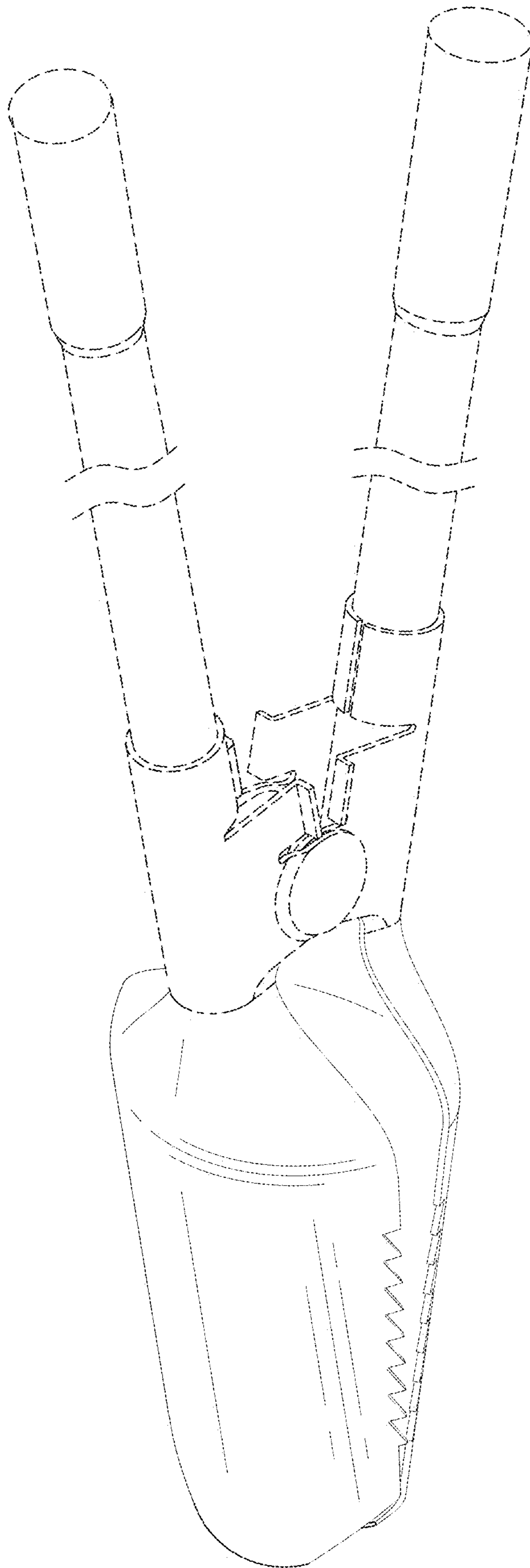


Fig-1

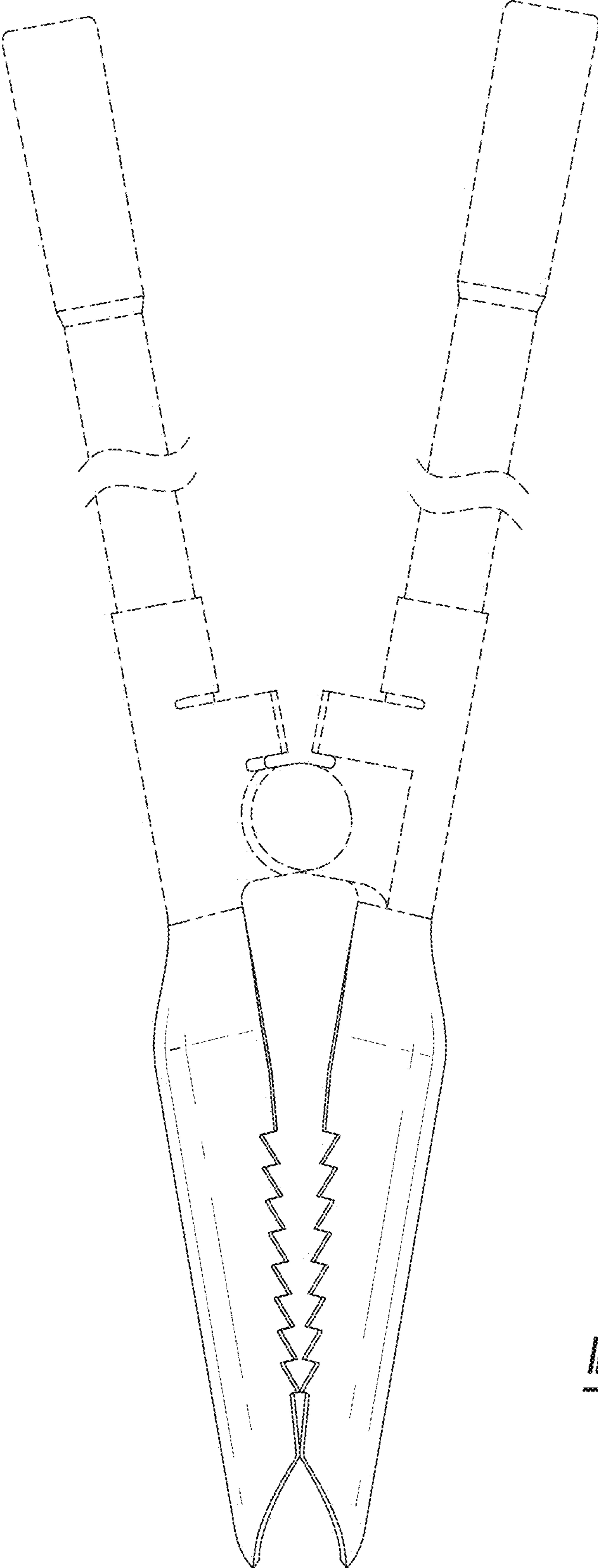


Fig-2

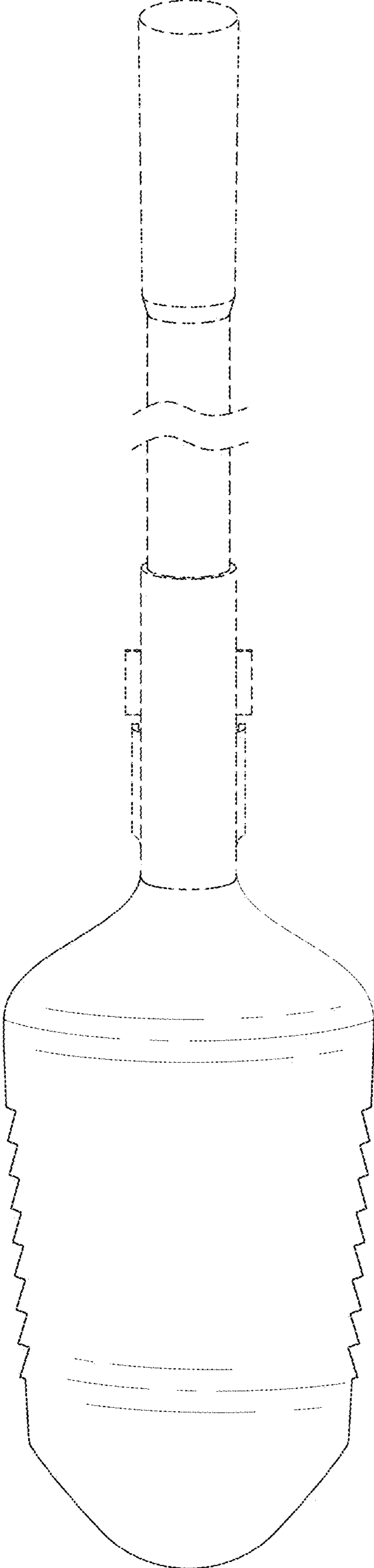


Fig-3

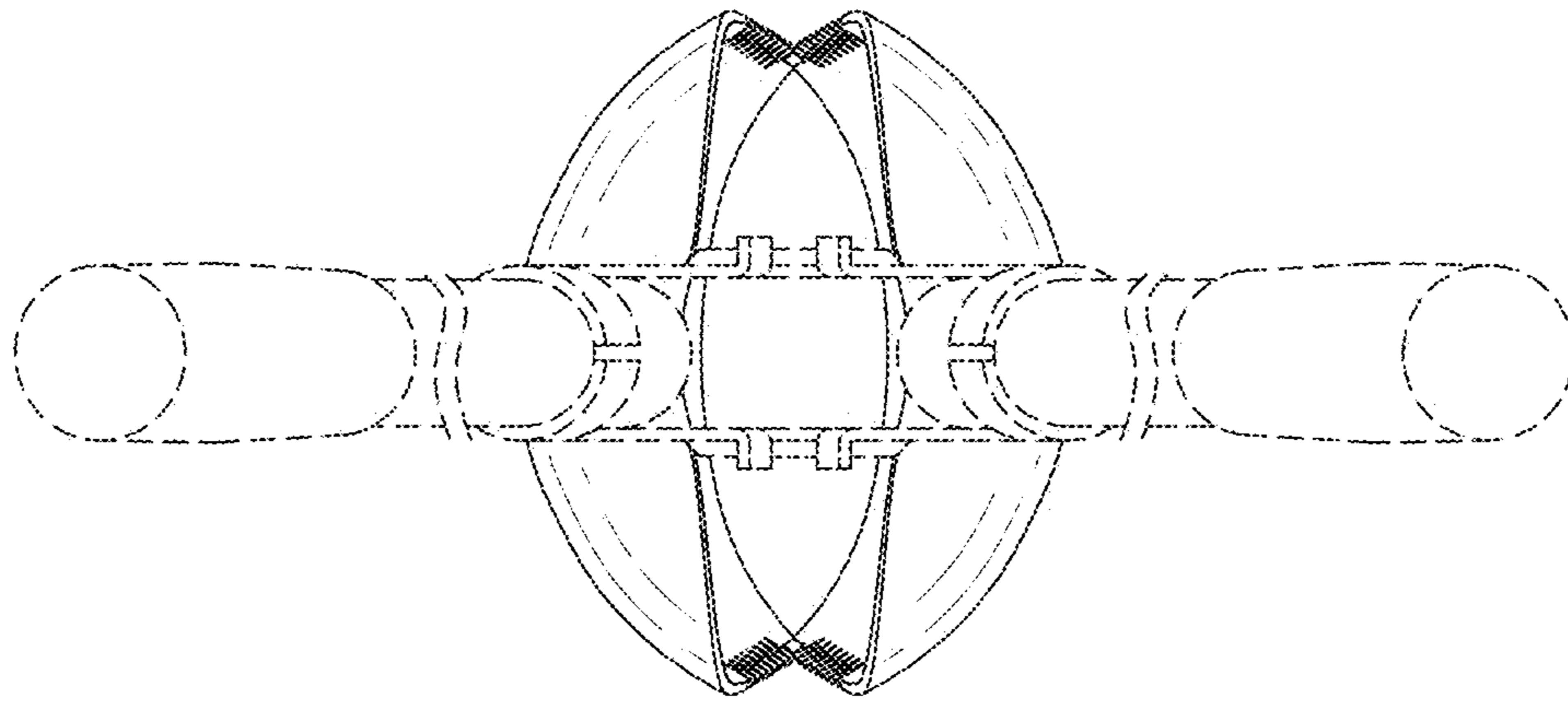


Fig-4



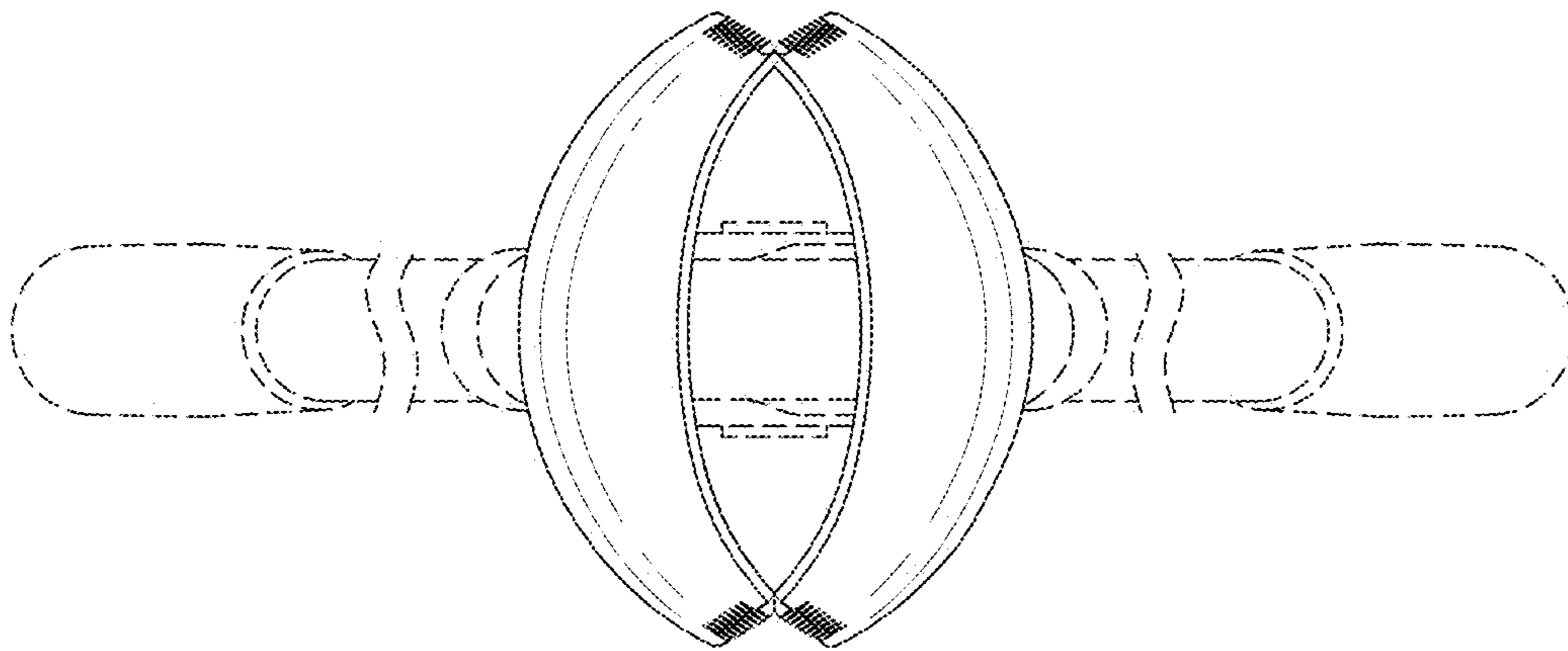


Fig-5

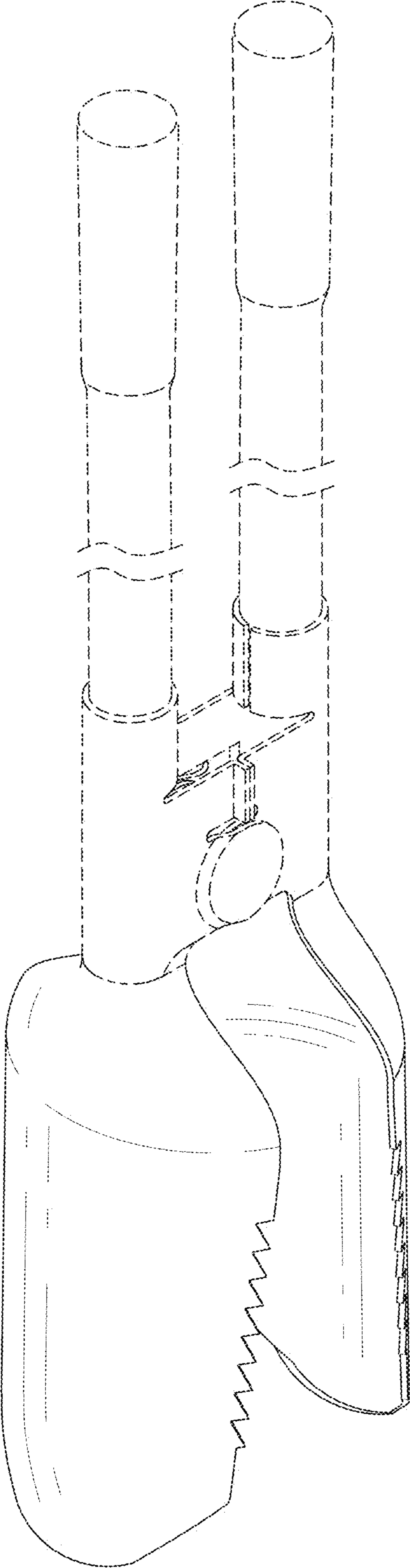


Fig-6