



US00D951040S

(12) **United States Design Patent**  
**Roberts et al.**

(10) **Patent No.:** **US D951,040 S**  
(45) **Date of Patent:** **\*\* May 10, 2022**

- (54) **PRUNER**
- (71) Applicant: **Fiskars Finland Oy Ab**, Helsinki (FI)
- (72) Inventors: **Colin Roberts**, Helsinki (FI); **Stephen Dechant**, Helsinki (FI)
- (73) Assignee: **Fiskars Finland Oy Ab**, Helsinki (FI)
- (\*\*) Term: **15 Years**
- (21) Appl. No.: **29/710,926**
- (22) Filed: **Oct. 28, 2019**
- (51) **LOC (13) Cl.** ..... **08-03**
- (52) **U.S. Cl.**  
USPC ..... **D8/5**
- (58) **Field of Classification Search**  
USPC ..... D8/4, 5, 7, 51, 52, 57  
CPC ..... A01G 2003/005; A01G 2003/023; A01G 2/35; A01G 3/02; A01G 3/065; A01G 3/021; B26B 13/26; B26B 13/28; B26B 13/285; B26B 13/16  
See application file for complete search history.

- D458,816 S 6/2002 Meyerratken
- D463,227 S \* 9/2002 Choi ..... D8/5
- D472,433 S 4/2003 Richwine
- D496,838 S \* 10/2004 Tomchak ..... D8/5
- 6,829,828 B1 \* 12/2004 Cech ..... A01G 3/02  
30/250
- D501,379 S 2/2005 Lipscomb et al.  
(Continued)

FOREIGN PATENT DOCUMENTS

- CN 302719745 \* 1/2014
  - CN 305193389 \* 6/2019
- (Continued)

*Primary Examiner* — Sandra Snapp  
*Assistant Examiner* — Ieisha N Price  
 (74) *Attorney, Agent, or Firm* — Leason Ellis LLP

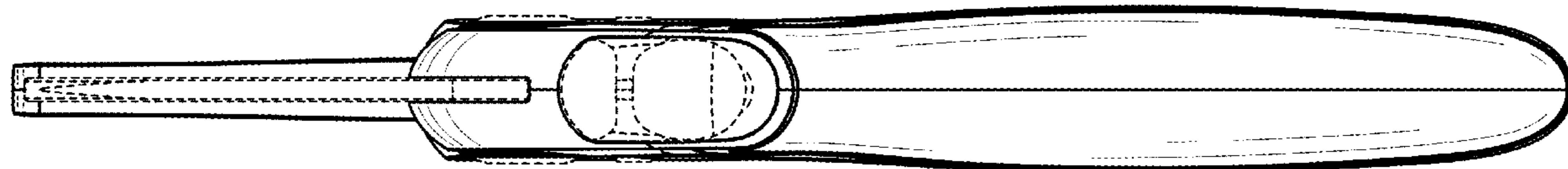
(57) **CLAIM**

The ornamental design for a pruner, as shown and described.

**DESCRIPTION**

FIG. 1 is a top plan view of our pruner according to our new design;  
 FIG. 2 is a left, side view thereof;  
 FIG. 3 is a right, side view thereof;  
 FIG. 4 is a bottom-left rear perspective view thereof;  
 FIG. 5 is a bottom-left front perspective view thereof;  
 FIG. 6 is a top-left rear perspective view thereof;  
 FIG. 7 is a top-left front perspective view thereof;  
 FIG. 8 is a front view thereof;  
 FIG. 9 is a bottom plan view thereof; and,  
 FIG. 10 is a rear view thereof.  
 The broken lines in the drawings illustrate portions of the pruner and form no part of the claimed design.  
 Conventional shading is illustrated for purposes of highlighting the line drawings, but forms no part of the claimed design.

**1 Claim, 10 Drawing Sheets**



(56)

References Cited

U.S. PATENT DOCUMENTS

D503,595 S 4/2005 Lipscomb et al.  
 D506,906 S 7/2005 Su  
 D509,115 S 9/2005 Wu  
 D547,140 S 7/2007 Shan  
 D557,086 S \* 12/2007 Lipscomb ..... D8/5  
 D567,601 S 4/2008 Klecker  
 D576,011 S 9/2008 Lipscomb et al.  
 D585,250 S \* 1/2009 Lee ..... D8/5  
 D585,251 S 1/2009 Lee  
 D628,031 S 11/2010 Stokes et al.  
 D628,032 S 11/2010 Stokes et al.  
 7,895,757 B1 \* 3/2011 Huang ..... B26B 13/285  
 30/250  
 D651,053 S \* 12/2011 Roberts ..... D8/5  
 D651,487 S 1/2012 Roberts et al.  
 D680,829 S 4/2013 Nelson  
 D698,214 S 1/2014 Sade et al.  
 D706,096 S 6/2014 Stokes et al.  
 D706,097 S \* 6/2014 Lyytikainen ..... D8/5  
 D706,590 S 6/2014 Sade et al.  
 D716,114 S \* 10/2014 Lyytikainen ..... D8/5  
 D720,968 S \* 1/2015 Roberts ..... D8/5  
 D750,455 S \* 3/2016 Wu ..... D8/5  
 9,408,350 B1 8/2016 Wu  
 D778,694 S \* 2/2017 Lambin ..... D8/5  
 D790,935 S \* 7/2017 Wu ..... D8/5  
 D793,824 S \* 8/2017 Sokka ..... D8/5  
 D802,381 S 11/2017 Wolf  
 D810,524 S 2/2018 Hsu  
 D815,501 S \* 4/2018 Huang ..... D8/5  
 D818,783 S 5/2018 Wermeille  
 D823,079 S \* 7/2018 Lyytikainen ..... D8/4  
 D827,399 S \* 9/2018 Lyytikainen ..... D8/5

D829,516 S \* 10/2018 Wu ..... D8/5  
 D859,100 S \* 9/2019 Wu ..... D8/5  
 D875,483 S 2/2020 Roberts et al.  
 2009/0090010 A1 \* 4/2009 Lin ..... B26B 29/04  
 30/254  
 2009/0151170 A1 \* 6/2009 Lee ..... A01G 3/02  
 30/252  
 2010/0037470 A1 \* 2/2010 Liu ..... A01G 3/02  
 30/262  
 2011/0023309 A1 \* 2/2011 Huang ..... B26B 13/16  
 30/234  
 2011/0192035 A1 \* 8/2011 Chen ..... A01G 3/02  
 30/251  
 2012/0198705 A1 \* 8/2012 Huang ..... A01G 3/02  
 30/244  
 2013/0091713 A1 \* 4/2013 Wu ..... A01G 3/02  
 30/254  
 2014/0182142 A1 \* 7/2014 Vanttila ..... B26B 13/18  
 30/271  
 2014/0202007 A1 \* 7/2014 Huang ..... A01G 3/02  
 30/262  
 2016/0183475 A1 6/2016 Wu  
 2017/0049060 A1 \* 2/2017 Chou ..... A01G 3/021  
 2017/0215346 A1 \* 8/2017 Lin ..... B26B 13/26  
 2019/0261573 A1 \* 8/2019 Wu ..... B25G 1/102

FOREIGN PATENT DOCUMENTS

CN 306038015 \* 9/2020  
 CN 306912989 \* 11/2021  
 CN 307016166 \* 12/2021  
 EM 000873658-0001 \* 2/2008  
 EM 002667659-0029 \* 4/2015  
 GB 2007146 \* 10/1990  
 GB 2088996 \* 3/2000

\* cited by examiner

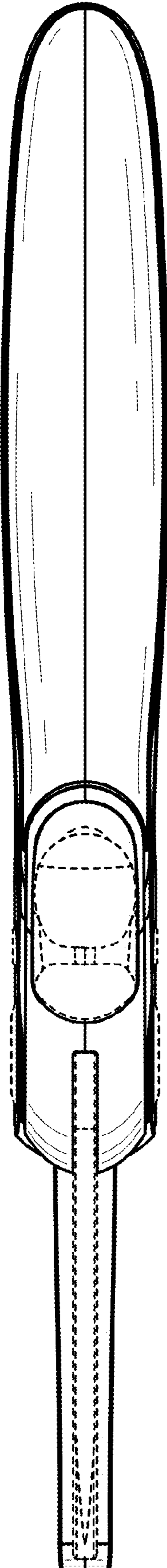


FIG. 1

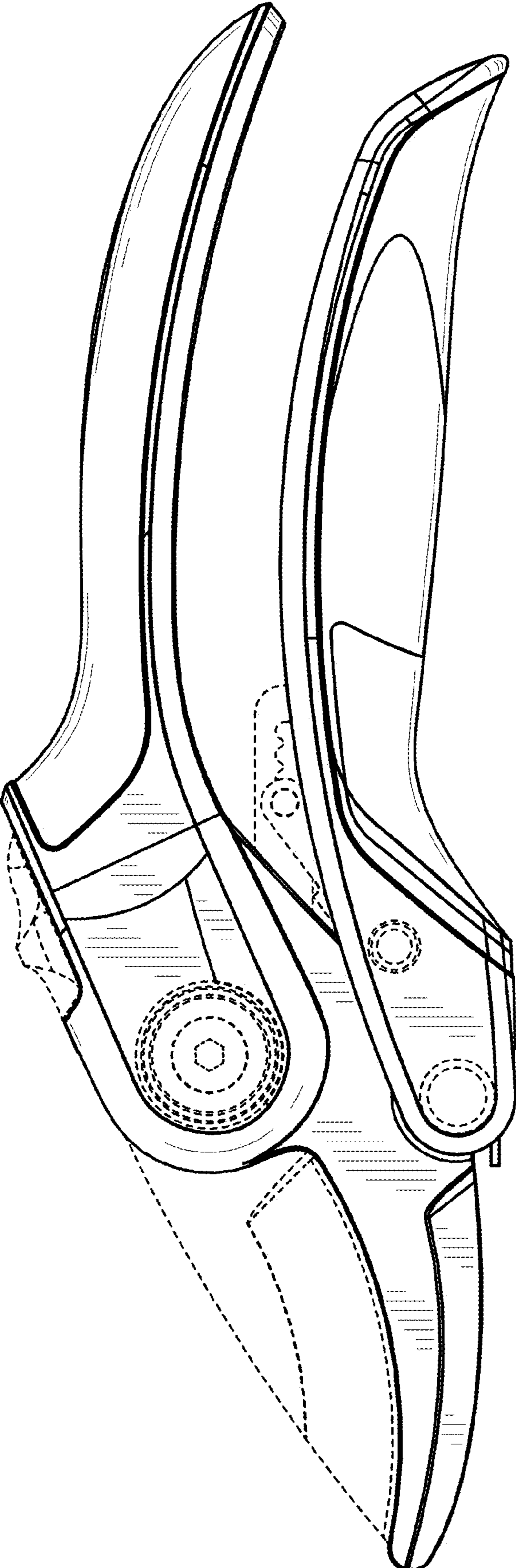


FIG. 2

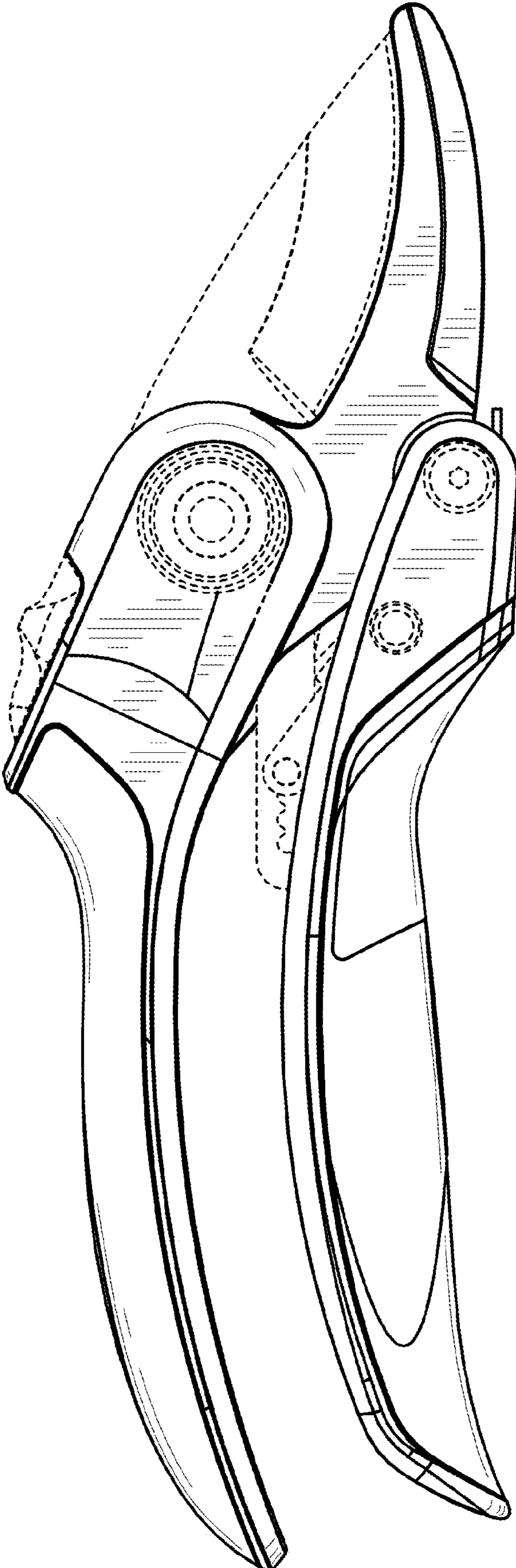


FIG. 3

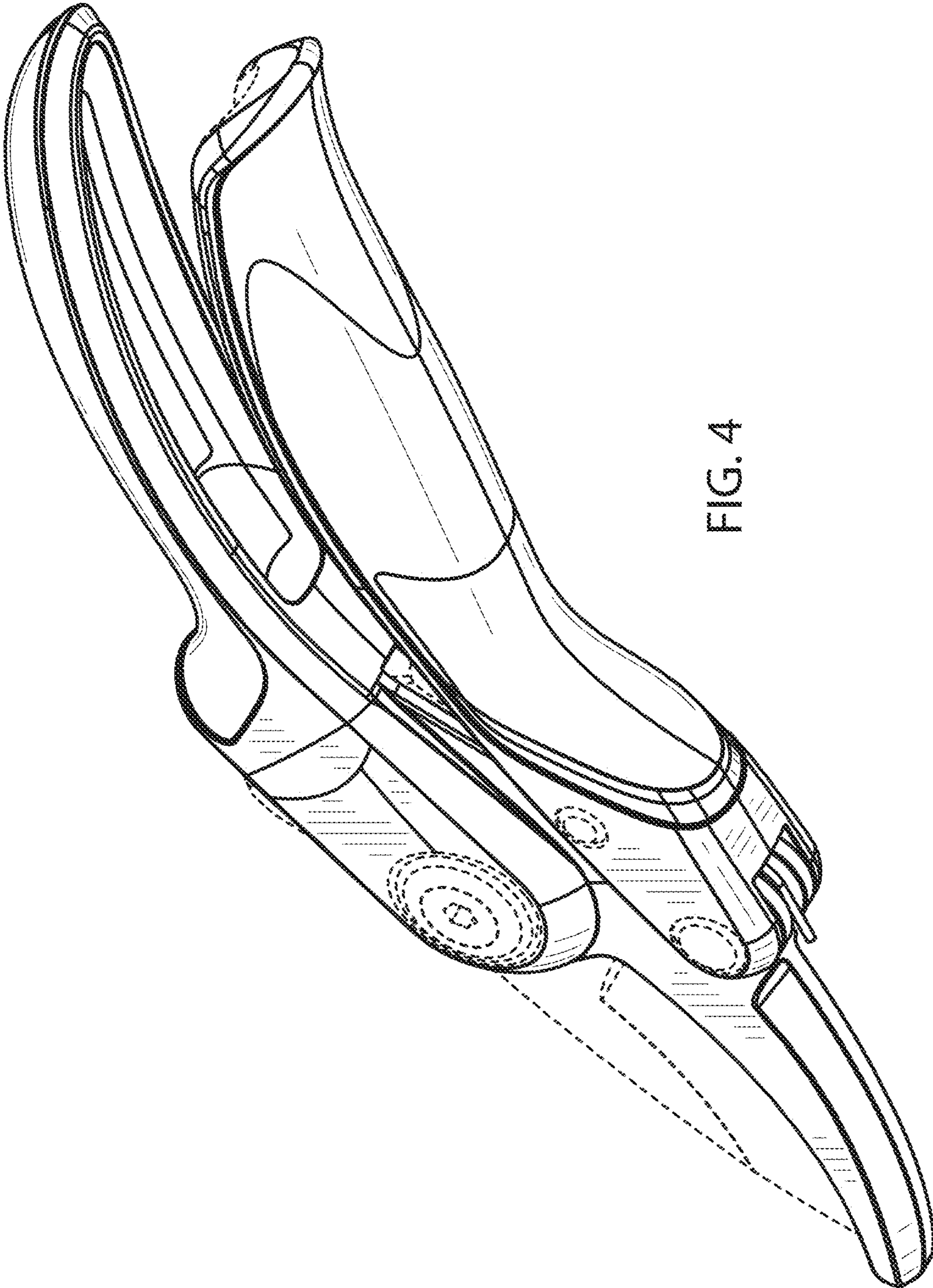


FIG. 4

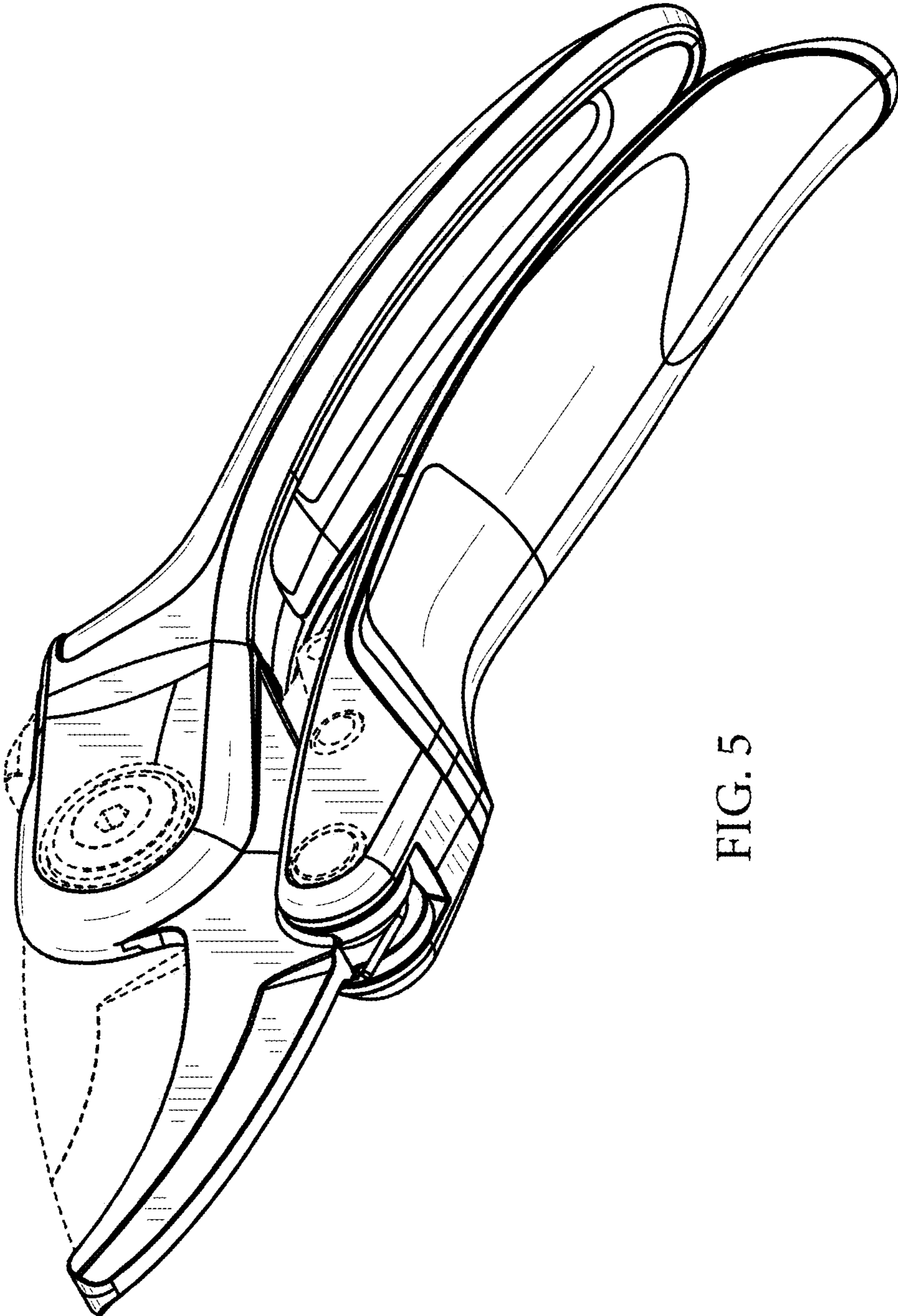


FIG. 5

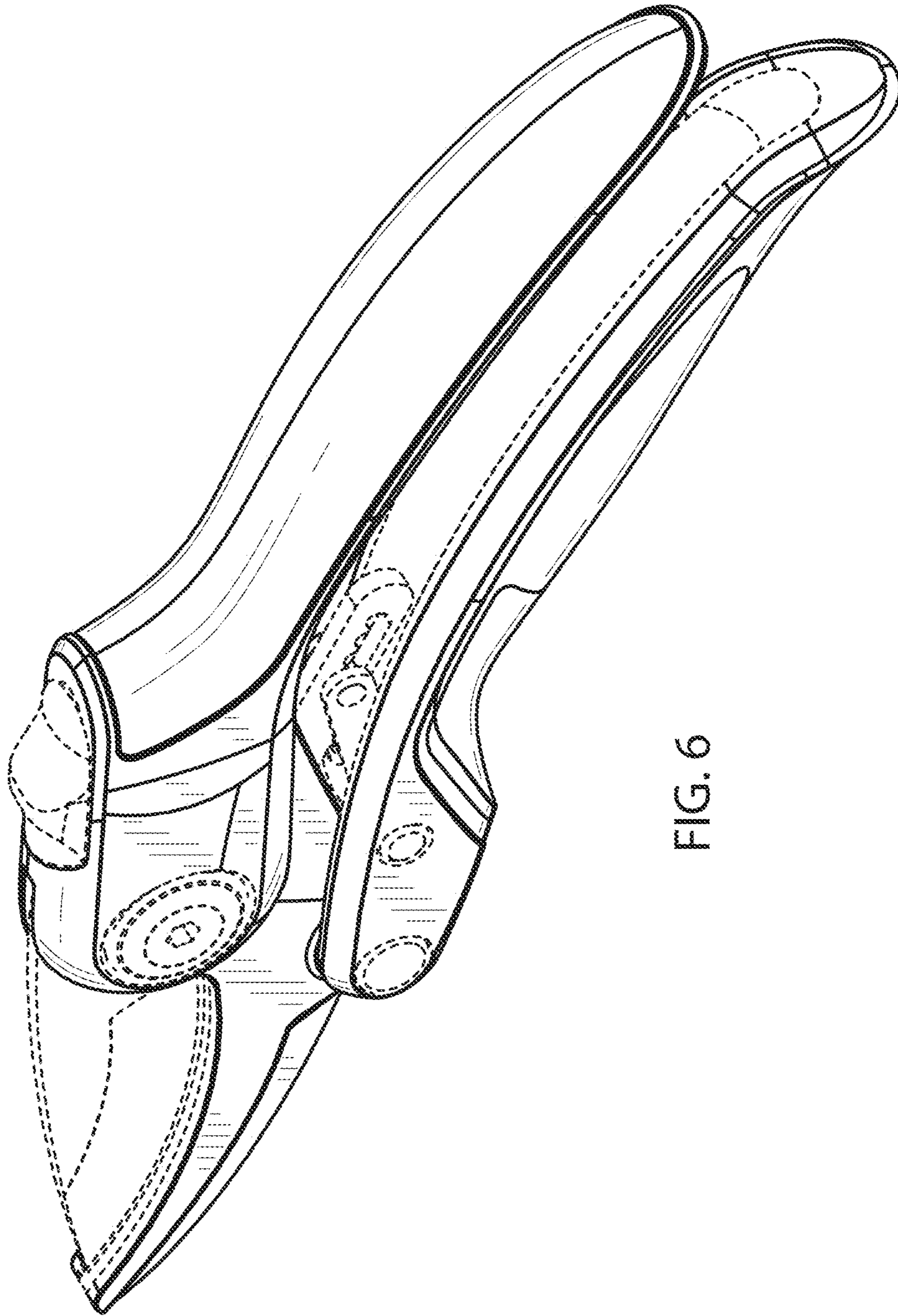


FIG. 6



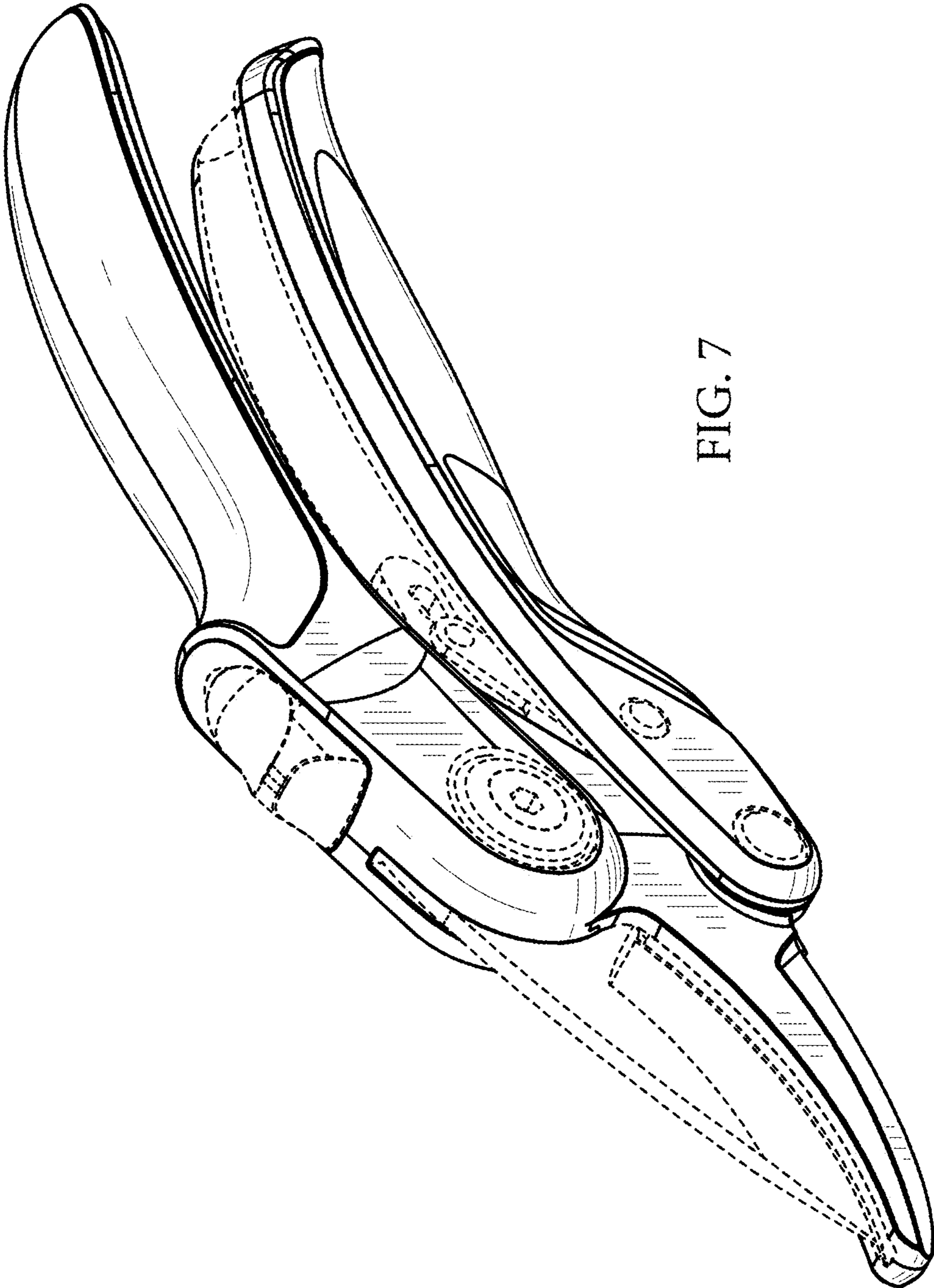


FIG. 7

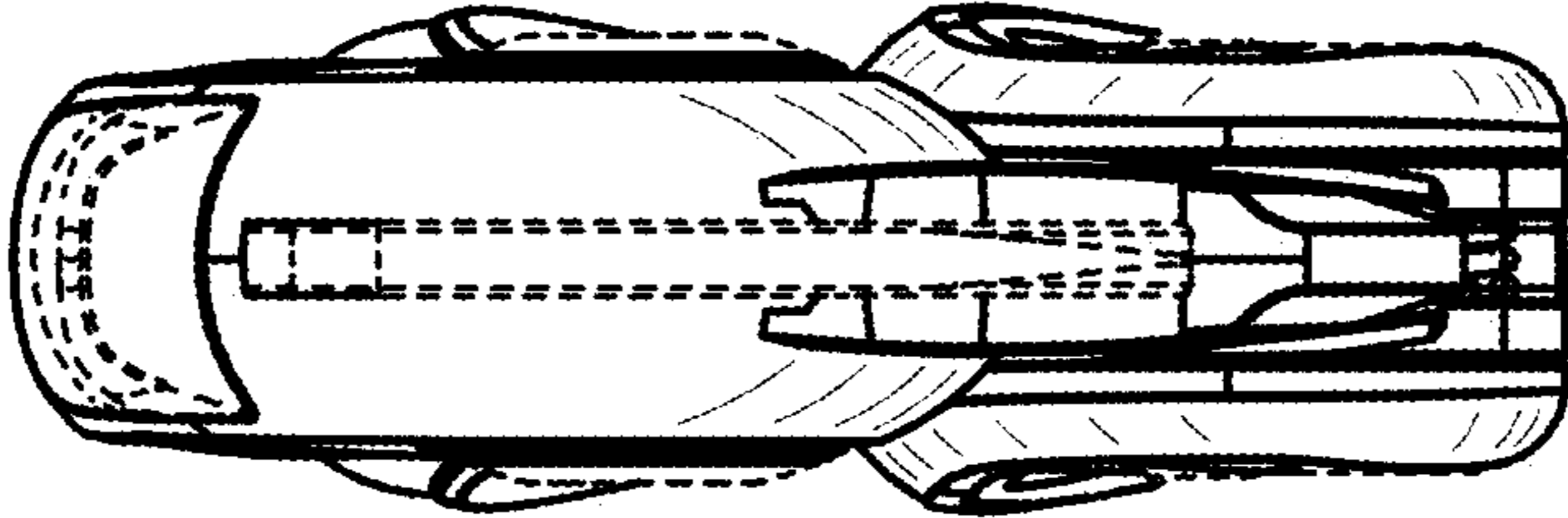


FIG. 8

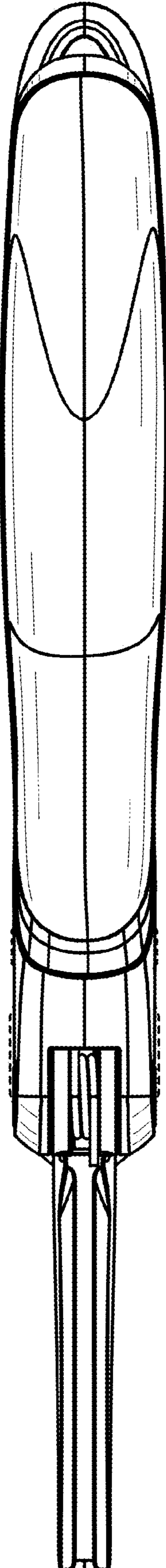


FIG. 9

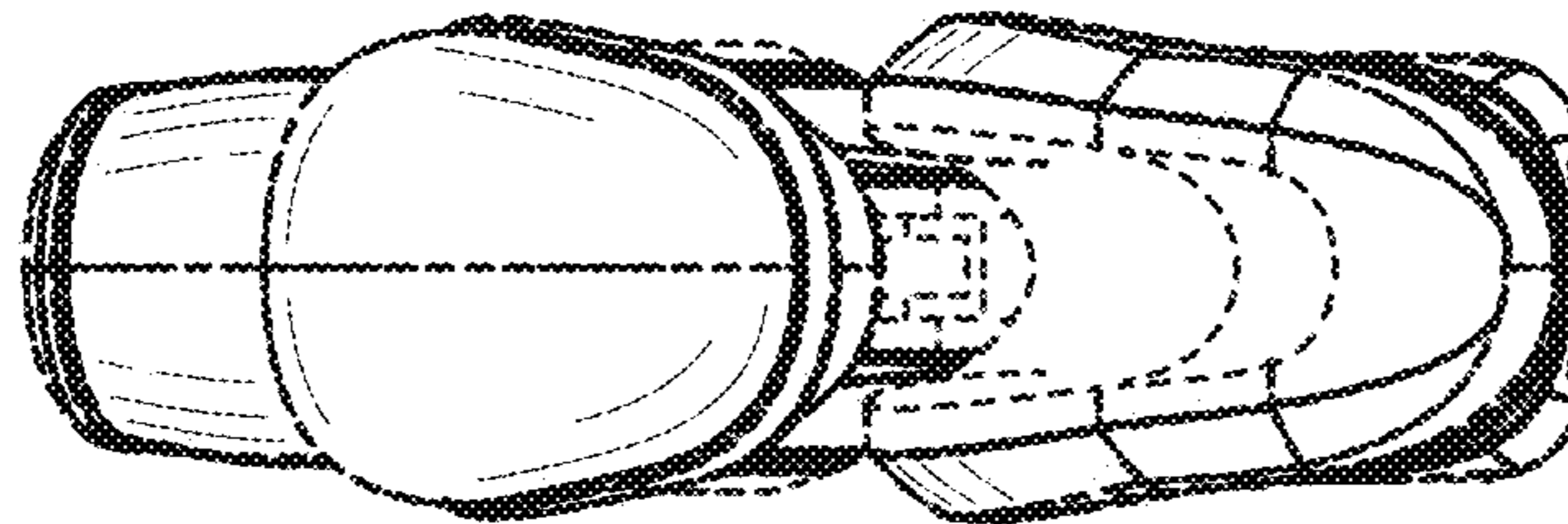


FIG. 10