



US00D950994S

(12) **United States Design Patent** (10) **Patent No.:** **US D950,994 S**  
**Corbo et al.** (45) **Date of Patent:** **\*\* May 10, 2022**

(54) **PANEL PORTION FOR AN ELECTRONICS RACK**

2,218,791 A \* 10/1940 Herscovitz ..... E04F 13/147  
52/555  
D185,611 S \* 6/1959 Paulson ..... D25/115  
D196,727 S \* 10/1963 Bavetta ..... D25/114  
3,851,194 A \* 11/1974 Kawada ..... B06B 1/0644  
310/345

(71) Applicant: **Middle Atlantic Products, Inc.**,  
Fairfield, NJ (US)

(72) Inventors: **Nico Corbo**, Blairstown, NJ (US);  
**Leszek Markowski**, Riverdale, NJ  
(US); **Mark Trebicki**, South Deerfield,  
MA (US)

(73) Assignee: **Legrand A V Inc.**, Fairfield, NJ (US)

(\*\*) Term: **15 Years**

(21) Appl. No.: **29/696,762**

(22) Filed: **Jul. 1, 2019**

**Related U.S. Application Data**

(62) Division of application No. 29/607,599, filed on Jun.  
14, 2017, now Pat. No. Des. 875,443.

(51) **LOC (13) Cl.** ..... **06-06**

(52) **U.S. Cl.**  
USPC ..... **D6/703.5**

(58) **Field of Classification Search**  
USPC ..... D6/349, 627, 672, 673-674, 675-675.1,  
D6/682, 682.1, 682.2; D25/113, 114,  
D25/115, 138, 151, 152, 153  
CPC .. A47F 2005/0075; A47F 5/0807; A47F 7/00;  
B44F 9/00; B44F 9/04  
See application file for complete search history.

(56) **References Cited**

**U.S. PATENT DOCUMENTS**

1,086,975 A \* 2/1914 Aaronson ..... E04B 2/42  
428/141  
1,564,578 A \* 12/1925 Kennedy ..... B44B 1/00  
264/33  
2,209,283 A \* 7/1940 Ronzone ..... E04F 13/147  
52/314

(Continued)

**OTHER PUBLICATIONS**

1 Inch Deep Micro Perf Door for WMA 10RU; Atlas IED, <http://www.atlasied.com/mpfd10>; Oct. 2016; 1 page.

(Continued)

*Primary Examiner* — Kelley A Donnelly

(74) *Attorney, Agent, or Firm* — Faegre Drinker Biddle &  
Reath LLP

(57) **CLAIM**

The ornamental design for a panel portion for an electronics rack, as shown and described.

**DESCRIPTION**

FIG. 1 is a perspective view of a panel portion for an electronics rack according to one embodiment of the invention.

FIG. 2 is a front view of the panel portion of FIG. 1.

FIG. 3 is a rear view of the panel portion of FIG. 1.

FIG. 4 is a top view of the panel portion of FIG. 1.

FIG. 5 is a bottom view of the panel portion of FIG. 1.

FIG. 6 is a left side view of the panel portion of FIG. 1.

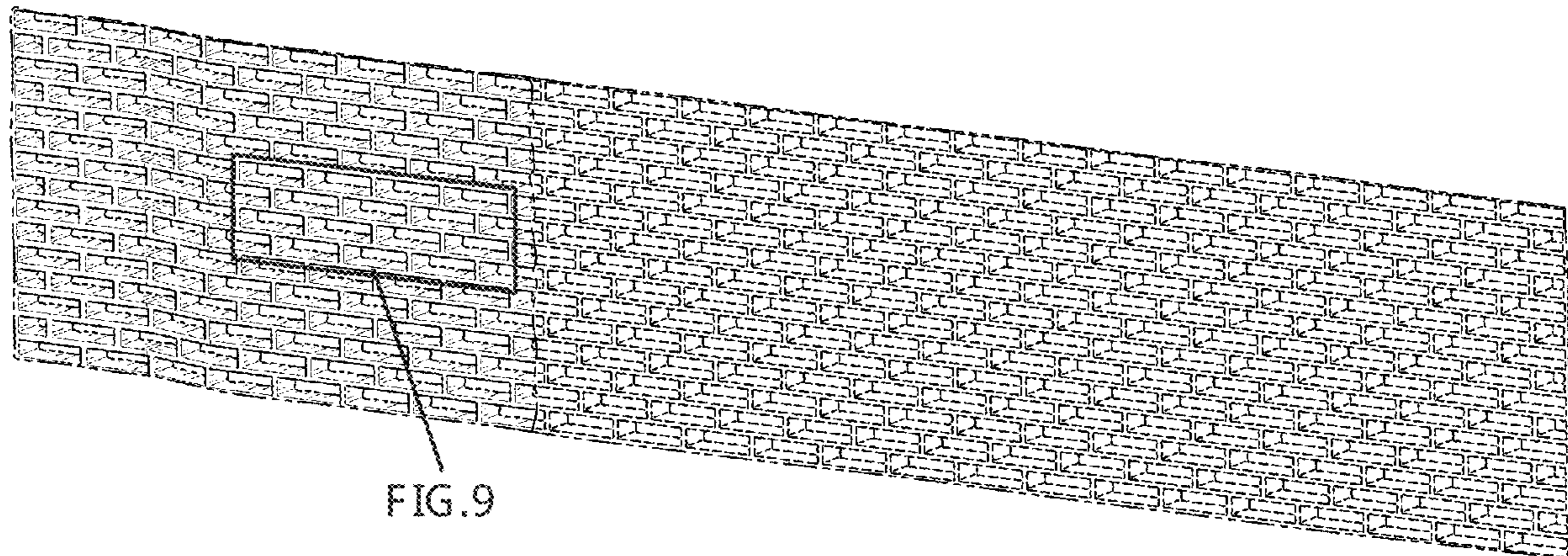
FIG. 7 is a right side view of the panel portion of FIG. 1.

FIG. 8 is a cross sectional view of the panel portion of FIG. 1 taken along lines 8-8 in FIG. 2; and,

FIG. 9 is an enlarged segment of the perspective view of the panel portion of FIG. 1 illustrating the surface contour.

The dash-dot break lines that represent the bounds of the claim. The portions of the drawings appearing in broken lines are for environment only and do not form a part of the claimed design.

**1 Claim, 6 Drawing Sheets**



(56)

References Cited

U.S. PATENT DOCUMENTS

D245,340 S \* 8/1977 Johnson ..... D25/118  
 4,241,554 A \* 12/1980 Infantino ..... E04C 2/30  
 52/314  
 D309,481 S \* 7/1990 Fish, Jr. .... D21/490  
 5,268,137 A \* 12/1993 Scott ..... B28B 19/0061  
 249/112  
 D357,732 S 4/1995 Spechts et al.  
 5,487,526 A \* 1/1996 Hupp ..... B28B 7/24  
 249/129  
 D368,313 S \* 3/1996 Schulz, Jr. .... D25/118  
 D381,437 S \* 7/1997 Browning ..... D25/113  
 5,667,190 A \* 9/1997 Scott ..... B28B 19/0061  
 249/16  
 D408,930 S 4/1999 Behunin  
 D409,313 S 5/1999 Behunin  
 D415,355 S 10/1999 Lewis  
 6,145,266 A 11/2000 VonDross  
 D443,147 S 6/2001 Vincent  
 6,431,798 B1 \* 8/2002 Magliocco ..... E02D 29/025  
 405/284  
 D463,212 S 9/2002 Hwang  
 D479,614 S 9/2003 Scott et al.  
 D492,796 S 7/2004 Price  
 D598,455 S 8/2009 Musgrave et al.  
 D599,354 S 9/2009 Musgrave et al.  
 D608,462 S 1/2010 Hammer  
 7,871,054 B2 \* 1/2011 Walters ..... B28B 19/0061  
 249/15  
 D648,450 S 11/2011 Drummond  
 D659,263 S \* 5/2012 Jacot ..... D25/113  
 8,181,930 B2 \* 5/2012 Fasching ..... E04F 13/0862  
 249/15  
 D670,294 S 11/2012 Kuehn et al.  
 D670,822 S \* 11/2012 Schramm ..... D25/113  
 D675,346 S 1/2013 Scott, III  
 D682,634 S 5/2013 Datavs

D683,145 S \* 5/2013 Patel ..... D6/349  
 D688,495 S 8/2013 Gerner  
 8,852,724 B2 \* 10/2014 Calmes ..... E04G 17/005  
 428/178  
 8,881,468 B2 \* 11/2014 McMullen ..... F21V 21/02  
 52/61  
 8,888,067 B1 \* 11/2014 Calmes ..... B28B 19/0061  
 249/15  
 D741,868 S 10/2015 Franz et al.  
 D763,360 S 8/2016 Rouse, Jr.  
 D782,424 S 3/2017 Lin  
 9,695,596 B2 \* 7/2017 McIntosh ..... E04C 2/38  
 D818,612 S \* 5/2018 Elmaagacli ..... D25/151  
 D820,619 S 6/2018 Brugger et al.  
 D829,933 S 10/2018 Serino et al.  
 10,119,280 B2 \* 11/2018 Calmes ..... B28B 7/0073  
 D836,407 S 12/2018 McGovern  
 D859,695 S \* 9/2019 Crawford ..... D25/151  
 10,406,721 B2 \* 9/2019 Fitzgerald ..... B28B 7/0073  
 D862,202 S \* 10/2019 Niu ..... D8/354  
 D875,277 S \* 2/2020 Sheehan ..... D25/199  
 D875,443 S \* 2/2020 Corbo ..... D6/675  
 D895,847 S \* 9/2020 Doman ..... D25/113  
 D905,870 S \* 12/2020 Pivac ..... D25/114  
 2010/0071832 A1 \* 3/2010 Greer ..... E01F 9/512  
 156/71  
 2010/0088989 A1 \* 4/2010 Nasvik ..... C04B 28/02  
 52/309.4  
 2011/0013991 A1 \* 1/2011 Watson ..... E21F 17/103  
 405/284  
 2019/0322127 A1 \* 10/2019 Lacasse-Veilleux .... E04F 13/07

OTHER PUBLICATIONS

Flush Rear Door For 700 Series Equipment Racks—14RU; AtlasIED;  
<http://www.atlasied.com/frd14>; Oct. 2016, 1 page.  
 1 Inch Deep Micro Perf Door for WMA-16-19-HR; AtlasIED;  
<http://www.atlasied.com/mpfd16-hr>; Oct. 2016; 1 page.

\* cited by examiner

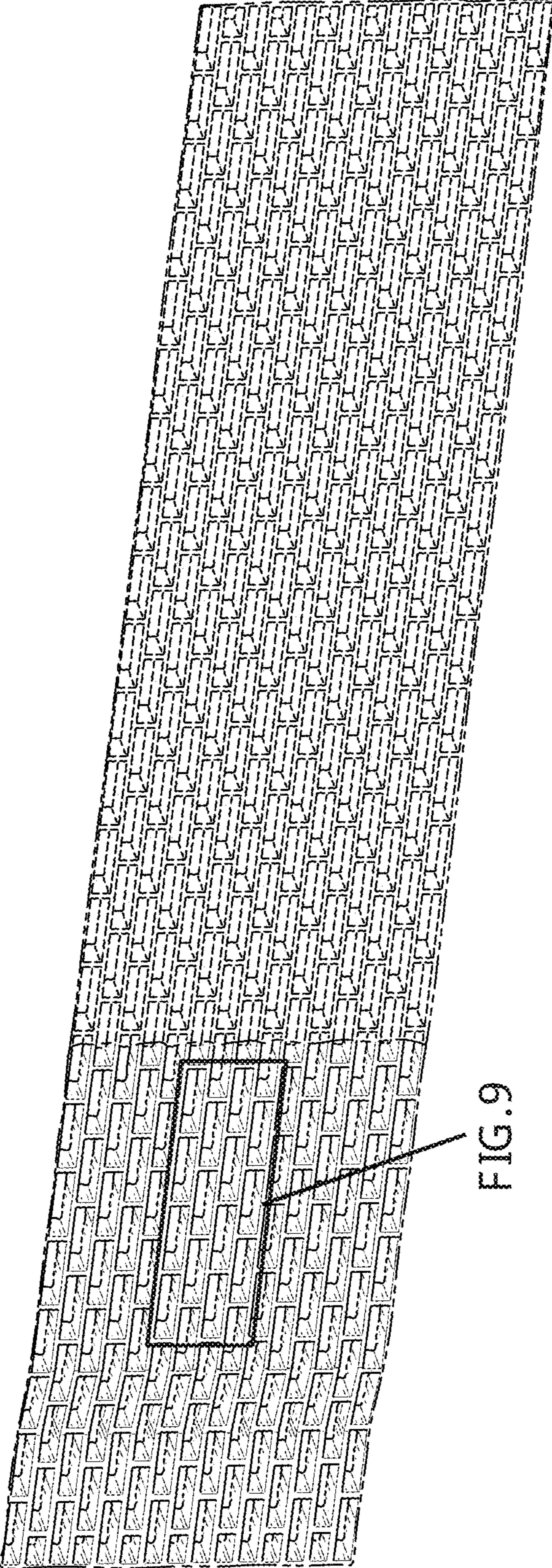


FIG. 1

FIG. 9

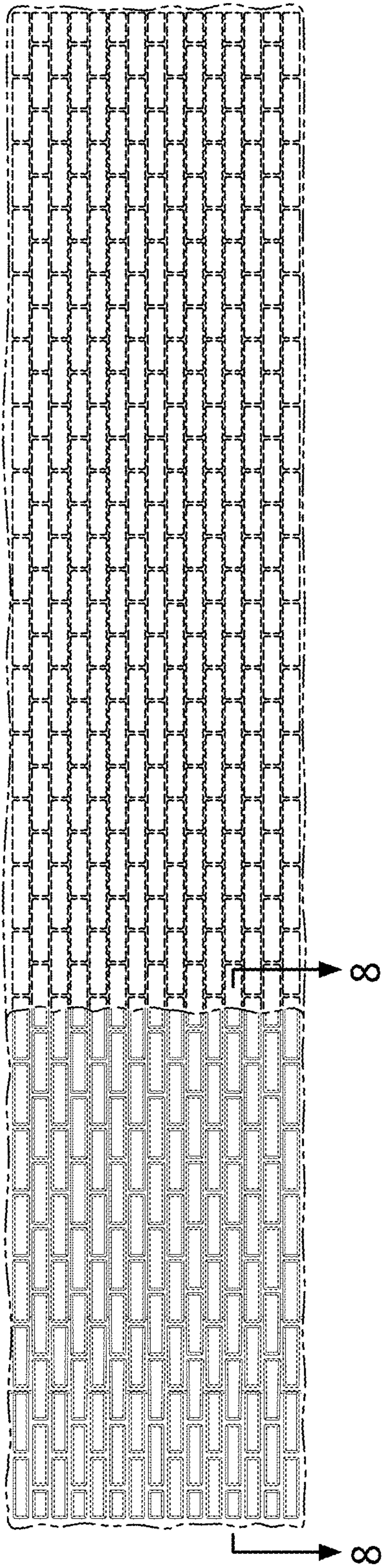


FIG. 2




FIG. 3

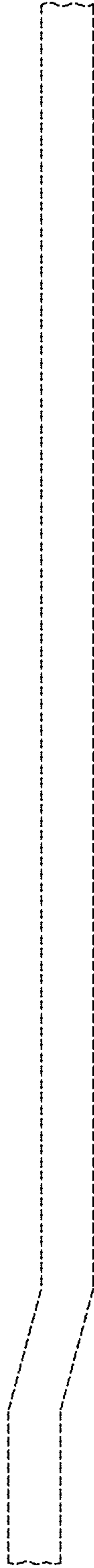


FIG. 4

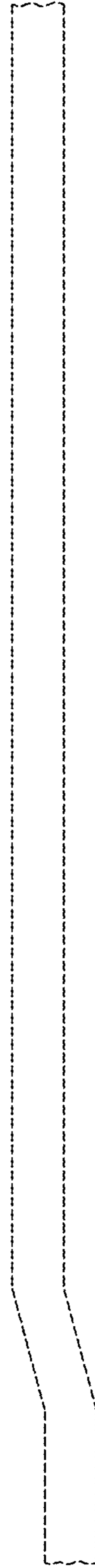


FIG. 5




FIG. 7



FIG. 6



FIG. 8

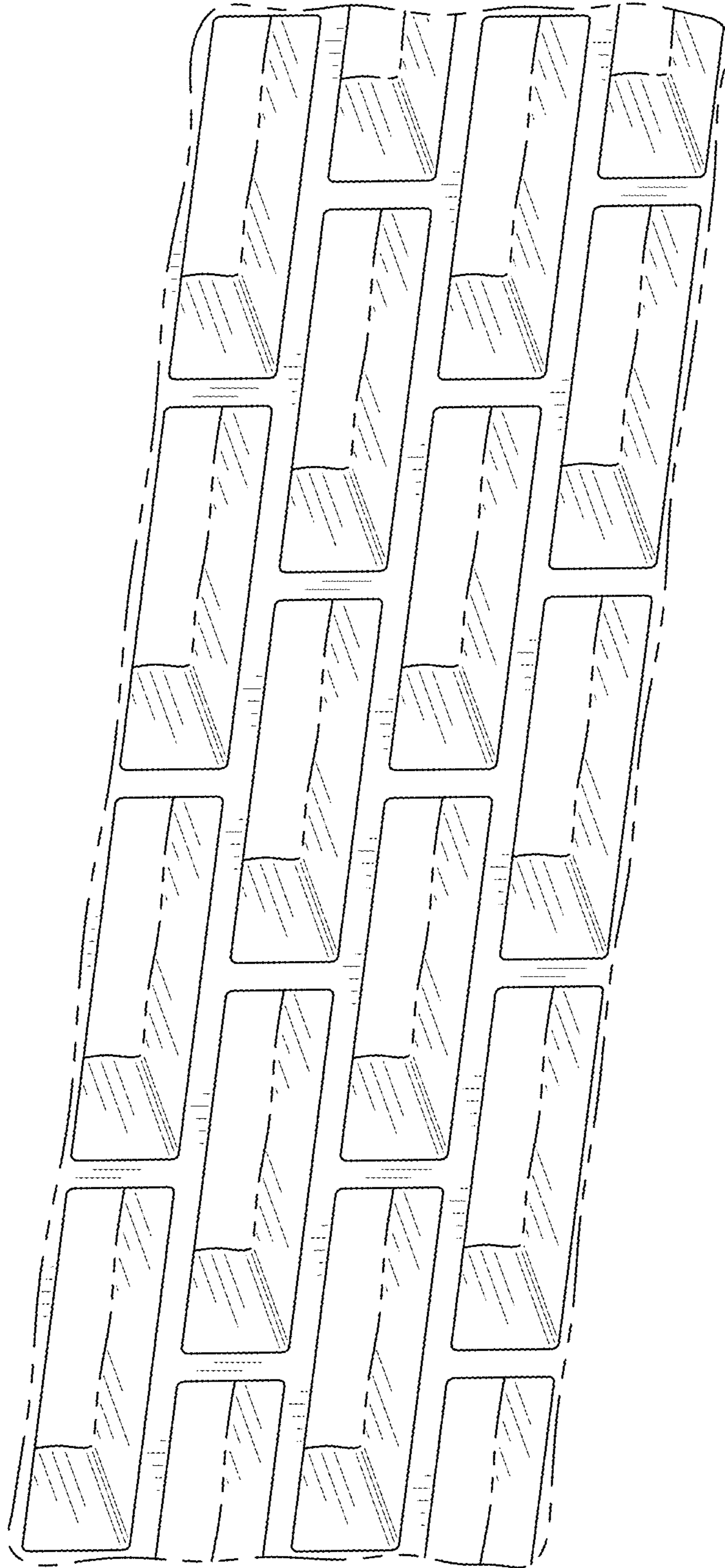


FIG. 9