



US00D950989S

(12) **United States Design Patent** (10) **Patent No.:** **US D950,989 S**
Hunt (45) **Date of Patent:** **** May 10, 2022**

(54) **WIG STAND**
(71) Applicant: **Jeannette Hunt**, Orlando, FL (US)
(72) Inventor: **Jeannette Hunt**, Orlando, FL (US)
(**) Term: **15 Years**
(21) Appl. No.: **29/754,246**
(22) Filed: **Oct. 8, 2020**
(51) **LOC (13) Cl.** **06-06**
(52) **U.S. Cl.**
USPC **D6/677.5**; D28/93
(58) **Field of Classification Search**
USPC D6/677, 677.1, 677.2, 677.5, 678, 678.1,
D6/682.1; D28/93
CPC A47G 25/00; A47G 25/06; A47G 25/10;
A45D 44/14; A47F 7/06
See application file for complete search history.

D624,332 S 9/2010 Nwatu
D699,486 S * 2/2014 Huang D6/681.3
D719,769 S * 12/2014 Daniels D6/682.1
D761,601 S * 7/2016 Simmons D6/681
9,538,831 B1 1/2017 Tracy
D833,185 S * 11/2018 Zhou D6/681.3
D842,549 S * 3/2019 Ndu D28/93
10,219,605 B1 3/2019 Love
D863,688 S 10/2019 Ndu
D885,810 S * 6/2020 Song D6/681.3
D911,620 S * 2/2021 Riddick D28/93
D912,905 S * 3/2021 Nnakwe D28/93
D930,907 S * 9/2021 Williams D28/93

* cited by examiner

Primary Examiner — Kelley A Donnelly

(57) **CLAIM**

The ornamental design for a wig stand, as shown and described.

DESCRIPTION

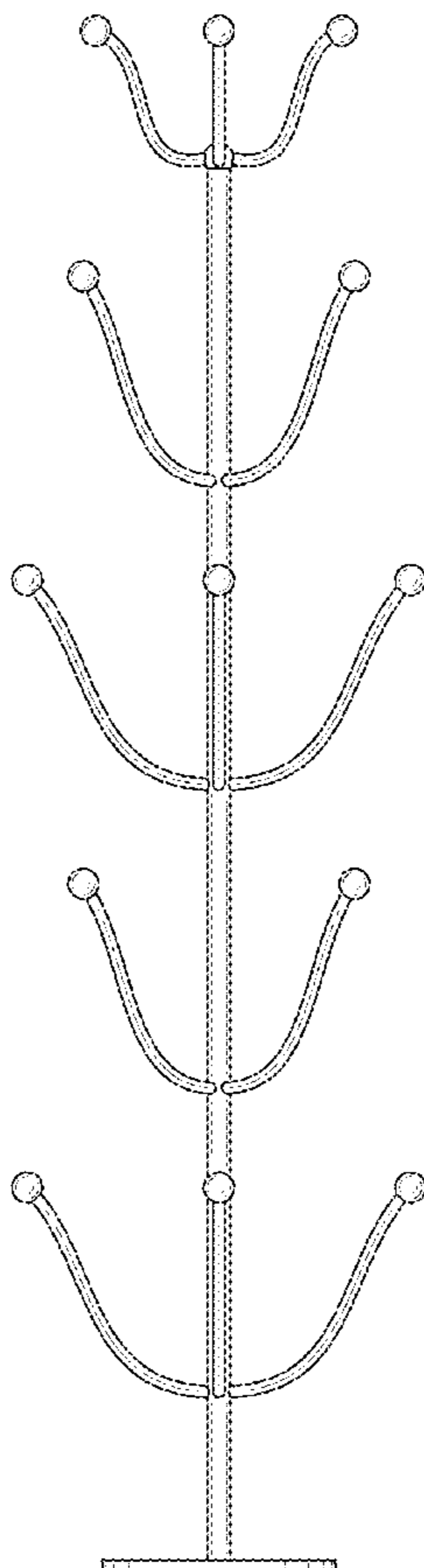
FIG. 1 is a front view of a wig stand showing my new design;
FIG. 2 is a rear view of the wig stand;
FIG. 3 is a right side view of the wig stand;
FIG. 4 is a left side view of the wig stand;
FIG. 5 is a top view of the wig stand;
FIG. 6 is a bottom view of the wig stand; and,
FIG. 7 is a top front side perspective view of the wig stand.

1 Claim, 6 Drawing Sheets

(56) **References Cited**

U.S. PATENT DOCUMENTS

3,779,433 A 12/1973 Imal
3,820,694 A 6/1974 Pabis
D271,913 S * 12/1983 Nanfito D32/55
6,112,909 A 9/2000 Moseley
D566,990 S * 4/2008 Cook D6/681.3
D595,518 S * 7/2009 Zapanta D6/681.1



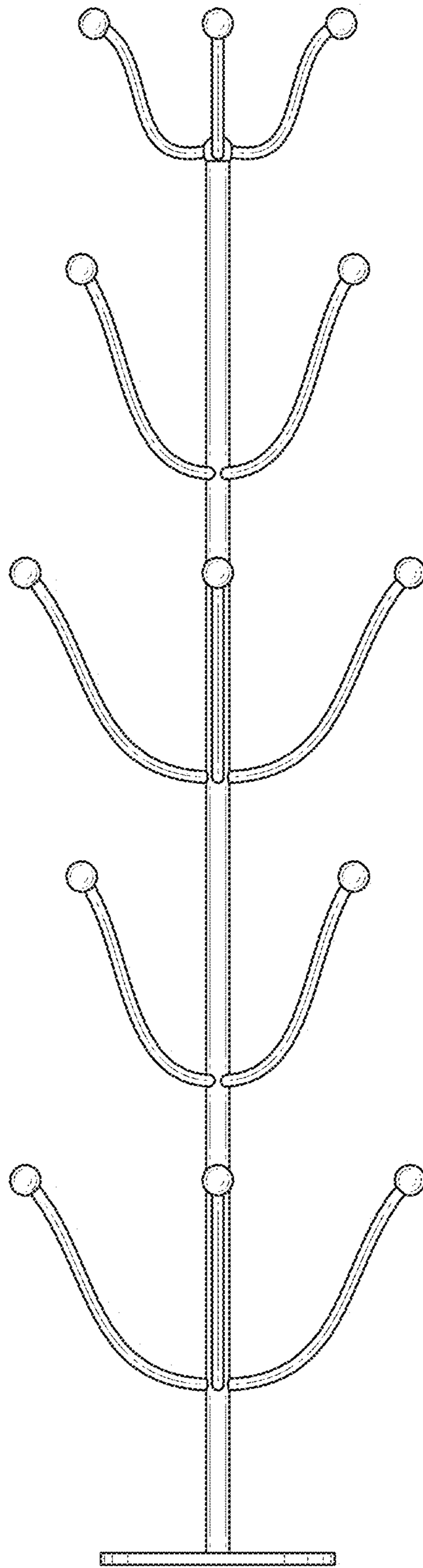


FIG. 1

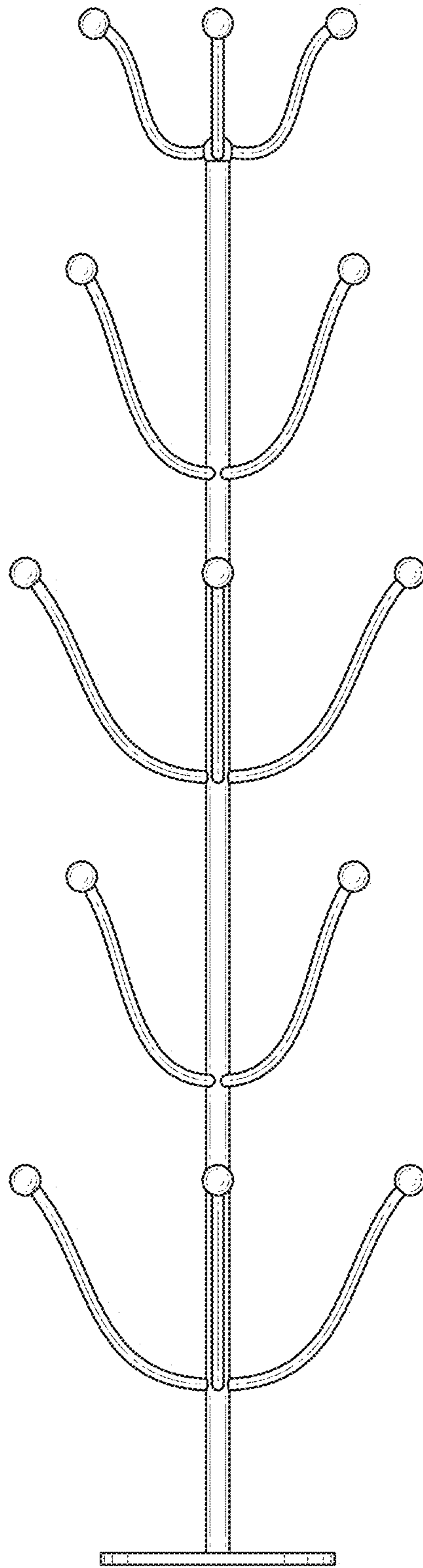


FIG. 2

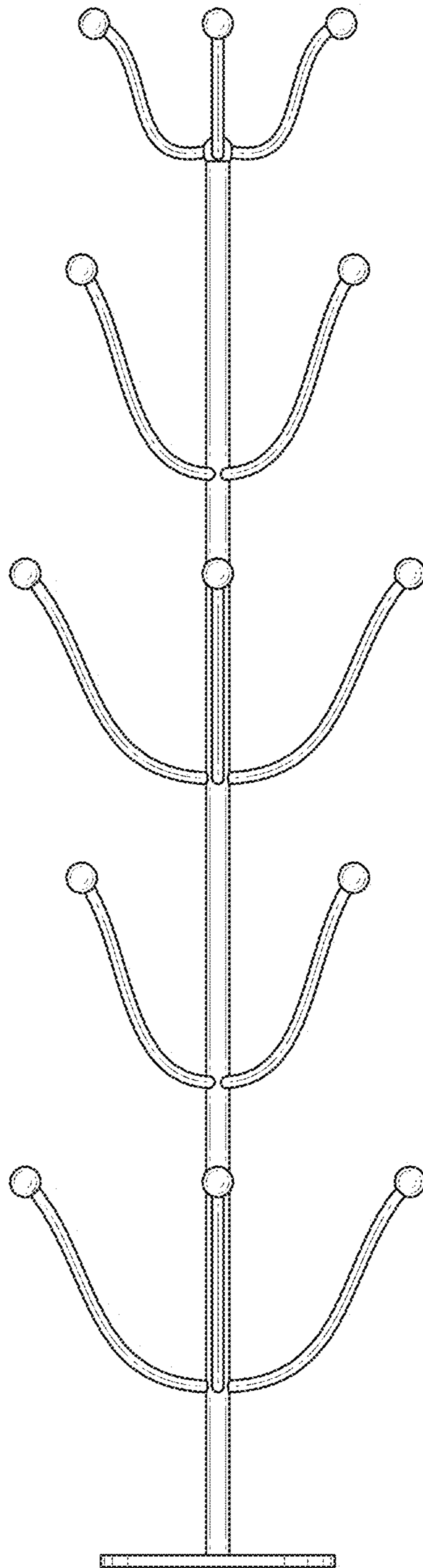


FIG. 3

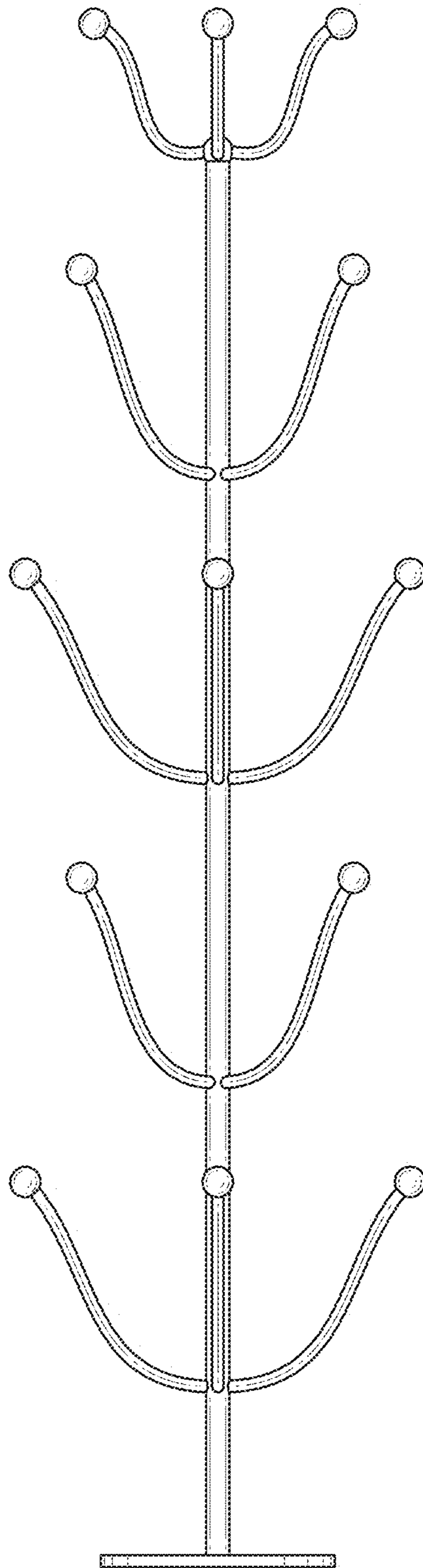


FIG. 4

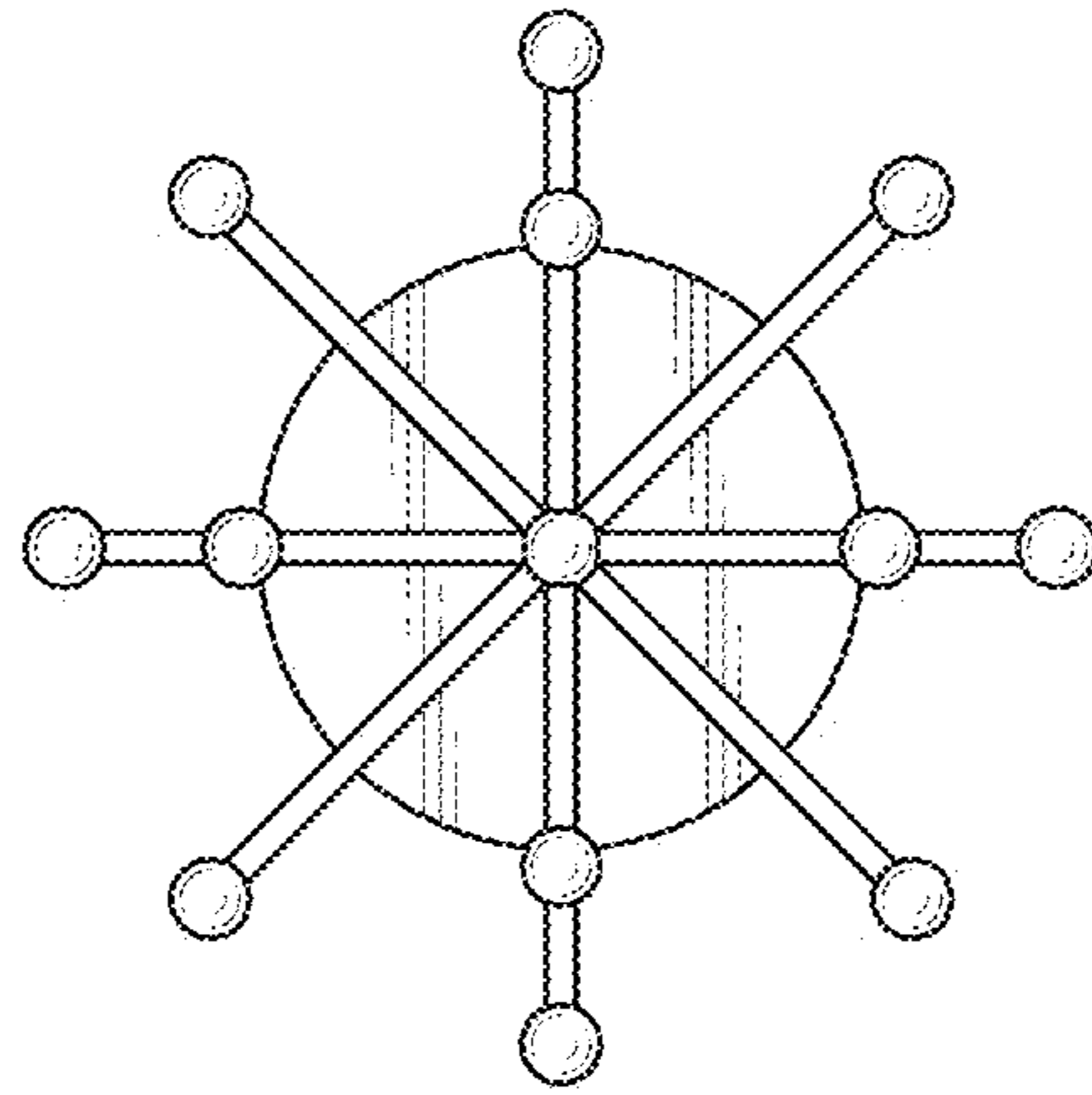


FIG. 5

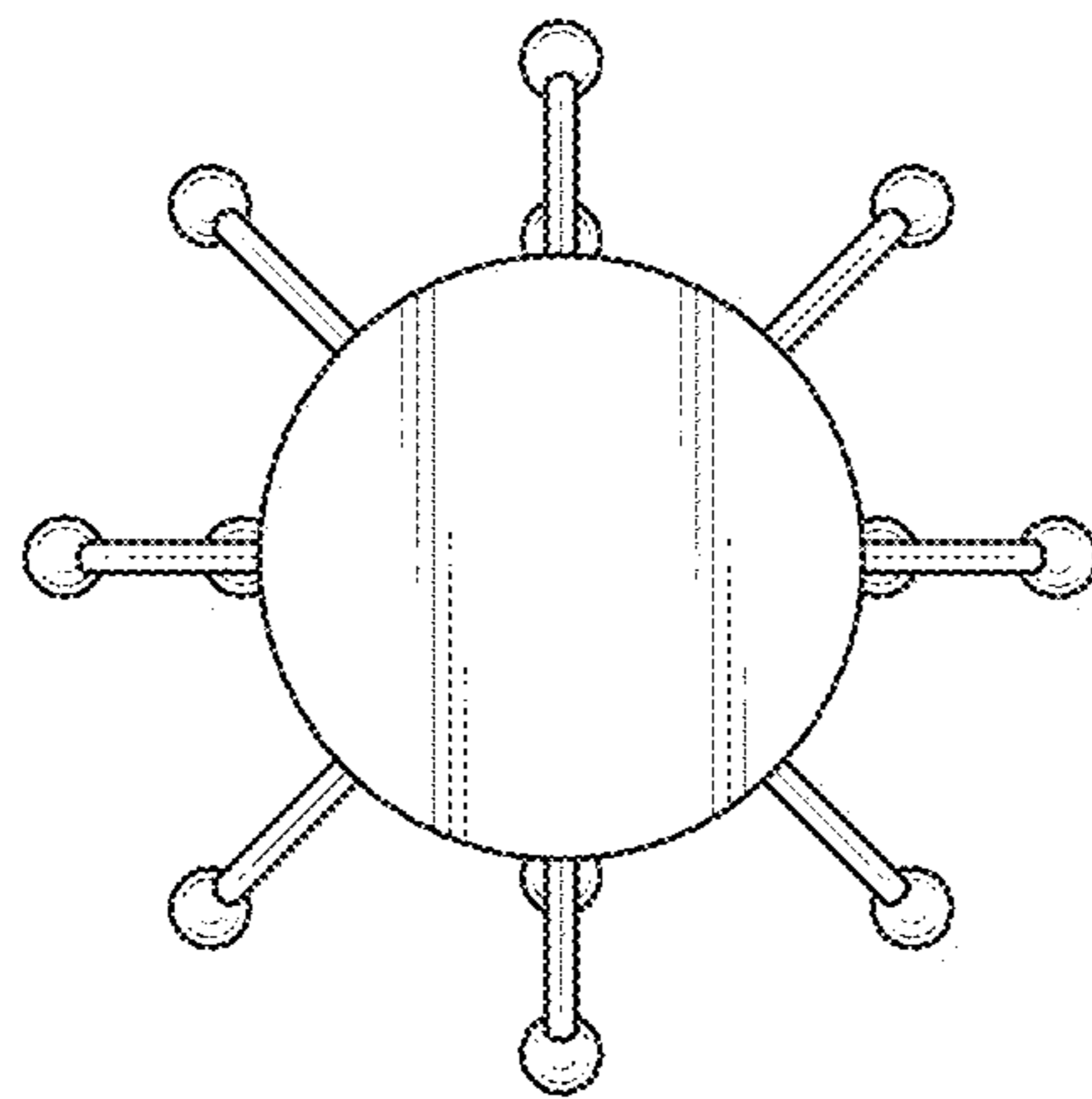


FIG. 6

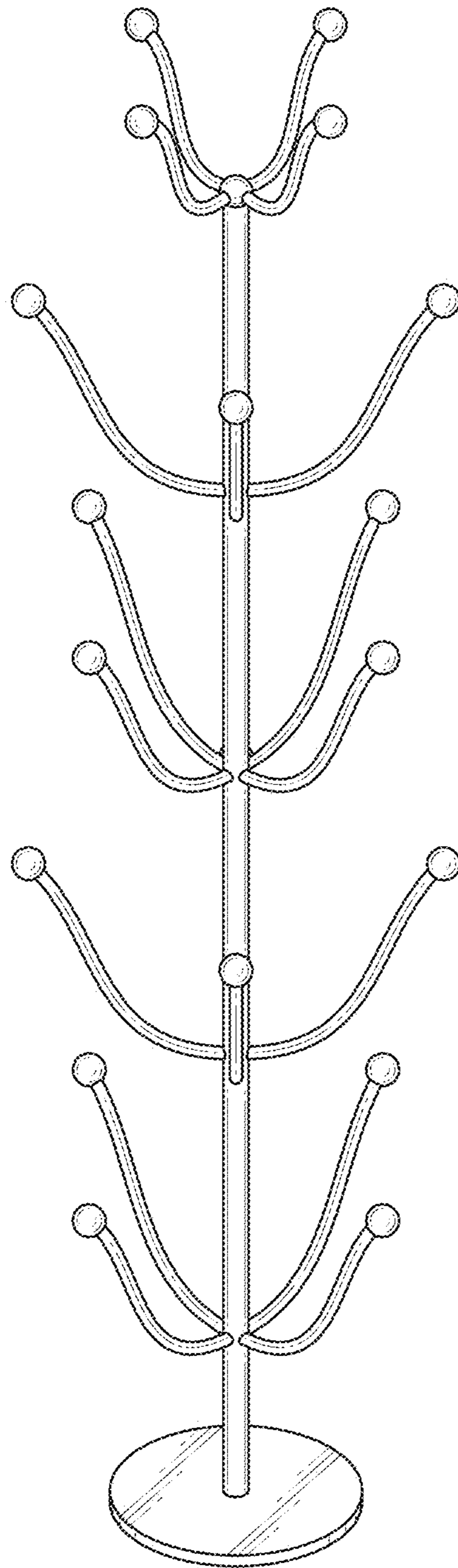


FIG. 7