



US00D950985S

(12) **United States Design Patent** (10) **Patent No.:** **US D950,985 S**  
**Schiff et al.** (45) **Date of Patent:** **\*\* May 10, 2022**

(54) **SEAT COVER**

(71) Applicant: **Dash Designs, Inc.**, Tempe, AZ (US)

(72) Inventors: **Brad Schiff**, Tempe, AZ (US); **Stephen J. Consorte**, Tempe, AZ (US); **He Xiao**, Tempe, AZ (US)

(73) Assignee: **Dash Designs, Inc.**, Tempe, AZ (US)

(\*\*) Term: **15 Years**

(21) Appl. No.: **29/720,438**

(22) Filed: **Jan. 13, 2020**

(51) **LOC (13) Cl.** ..... **06-13**

(52) **U.S. Cl.**  
USPC ..... **D6/611**

(58) **Field of Classification Search**  
USPC ..... D6/575, 595, 596, 602, 603, 605, 608, D6/610, 611, 612, 616  
CPC ..... A45C 13/36; A45C 3/001; A47C 31/00; B60N 2/60; B60R 7/043  
See application file for complete search history.

(56) **References Cited**

U.S. PATENT DOCUMENTS

1,560,742 A \* 11/1925 Trumbull ..... B60N 2/60 297/228.12

1,836,302 A \* 12/1931 Bloomfield ..... B60N 2/609 297/229

4,529,248 A \* 7/1985 Trotman ..... B60N 2/5664 297/DIG. 2

6,089,659 A \* 7/2000 Toyota ..... A47C 31/11 24/116 A

D440,107 S \* 4/2001 Hsu ..... D6/611

6,309,017 B1 \* 10/2001 Middleton ..... A47C 31/113 297/219.1

D478,456 S \* 8/2003 Yoon ..... D6/611

D506,101 S \* 6/2005 Rains ..... D6/611

D508,360 S \* 8/2005 Inman ..... D6/611

7,172,246 B1 \* 2/2007 Itakura ..... A47C 31/116 297/219.1

D688,070 S \* 8/2013 Oberg ..... D6/611

D716,585 S \* 11/2014 Peterson ..... D6/611

9,045,067 B2 \* 6/2015 Long ..... B60N 2/6027

9,445,672 B2 \* 9/2016 Demosthene ..... A47C 31/11

D768,412 S \* 10/2016 Ngo ..... B60N 2/6036 D6/611

9,630,531 B1 \* 4/2017 Privatera ..... B60N 2/26

10,434,909 B2 \* 10/2019 Anchors, Jr. .... B60N 2/6036

D867,023 S \* 11/2019 Yu ..... B60N 2/26 D6/611

D873,583 S \* 1/2020 Qin ..... D6/601

(Continued)

*Primary Examiner* — Karen S Acker  
 (74) *Attorney, Agent, or Firm* — Adam R. Stephenson, LTD.

(57) **CLAIM**  
 The ornamental design for a seat cover, as shown and described.

**DESCRIPTION**

FIG. 1 is a top, front and right perspective view of a seat cover shown in a position of use on a seat drawn in broken lines;

FIG. 2 is front view of the seat cover of FIG. 1;

FIG. 3 is a rear view thereof;

FIG. 4 is a left side view thereof;

FIG. 5 is a right side view thereof;

FIG. 6 is a top view thereof; and,

FIG. 7 is a bottom view thereof.

In FIG. 1, the broken lines representing a seat underneath the seat cover depict environmental subject matter that forms no part of the claimed design. The broken lines and areas enclosed within them depict portions of the seat cover that form no part of the claimed design. Broken lines that extend across claimed shaded areas depict features of the seat cover that are not claimed.

**1 Claim, 6 Drawing Sheets**



(56)

**References Cited**

U.S. PATENT DOCUMENTS

D874,853 S \* 2/2020 Diamond ..... A47C 31/11  
D6/611  
D882,299 S \* 4/2020 Benezri ..... D6/611  
D909,796 S \* 2/2021 Cooper ..... D6/611  
D930,403 S \* 9/2021 Diamond ..... D6/611  
D941,061 S \* 1/2022 Templeton ..... D6/611  
2004/0212230 A1\* 10/2004 Hanks ..... B60N 2/6018  
297/229  
2005/0140192 A1\* 6/2005 Hanks ..... B60N 2/6018  
297/219.1  
2008/0061610 A1\* 3/2008 Tache ..... A47C 31/00  
297/219.1  
2015/0283930 A1\* 10/2015 Dayton ..... B60N 2/6063  
297/220  
2016/0219949 A1\* 8/2016 Alexander ..... B60N 2/6036  
2018/0027987 A1\* 2/2018 Calhoun ..... A47C 31/113  
2019/0263301 A1\* 8/2019 Anchors ..... B60N 2/6036

\* cited by examiner



FIG. 1

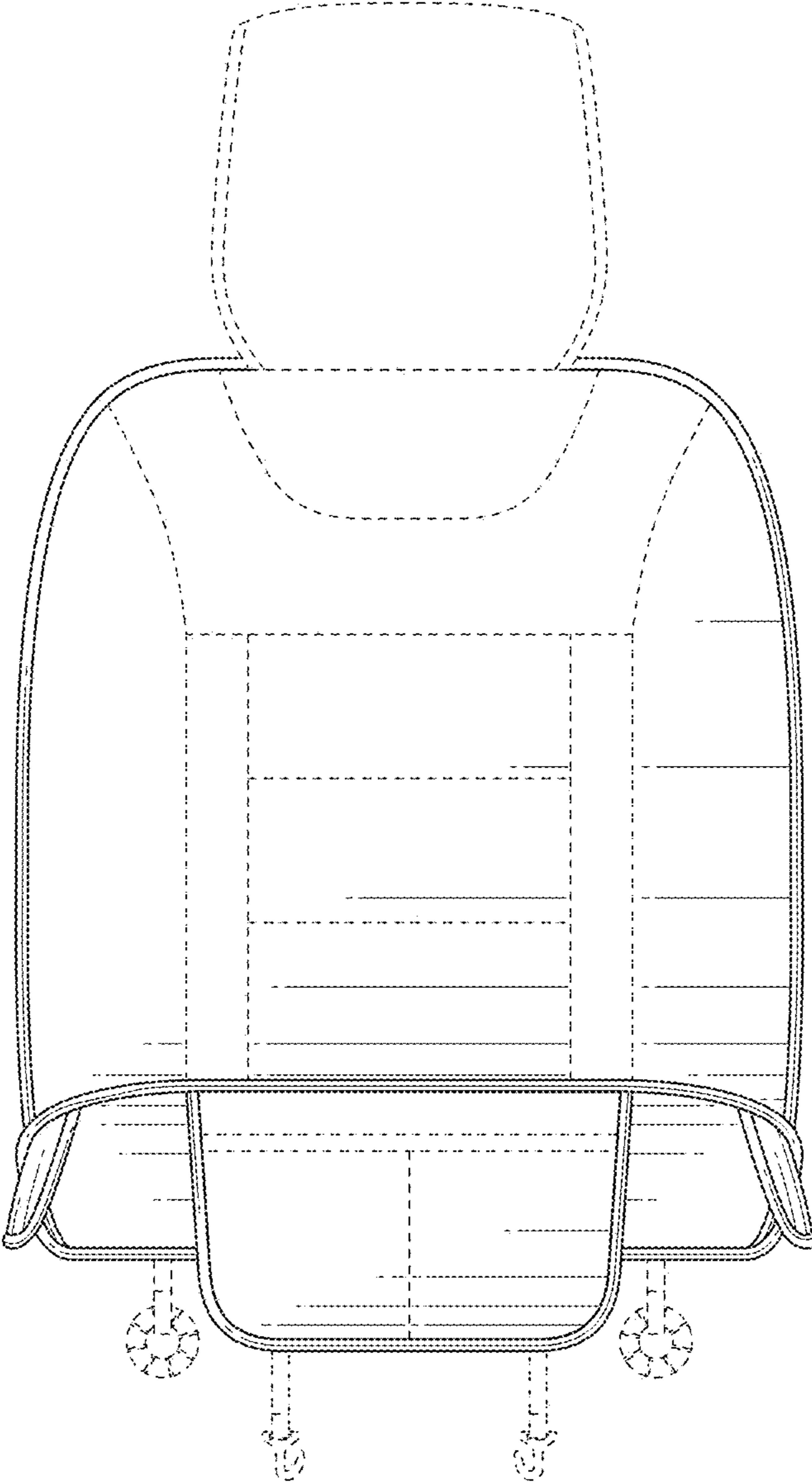


FIG. 2

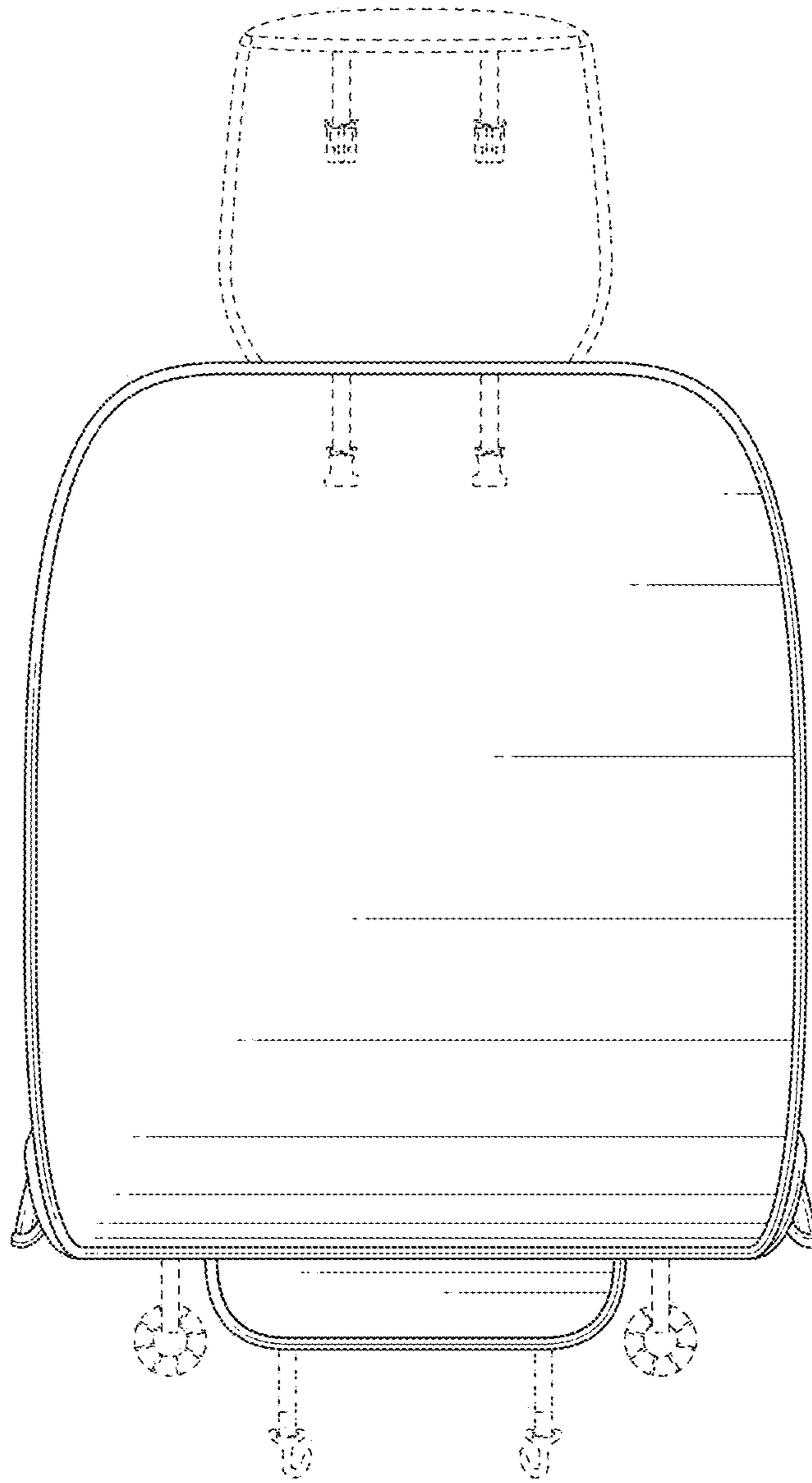


FIG. 3

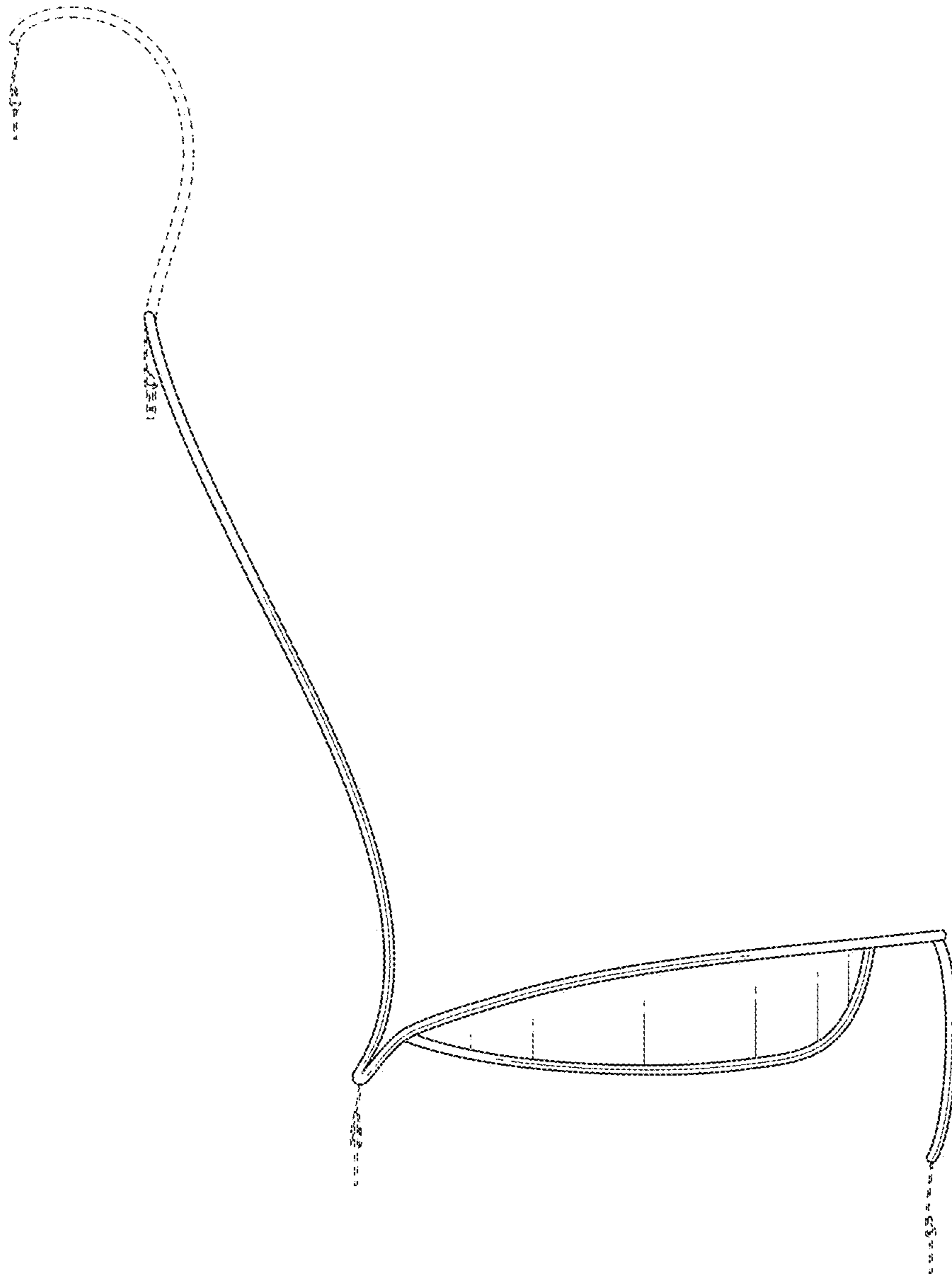


FIG. 4

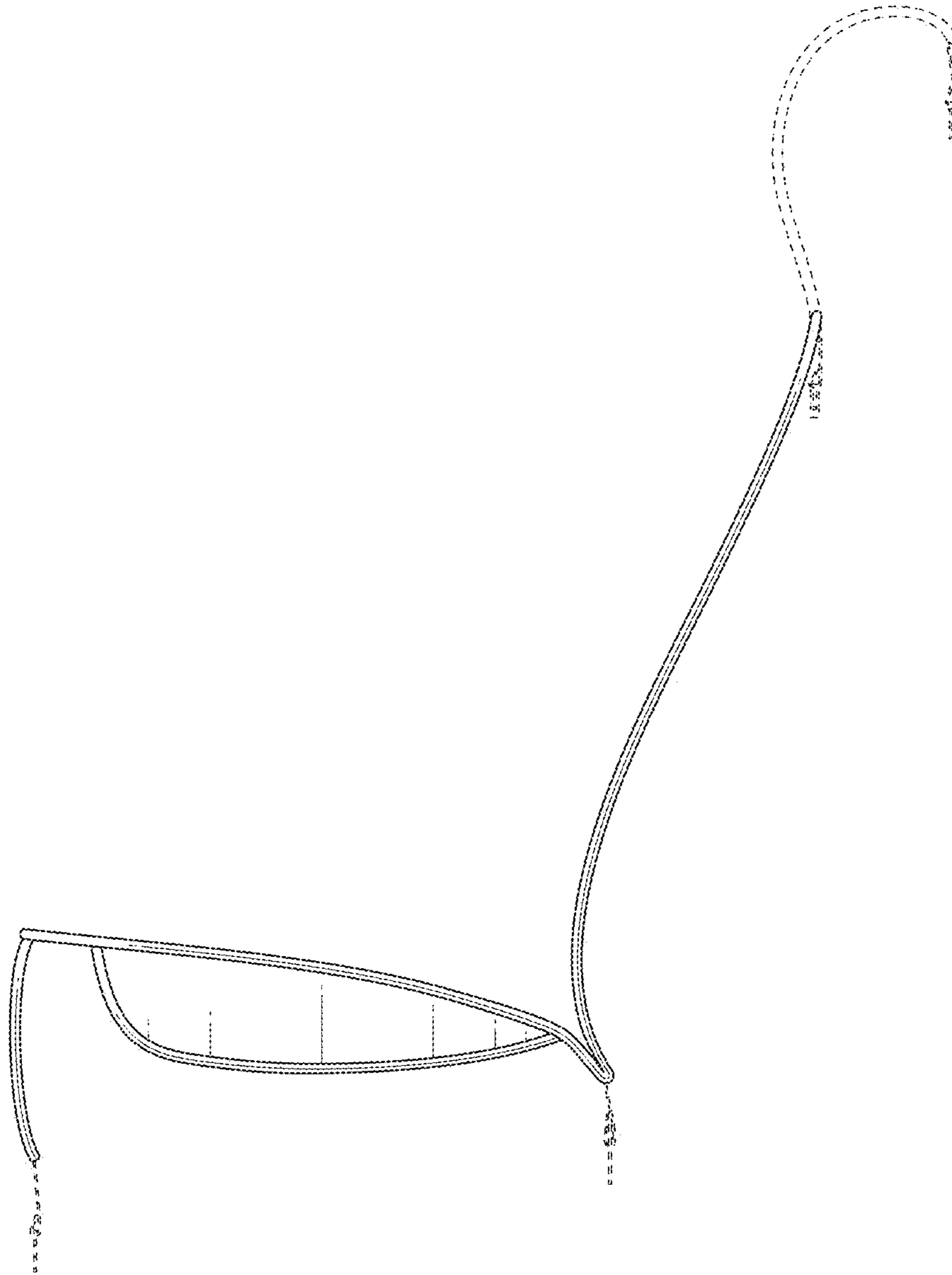


FIG. 5



FIG. 6

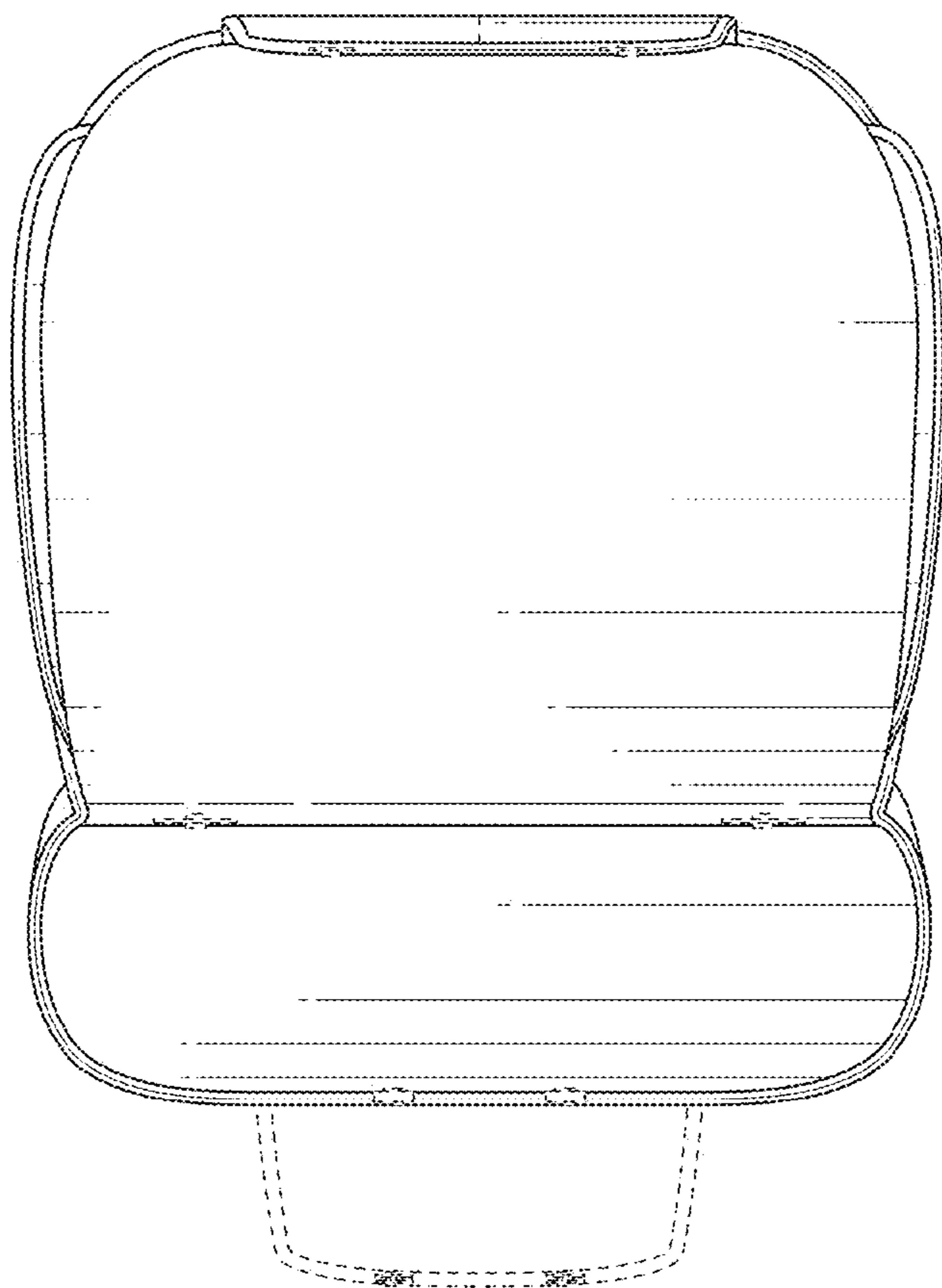


FIG. 7