



US00D950979S

(12) **United States Design Patent**
Rifelj

(10) **Patent No.:** **US D950,979 S**

(45) **Date of Patent:** **** May 10, 2022**

- (54) **PILLOW**
- (71) Applicant: **Marko Rifelj**, Otocec (SI)
- (72) Inventor: **Marko Rifelj**, Otocec (SI)
- (**) Term: **15 Years**
- (21) Appl. No.: **29/709,072**
- (22) Filed: **Oct. 11, 2019**
- (51) **LOC (13) Cl.** **06-09**
- (52) **U.S. Cl.**
USPC **D6/601**
- (58) **Field of Classification Search**
USPC D6/595-601, 604, 611; D21/803, 804;
D24/183
CPC A47C 7/12; A47C 7/021; A47C 7/383;
A47C 7/425; A47C 7/428; A47C 7/546;
A47C 16/00; A47C 20/00; A47C 20/02;
A47C 20/021; A47C 20/026; A47C
20/027; A47C 31/11; A47C 27/001; A47C
27/081; A47C 1/146; A47G 9/00; A47G
9/10; A47G 9/07; A47G 9/1027; A47G
9/1045; A47G 9/1054; A47G 9/1063;
A47G 9/1072; A47G 9/1081; A47G
9/109; A47G 2009/1018; A47G
2009/1036
See application file for complete search history.

- D366,527 S * 1/1996 Paterson D24/158
 - 5,943,839 A * 8/1999 Miller E04D 15/02
52/748.1
 - 6,132,004 A 10/2000 Carlino
 - 6,141,807 A 11/2000 Tapper
 - 6,170,222 B1 * 1/2001 Miller E04D 13/12
52/749.12
 - D446,676 S * 8/2001 Mayes D6/601
 - 7,111,347 B1 9/2006 Cottrell
 - 7,966,679 B2 * 6/2011 Sakata A63B 26/00
5/653
 - 9,138,072 B1 9/2015 Sanders et al.
 - D805,325 S * 12/2017 Chan D6/601
- (Continued)

Primary Examiner — Jennifer L Rempfer
 (74) *Attorney, Agent, or Firm* — Kanika Radhakrishnan;
 Evergreen Valley Law Group

(57) **CLAIM**

The ornamental design for a pillow, as shown and described.

DESCRIPTION

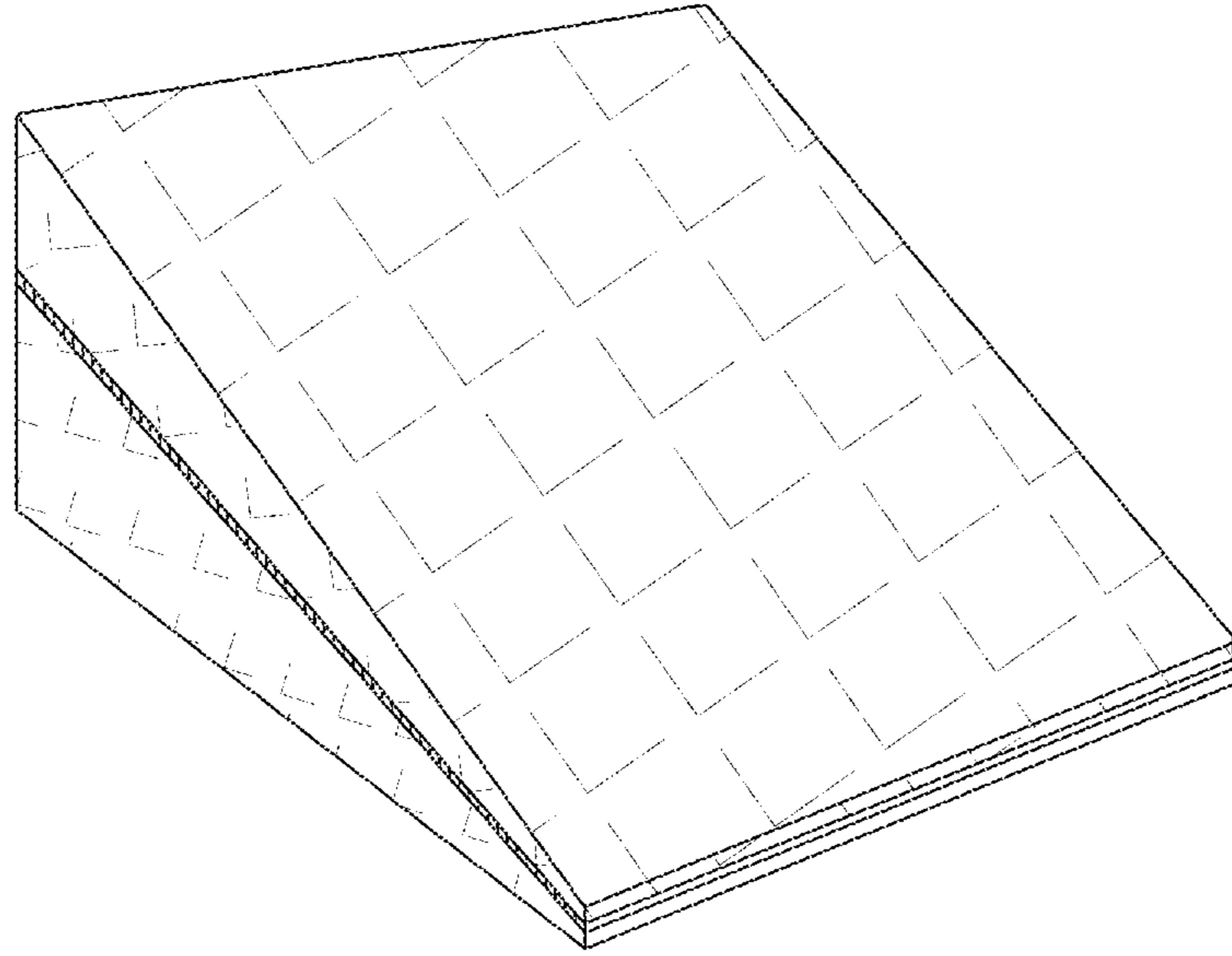
FIG. 1 is a front perspective view of a pillow, in accordance with an embodiment of the present disclosure;
 FIG. 2 is a left side view of the pillow of FIG. 1;
 FIG. 3 is a right side view of the pillow of FIG. 1;
 FIG. 4 is a front view of the pillow of FIG. 1;
 FIG. 5 is a rear view of the pillow of FIG. 1;
 FIG. 6 is a top view of the pillow of FIG. 1;
 FIG. 7 is a bottom view of the pillow of FIG. 1;
 FIG. 8 is a left perspective view of the pillow of FIG. 1 with its two covers partially broken away to show respective two separable foam pads beneath the covers; and,
 FIG. 9 is a left exploded perspective view of the pillow of FIG. 1 with its two pillow sub-units detached from each other along a zipper.
 The jagged broken lines are depicted in FIG. 8 to represent a partial view of covers of the claimed design in order to reveal obscured portions of the claimed design.

1 Claim, 9 Drawing Sheets

(56) **References Cited**

U.S. PATENT DOCUMENTS

- 3,284,817 A * 11/1966 Landwirth A61G 7/0755
5/647
- 5,014,376 A * 5/1991 Doran A47D 5/00
5/494
- D318,392 S * 7/1991 Edelson D6/601
- D319,365 S * 8/1991 Edelson D6/601
- 5,105,489 A * 4/1992 Meyer A61F 5/01
297/452.23
- 5,163,194 A 11/1992 Dixon



(56)

References Cited

U.S. PATENT DOCUMENTS

D872,504	S *	1/2020	Toft	D6/601
D882,296	S *	4/2020	Huang	D6/601
D911,748	S *	3/2021	Luo	D6/601
D921,399	S *	6/2021	Michover	D6/601
2001/0044968	A1 *	11/2001	Schmitter	A47C 20/00 5/652
2003/0182725	A1	10/2003	Baik	
2010/0262050	A1 *	10/2010	Gasparovich	A47D 13/02 601/57
2014/0189956	A1 *	7/2014	Sosi	A47D 13/08 5/655

* cited by examiner

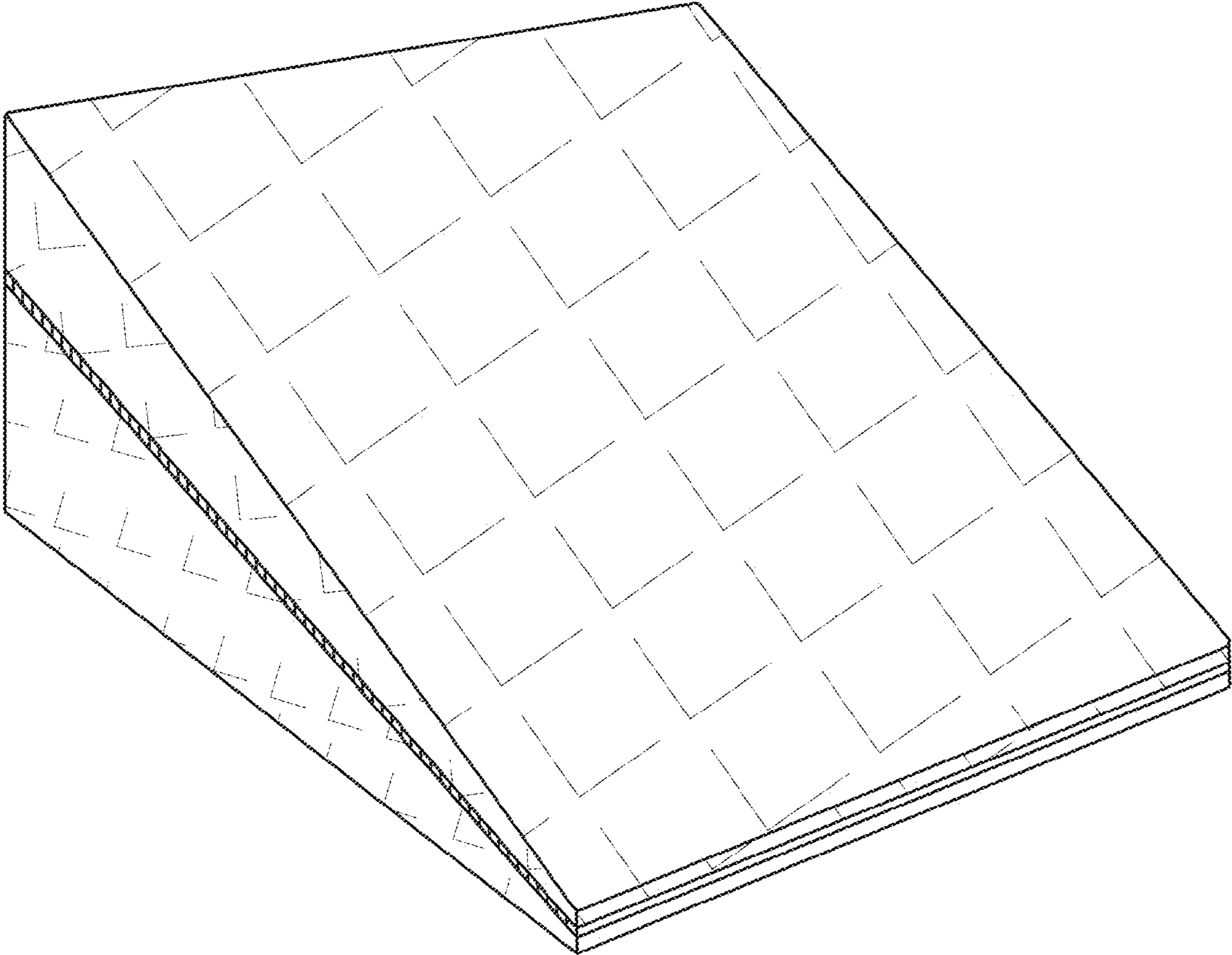


FIG. 1

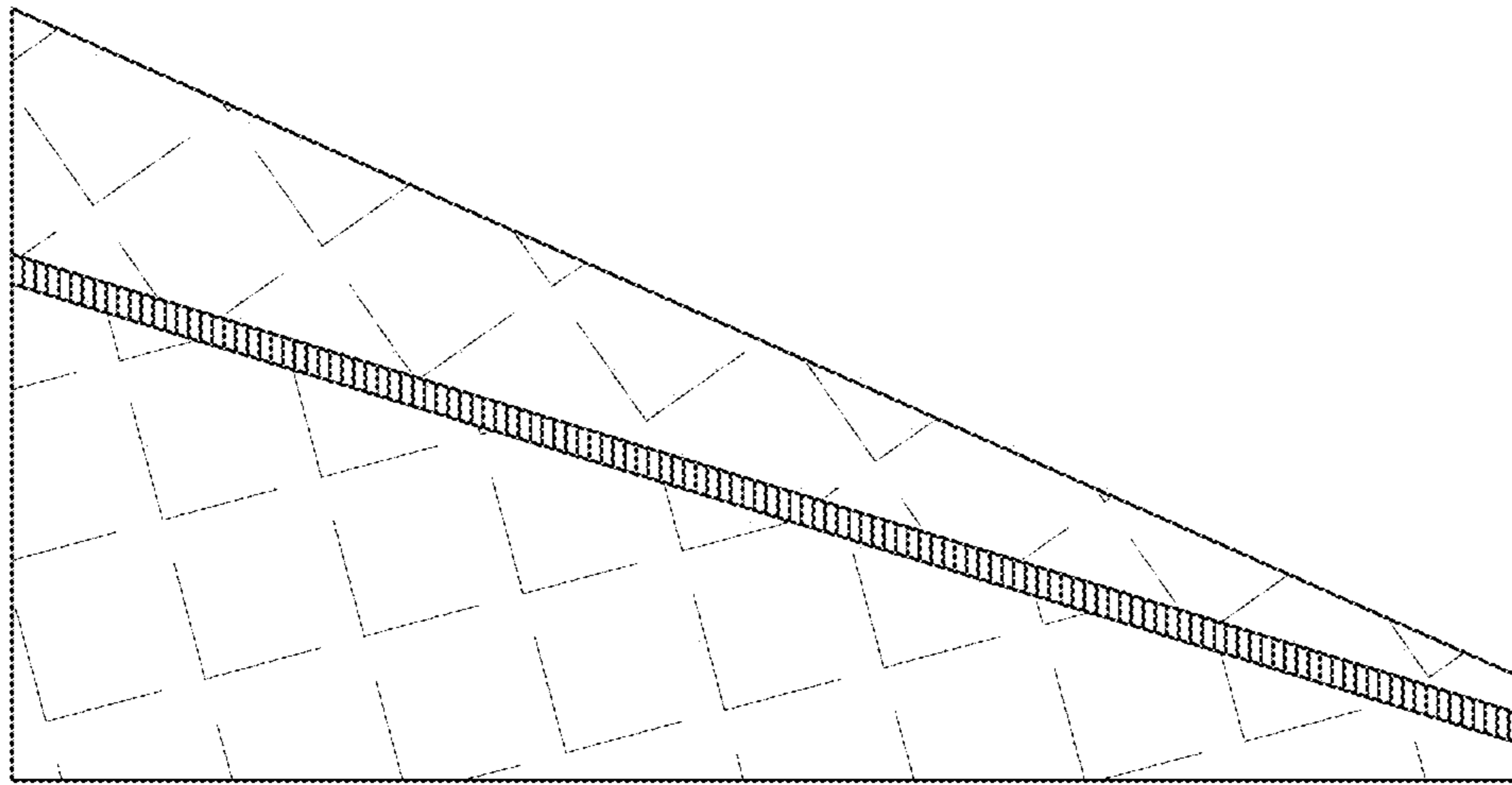


FIG. 2

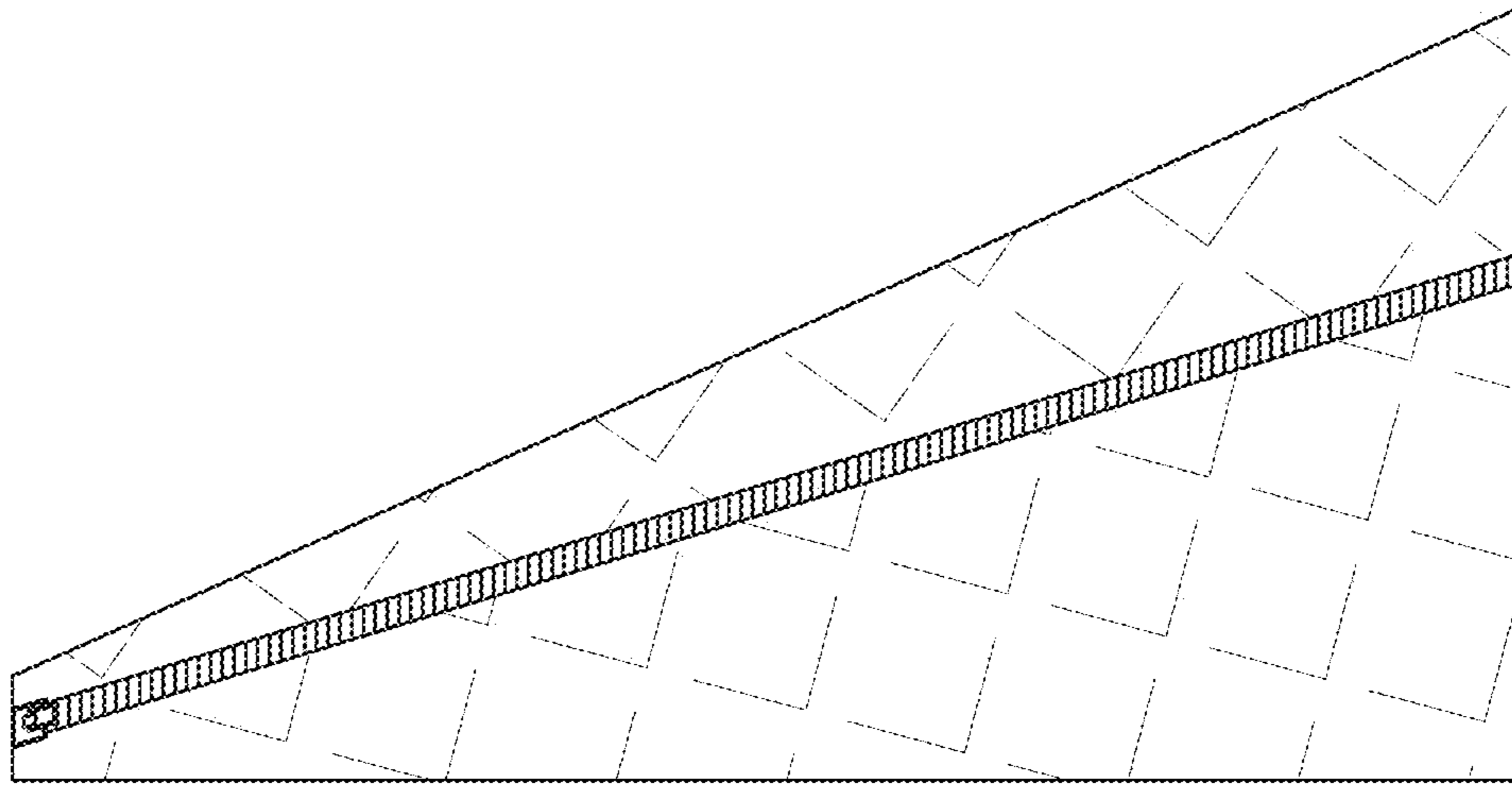


FIG. 3

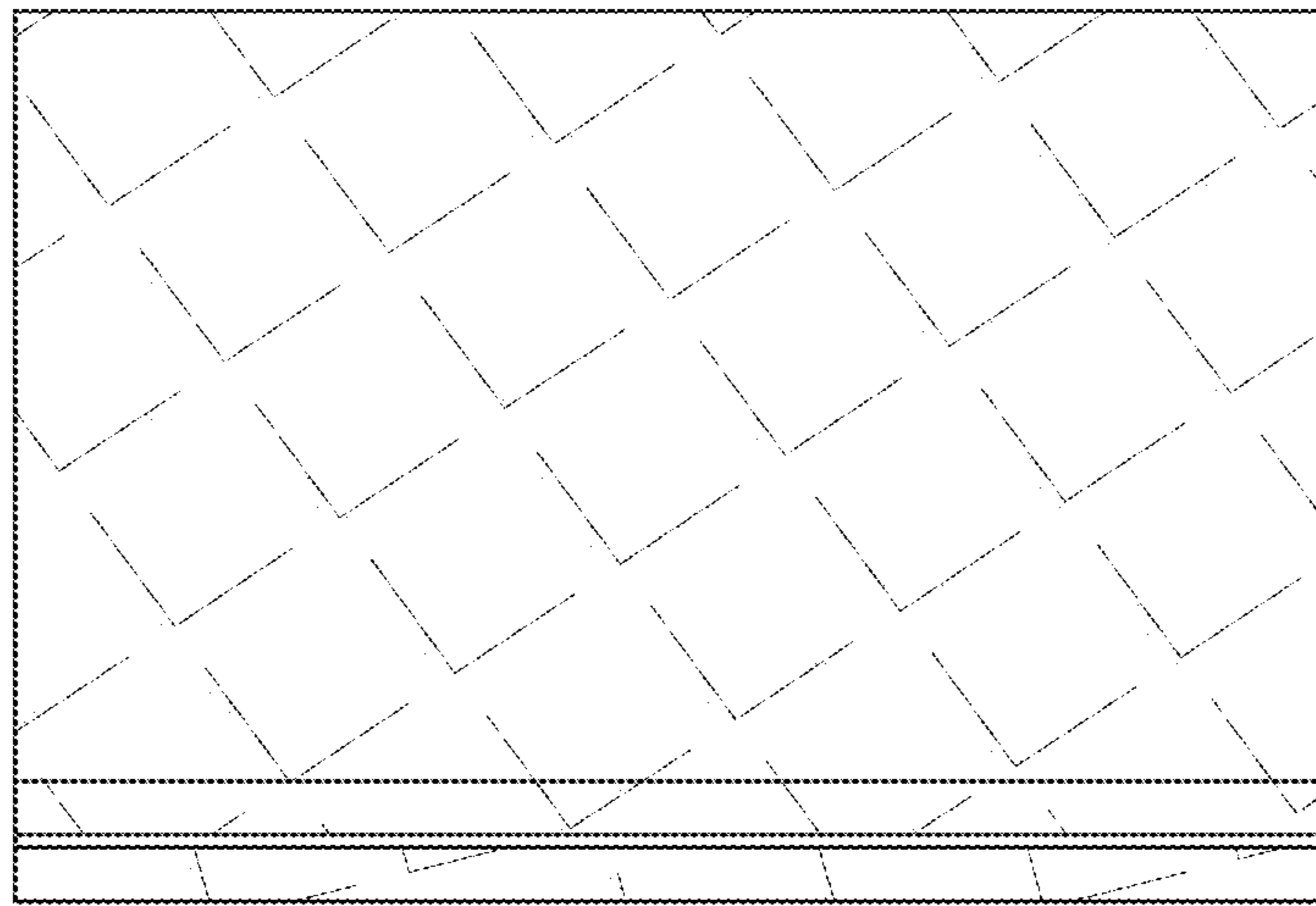


FIG. 4

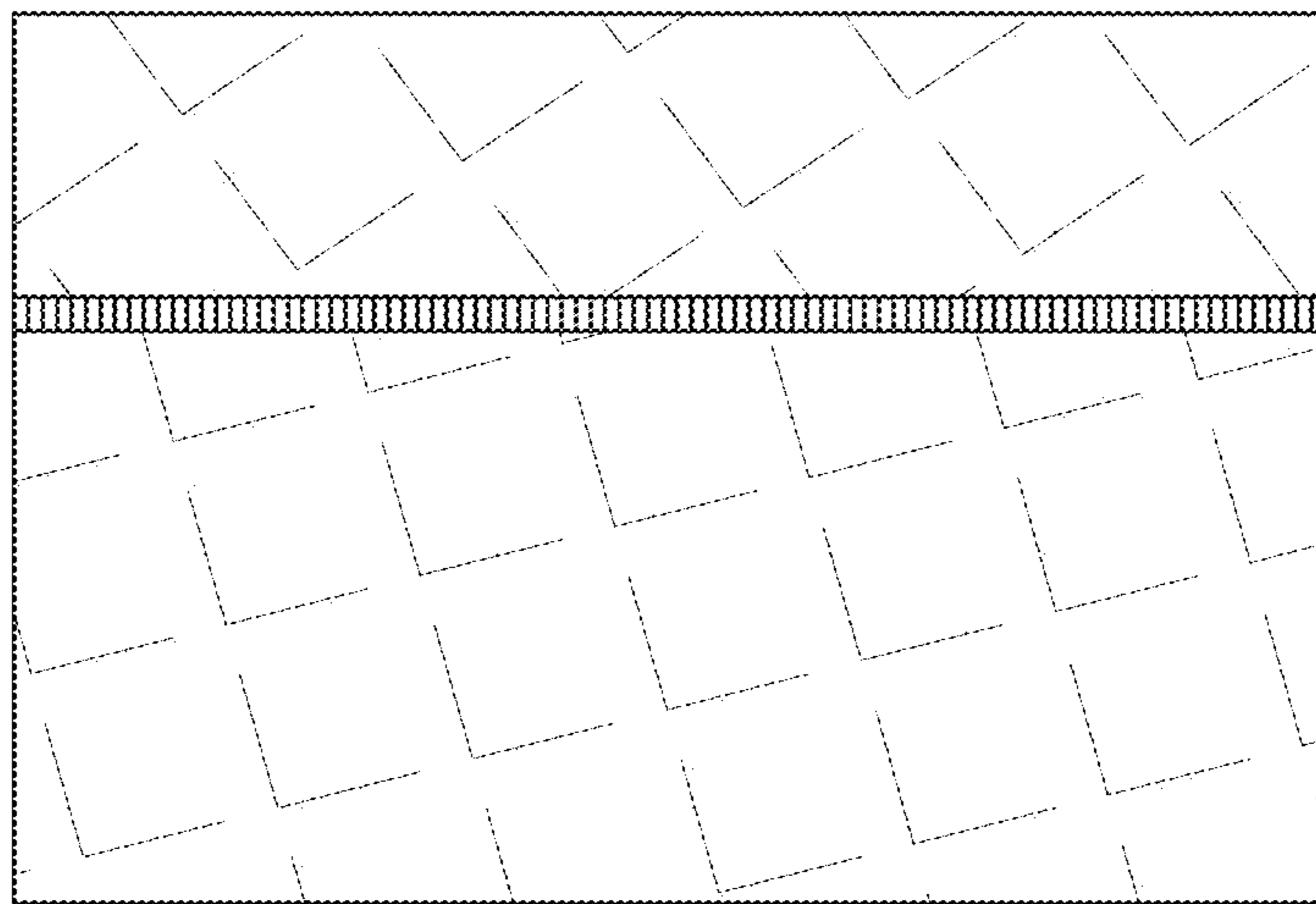


FIG. 5

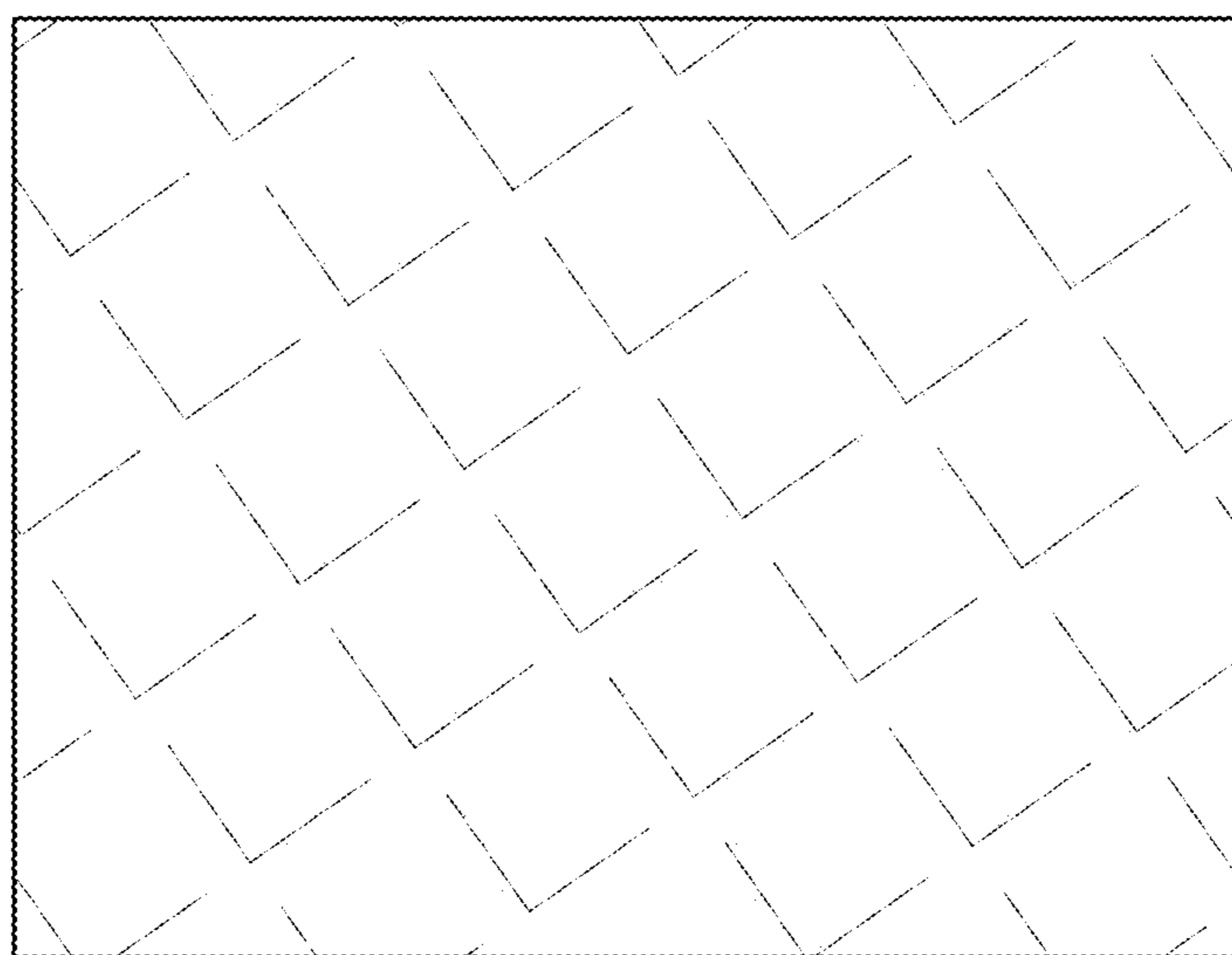


FIG. 6




FIG. 7

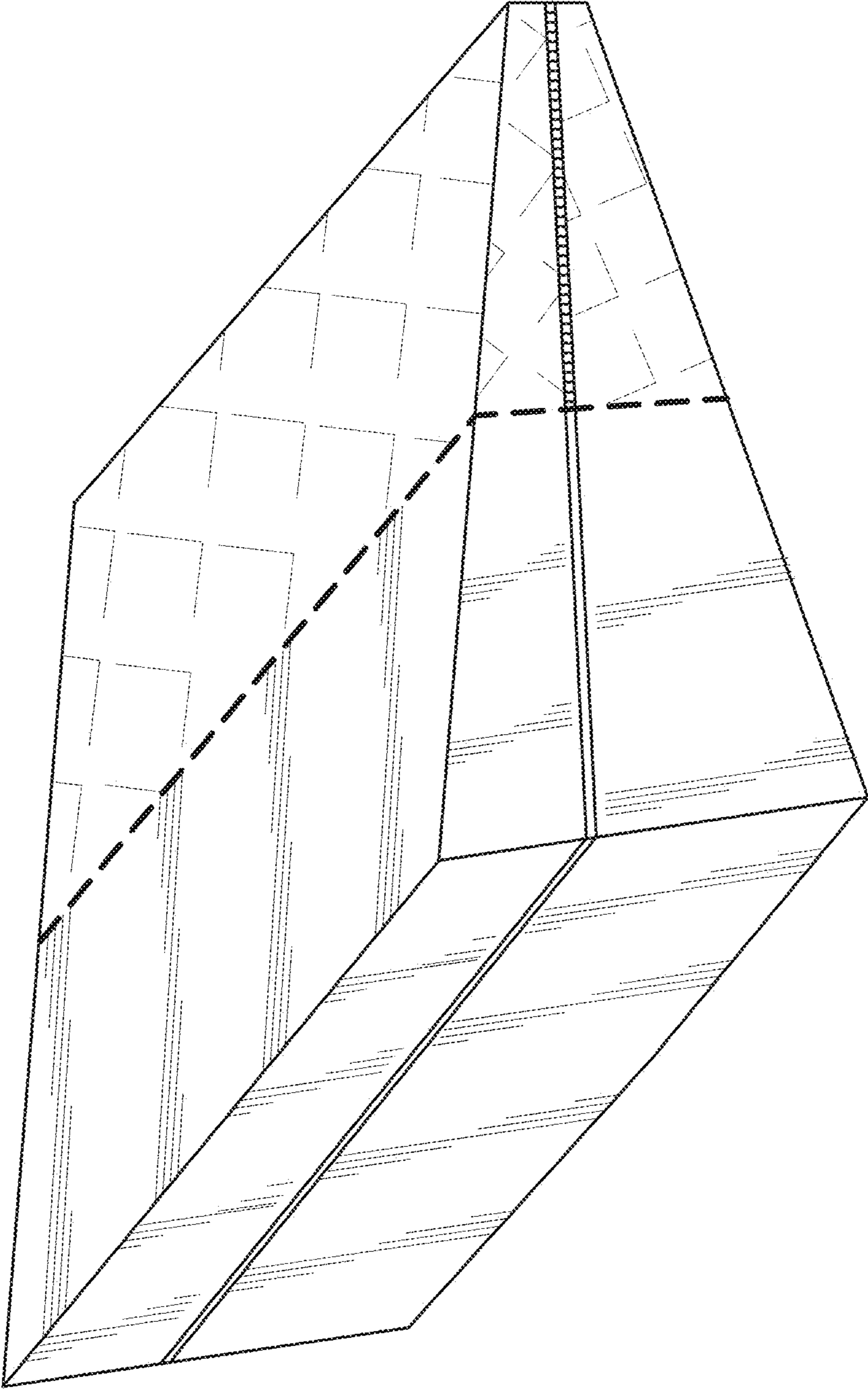


FIG. 8

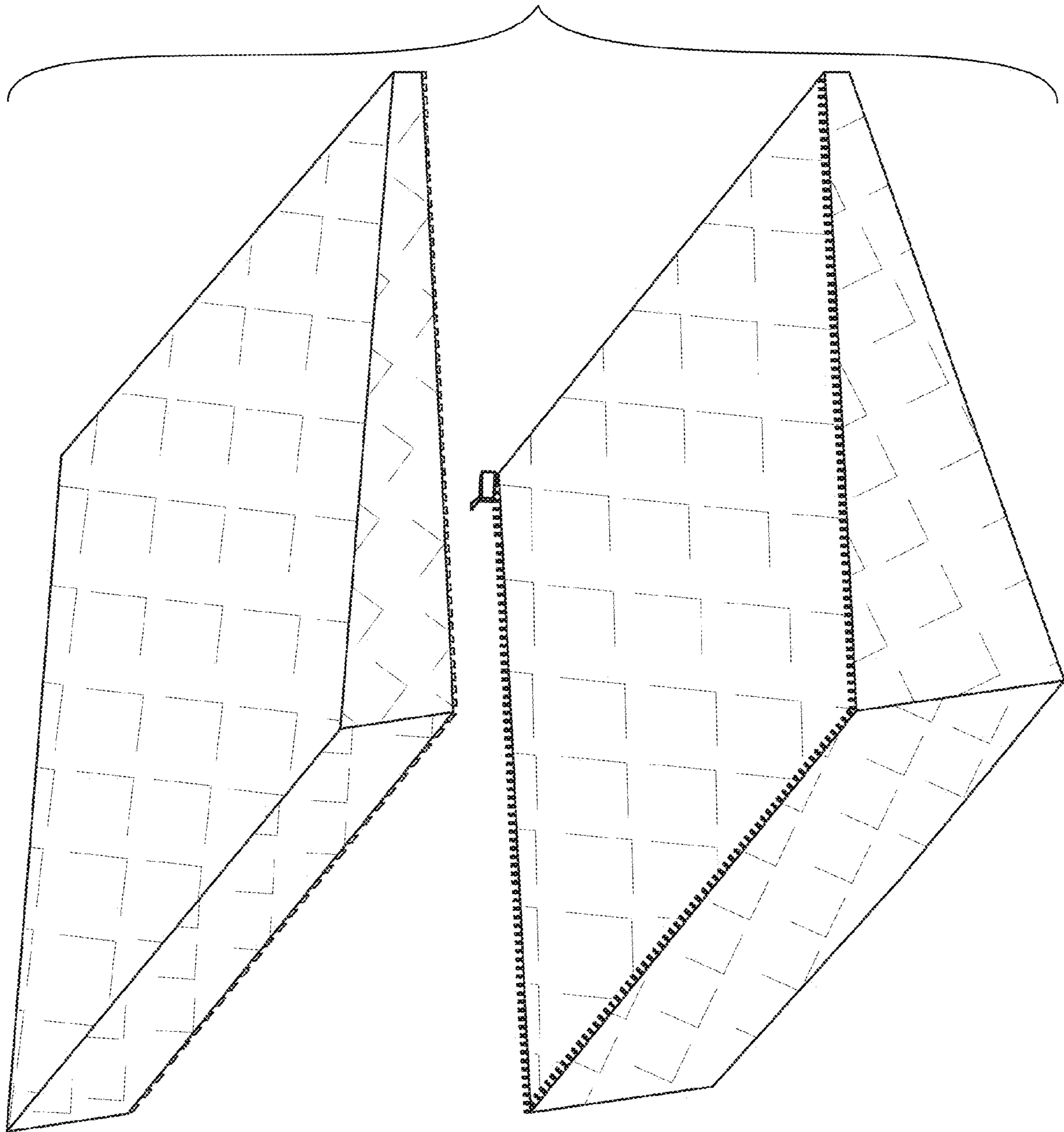


FIG. 9