

US00D950970S

(12) **United States Design Patent** (10) **Patent No.:** **US D950,970 S**  
**Branscomb et al.** (45) **Date of Patent:** **\*\* May 10, 2022**

(54) **FOOTREST**  
(71) Applicant: **3M INNOVATIVE PROPERTIES COMPANY**, St. Paul, MN (US)  
(72) Inventors: **Matt R. Branscomb**, Lakeville, MN (US); **Jacob T. Lusson**, Richfield, MN (US); **Susan M. Butzer**, Eagan, MN (US)

(73) Assignee: **3M INNOVATIVE PROPERTIES COMPANY**, St. Paul, MN (US)

(\*\*) Term: **15 Years**

(21) Appl. No.: **29/744,615**

(22) Filed: **Jul. 30, 2020**

(51) **LOC (13) Cl.** ..... **06-01**

(52) **U.S. Cl.**  
USPC ..... **D6/349**

(58) **Field of Classification Search**  
USPC ..... D6/349, 350, 352, 353, 364, 332, 335, D6/336, 362, 716-716.6, 344, 601-604; D21/698  
CPC ..... A61G 5/12; A47C 7/5066; B60N 3/063; B60N 3/06; B62J 25/00; B62J 25/06; B63H 16/02

See application file for complete search history.

(56) **References Cited**

**U.S. PATENT DOCUMENTS**

D273,915 S \* 5/1984 Pike ..... D6/349  
D326,931 S \* 6/1992 Tomsick ..... D28/63  
D369,391 S \* 4/1996 Jump, Jr. .... D21/685  
5,536,071 A \* 7/1996 Kraftick ..... A47C 9/025  
297/423.41  
D651,369 S \* 12/2011 Seliskar ..... D30/160  
8,322,791 B2 12/2012 Port  
D686,025 S \* 7/2013 Blazure ..... D6/601  
D703,772 S \* 4/2014 Sterios ..... D21/688  
D707,312 S \* 6/2014 Sterios ..... D21/686

D714,574 S \* 10/2014 Levy ..... D6/601  
D725,925 S 4/2015 Kaye  
D738,645 S \* 9/2015 Goetsch ..... D6/601  
D741,962 S \* 10/2015 Terrian ..... D21/686  
D919,311 S \* 5/2021 Jin ..... D6/349  
2004/0210175 A1 10/2004 Robbins, III  
(Continued)

**FOREIGN PATENT DOCUMENTS**

CA 2017814 11/1991  
CN 103192752 7/2013  
DE 4110586 10/1992  
(Continued)

**OTHER PUBLICATIONS**

3M Foot Rest, available in amazon.ca, date first available Nov. 14, 2020 [online] Retrieved on Nov. 17, 2021 from URL: <https://www.amazon.ca/3M-Standing-Reduce-Fatigue-FR200B/dp/B08N8VXR57/> (Year: 2020).\*

*Primary Examiner* — Vy N Koenig  
*Assistant Examiner* — Michelle M Reeves  
(74) *Attorney, Agent, or Firm* — 3M IPC

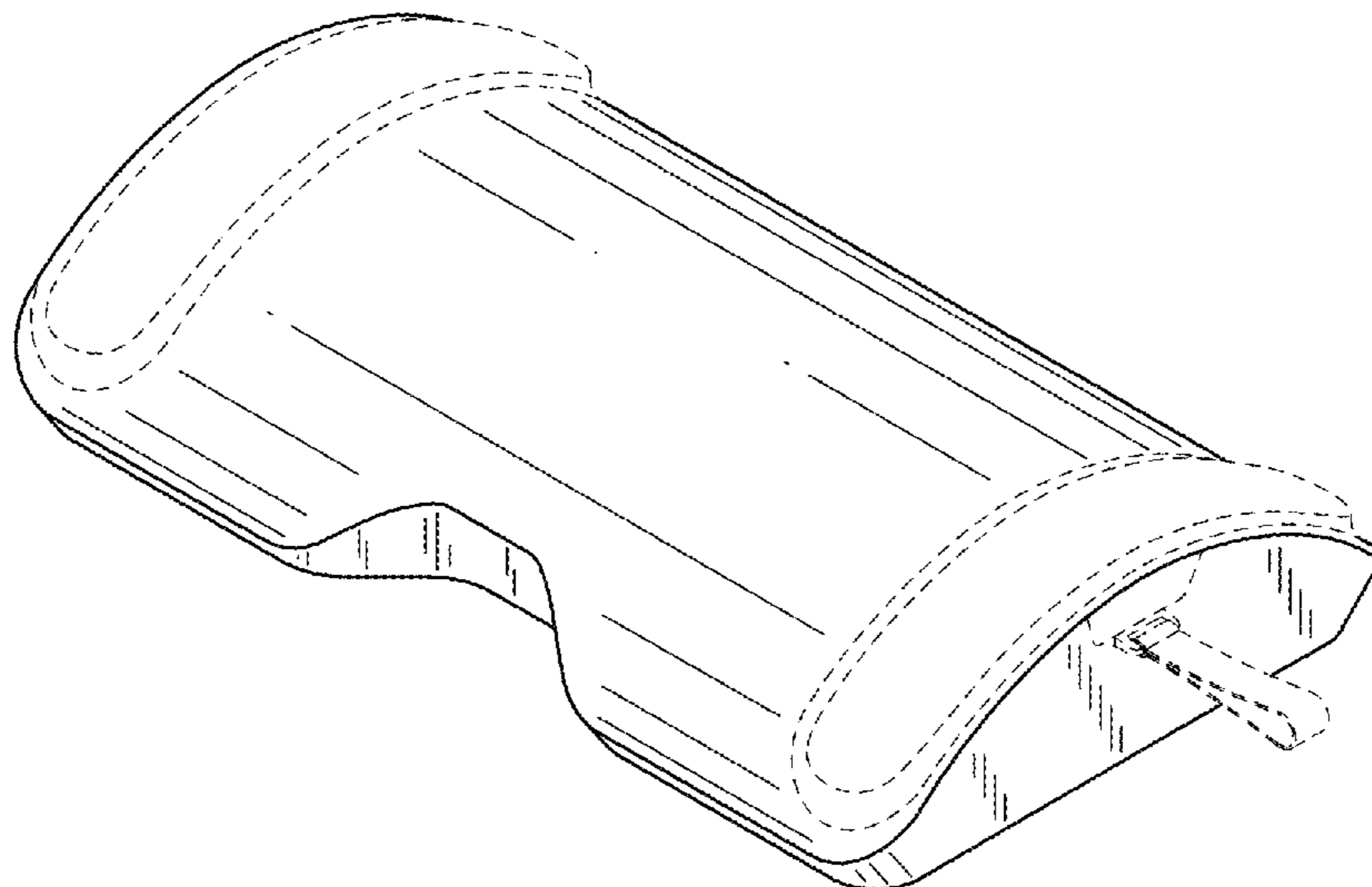
(57) **CLAIM**

The ornamental design for a footrest, as shown and described.

**DESCRIPTION**

FIG. 1 is a three-quarter profile view of showing the new design;  
FIG. 2 is a top view thereof;  
FIG. 3 is a front view thereof;  
FIG. 4 is right side view thereof;  
FIG. 5 is a left side view thereof; and,  
FIG. 6 is bottom view thereof.  
The broken lines depicted in the Figures depict environmental subject matter and form no part of the claimed design.

**1 Claim, 2 Drawing Sheets**



(56)

**References Cited**

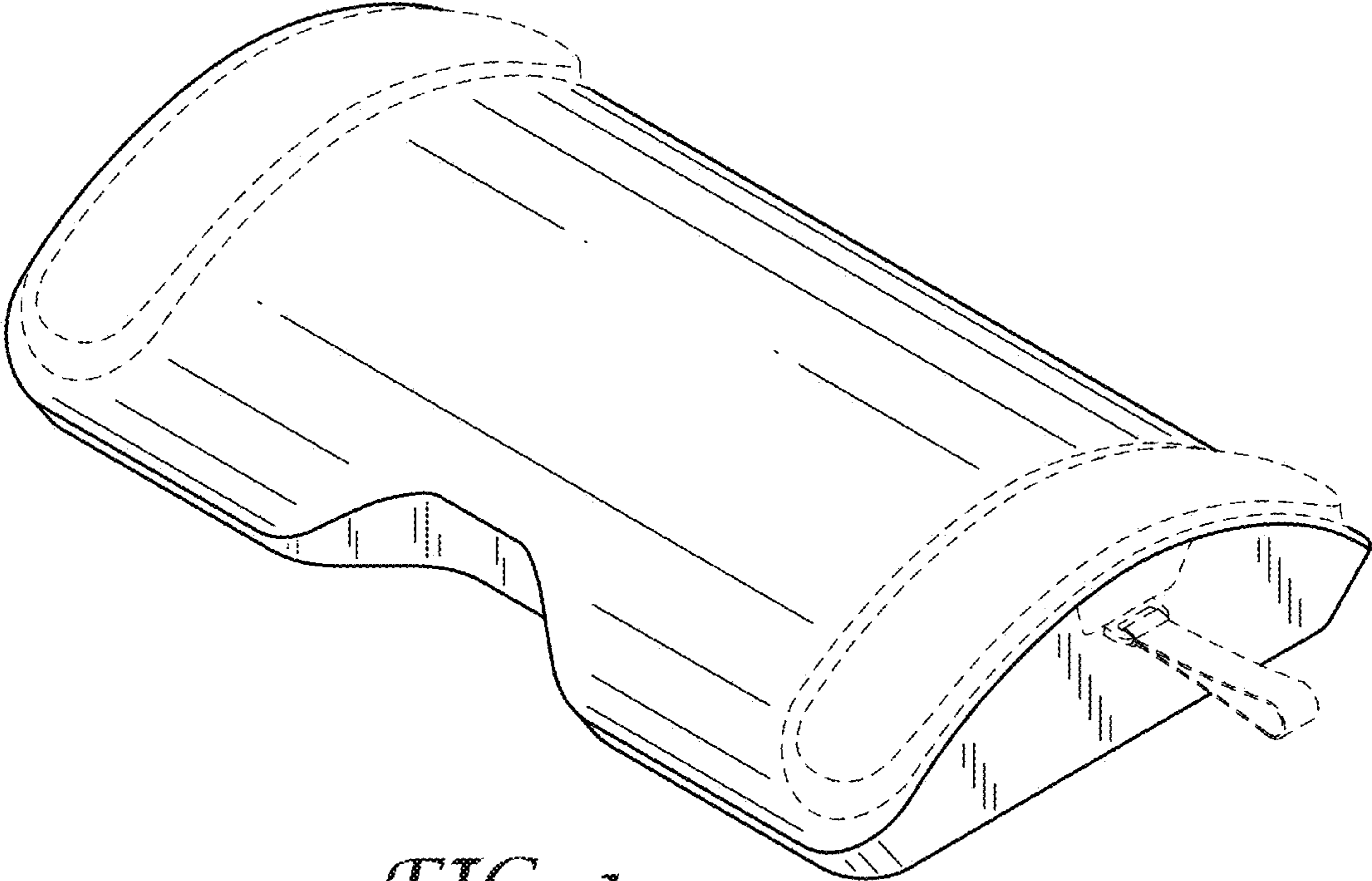
U.S. PATENT DOCUMENTS

2008/0036253 A1\* 2/2008 Lee ..... B60N 2/882  
297/220  
2013/0181497 A1\* 7/2013 Gurall ..... A47C 16/02  
297/423.1

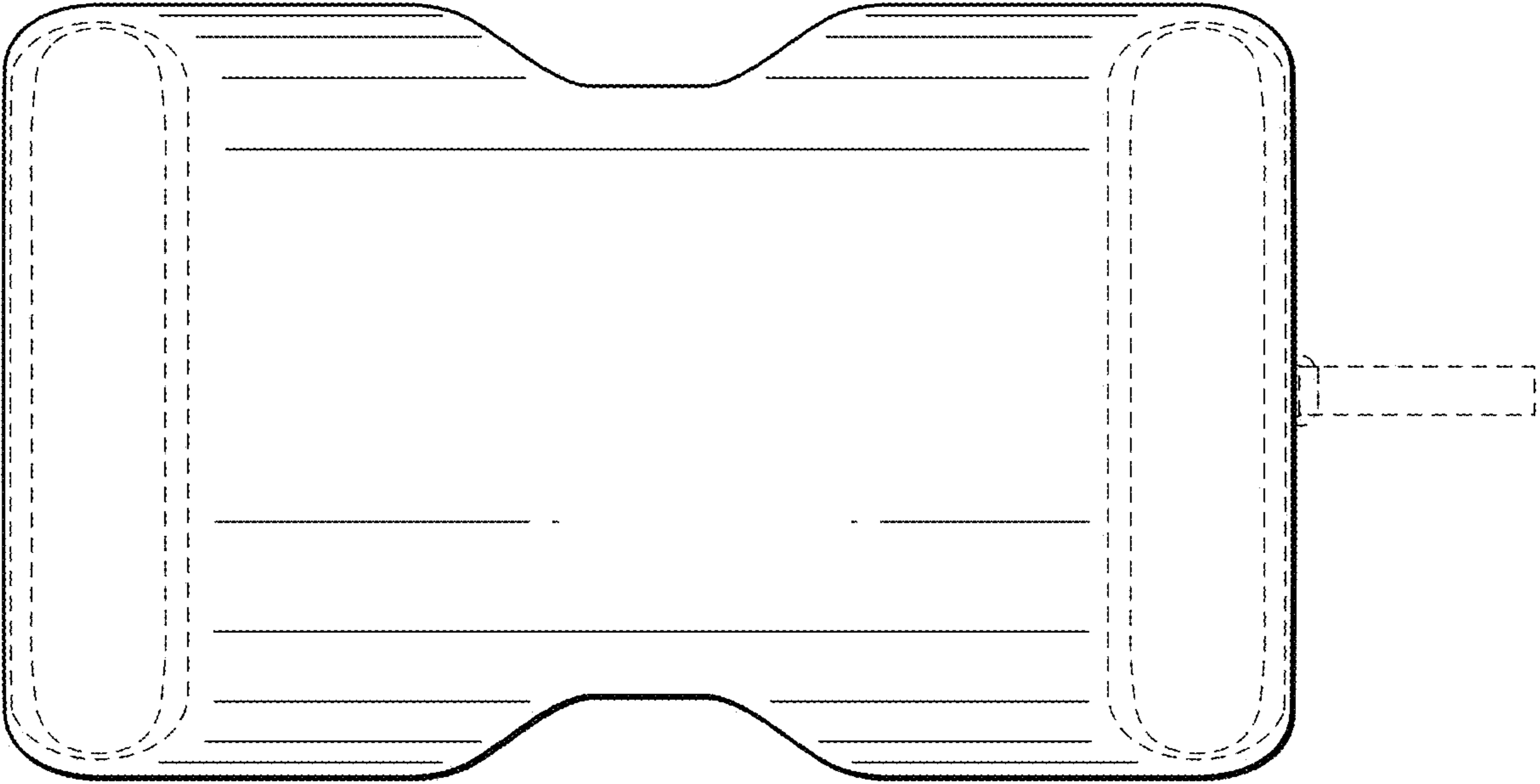
FOREIGN PATENT DOCUMENTS

EM 005728003-0001 \* 10/2018  
FR 2675359 10/1992


\* cited by examiner



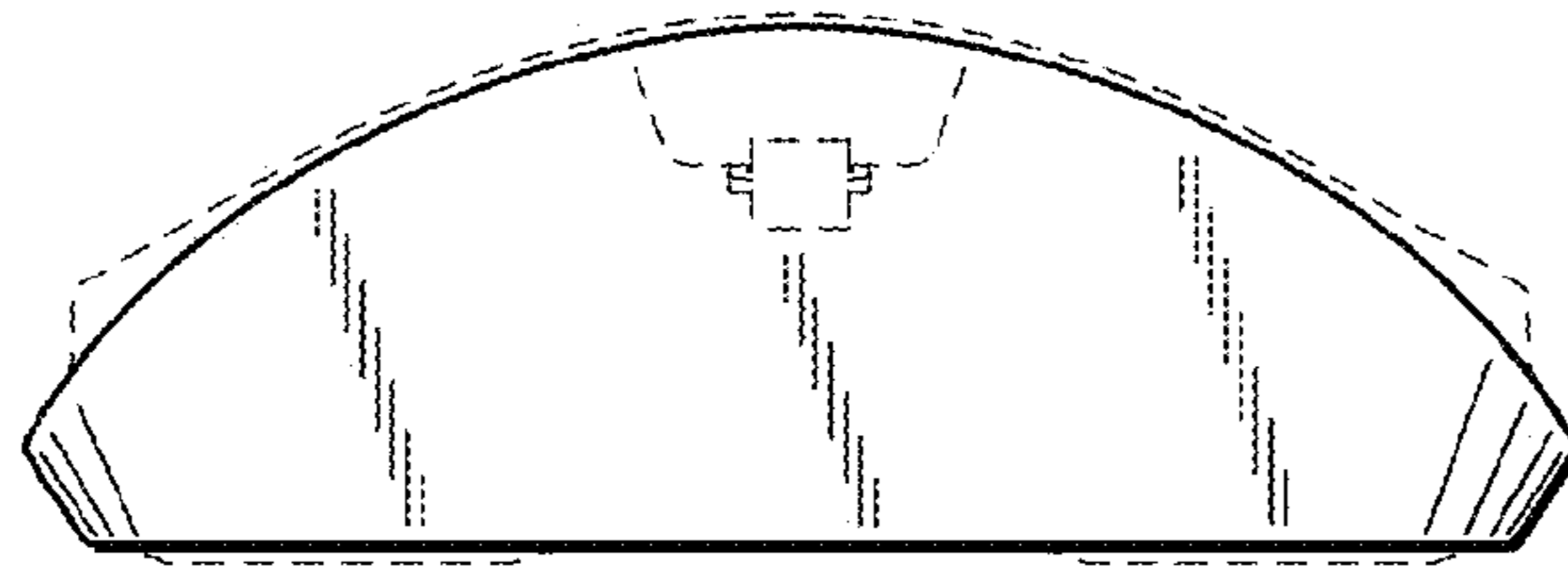
*FIG. 1*



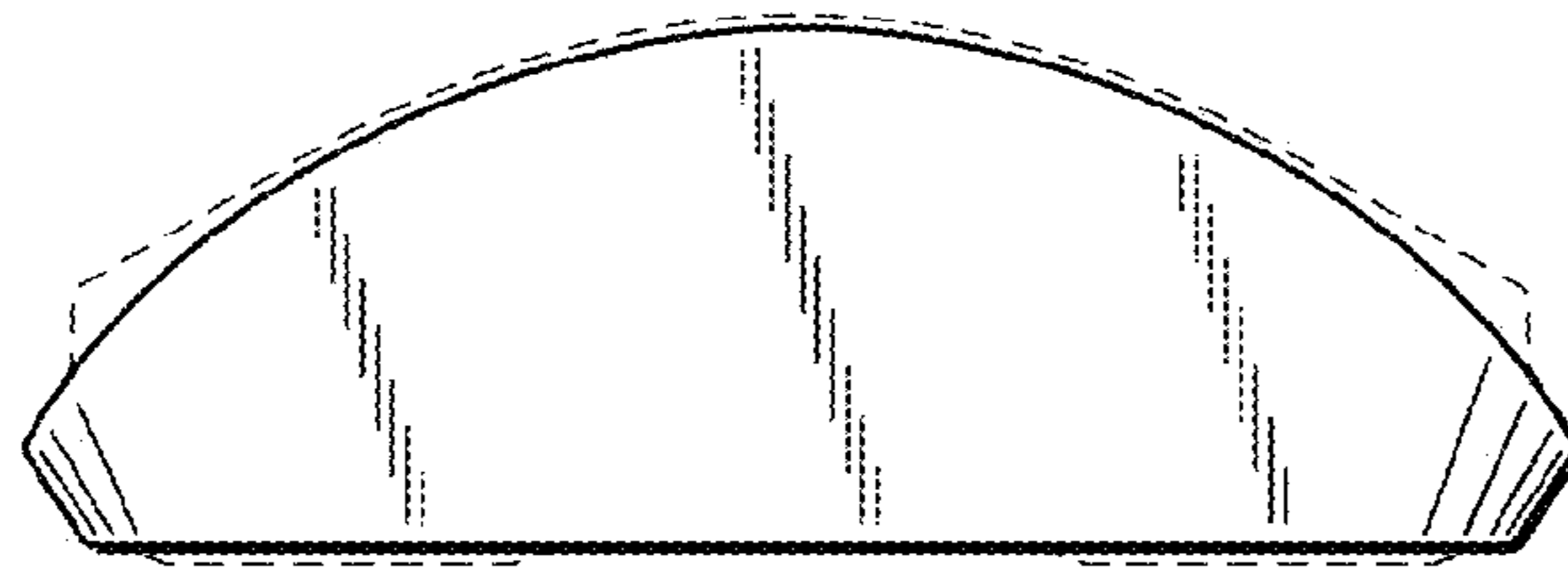
*FIG. 2*



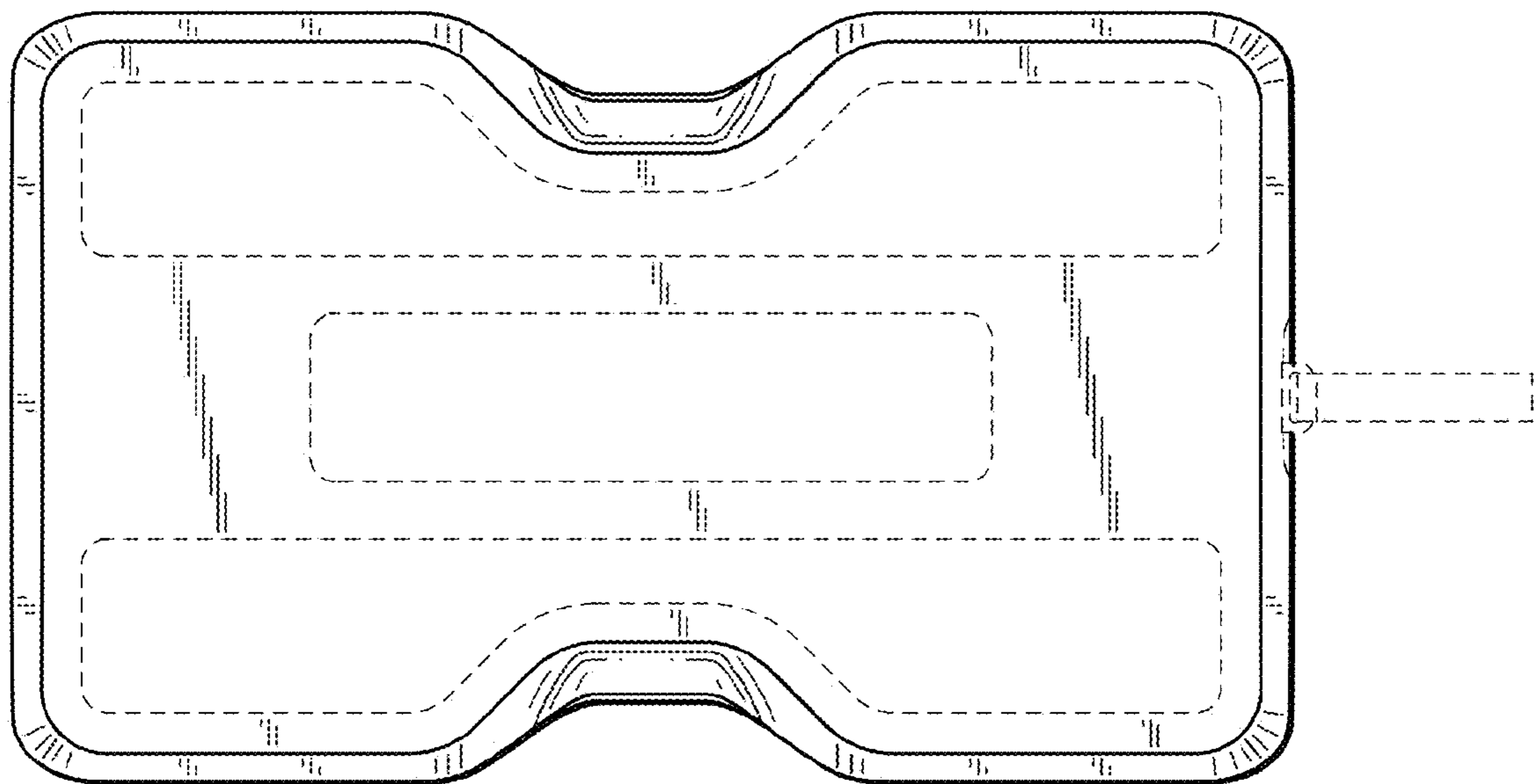
*FIG. 3*



*FIG. 4*



*FIG. 5*



*FIG. 6*