



US00D950968S

(12) **United States Design Patent**  
**Zhang**

(10) **Patent No.:** **US D950,968 S**

(45) **Date of Patent:** **\*\* May 10, 2022**

(54) **HANGER**

(71) Applicant: **Tingtu Zhang**, Guangdong (CN)

(72) Inventor: **Tingtu Zhang**, Guangdong (CN)

(\*\*) Term: **15 Years**

(21) Appl. No.: **29/777,047**

(22) Filed: **Apr. 2, 2021**

(51) **LOC (13) Cl.** ..... **06-08**

(52) **U.S. Cl.**  
USPC ..... **D6/326**

(58) **Field of Classification Search**  
USPC ..... D6/315-328; D8/372, 394, 395;  
D32/61-65  
CPC .. A41D 27/22; A45F 5/02; A45F 5/06; A47G  
25/00; A47G 25/481; A47G 25/488;  
A47G 25/52; F16B 2/00; F16B 2/10;  
F16B 2/20; F16B 2/24

See application file for complete search history.

(56) **References Cited**

**U.S. PATENT DOCUMENTS**

- D82,948 S \* 12/1930 Livingston ..... D6/318
- 1,815,673 A \* 7/1931 Kelley ..... A47G 25/485  
211/119
- 2,191,022 A \* 2/1940 La Veau ..... A47G 25/746  
211/89.01
- D142,462 S \* 10/1945 Anderson ..... D6/326
- D206,207 S \* 11/1966 Stein ..... D6/319
- D364,280 S \* 11/1995 Maynard ..... D6/326
- D384,825 S 10/1997 Hooworth
- D469,262 S \* 1/2003 Umbarger ..... D6/320
- D642,389 S \* 8/2011 Stumpo ..... D6/326
- D687,637 S \* 8/2013 Sheldon ..... D6/326
- D901,193 S \* 11/2020 Liu ..... D6/326
- D911,045 S 2/2021 Jimenez

- D914,374 S 3/2021 Cavazos
- 2005/0247652 A1\* 11/2005 Barber ..... B44D 3/006  
211/89.01
- 2019/0024298 A1\* 1/2019 Lai ..... A47G 25/48

**FOREIGN PATENT DOCUMENTS**

CN 306750569 \* 3/2021

**OTHER PUBLICATIONS**

Spring hue Home Travel Portable Fabric Hanger [online], [site visited Dec. 2, 2021], Available from internet, URL: <<https://www.walmart.com/ip/LA-HIEBLA-Home-Travel-Portable-Fabric-Hanger-Cap-Organizer-Stainless-Steel-Clip/861681149>> (Year: 2021).\*

\* cited by examiner

*Primary Examiner* — Cynthia Ramirez  
*Assistant Examiner* — Xavier Marti-Santos

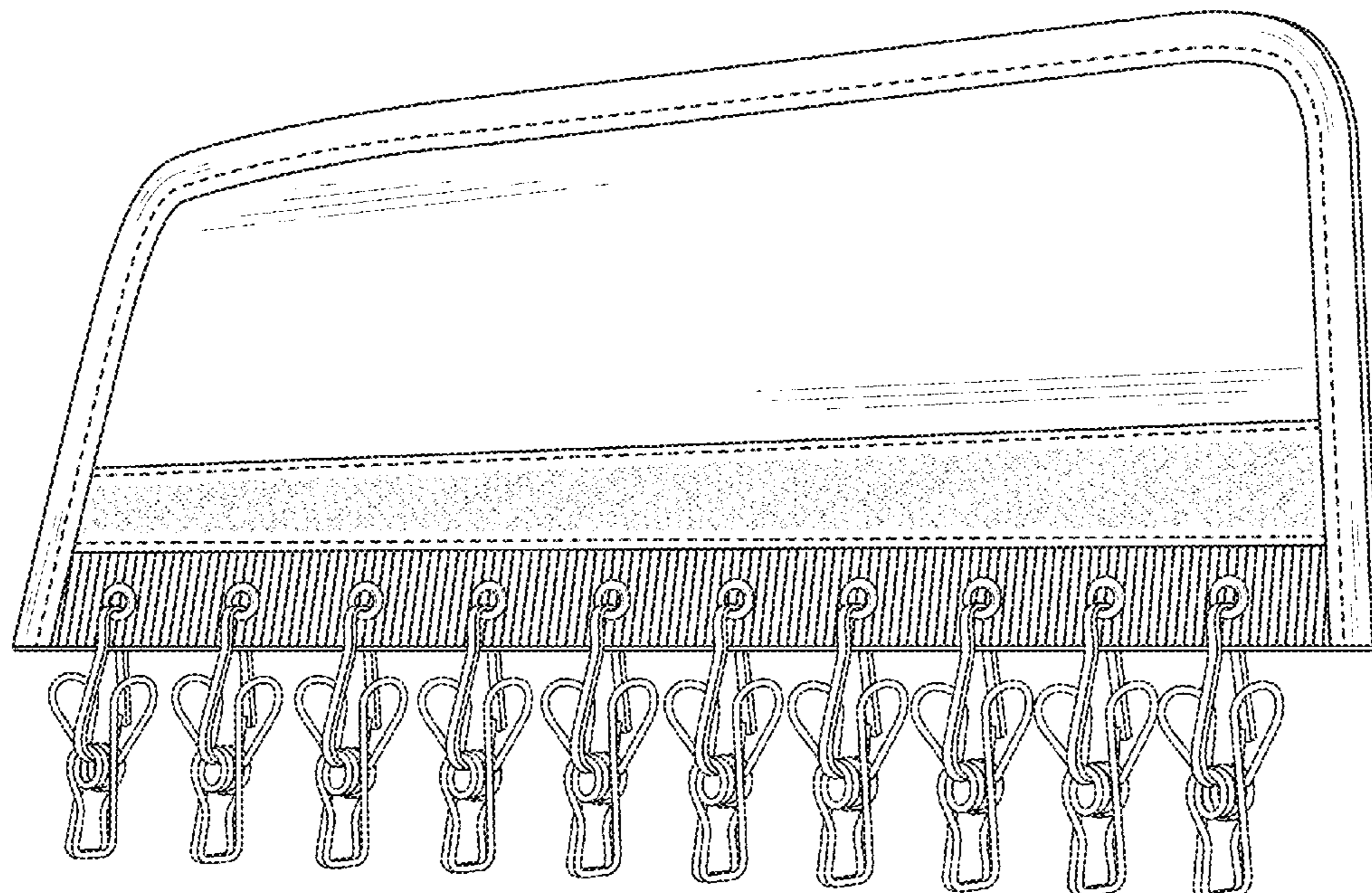
(57) **CLAIM**

The ornamental design for a hanger, as shown and described.

**DESCRIPTION**

FIG. 1 is a perspective view of a hanger showing my new design;  
FIG. 2 is a front elevational view thereof;  
FIG. 3 is a rear elevational view thereof;  
FIG. 4 is a left side elevational view thereof;  
FIG. 5 is a right side elevational view thereof;  
FIG. 6 is a top plan view thereof;  
FIG. 7 is a bottom plan view thereof; and,  
FIG. 8 is another perspective view thereof.  
The broken lines throughout in FIGS. 1, 2, 3 and 8 represent stitching and form no part of the claimed design.

**1 Claim, 8 Drawing Sheets**



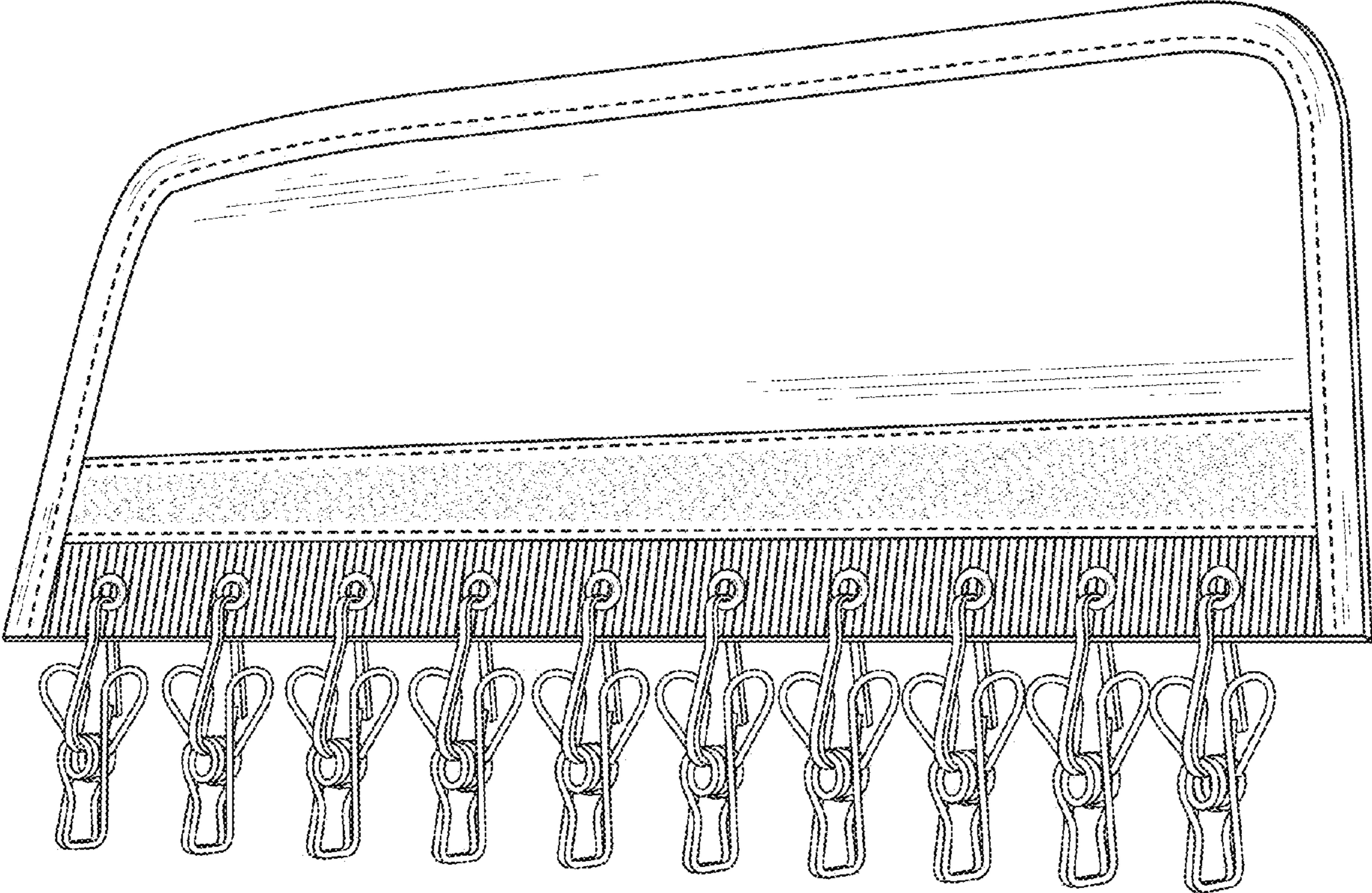


FIG.1

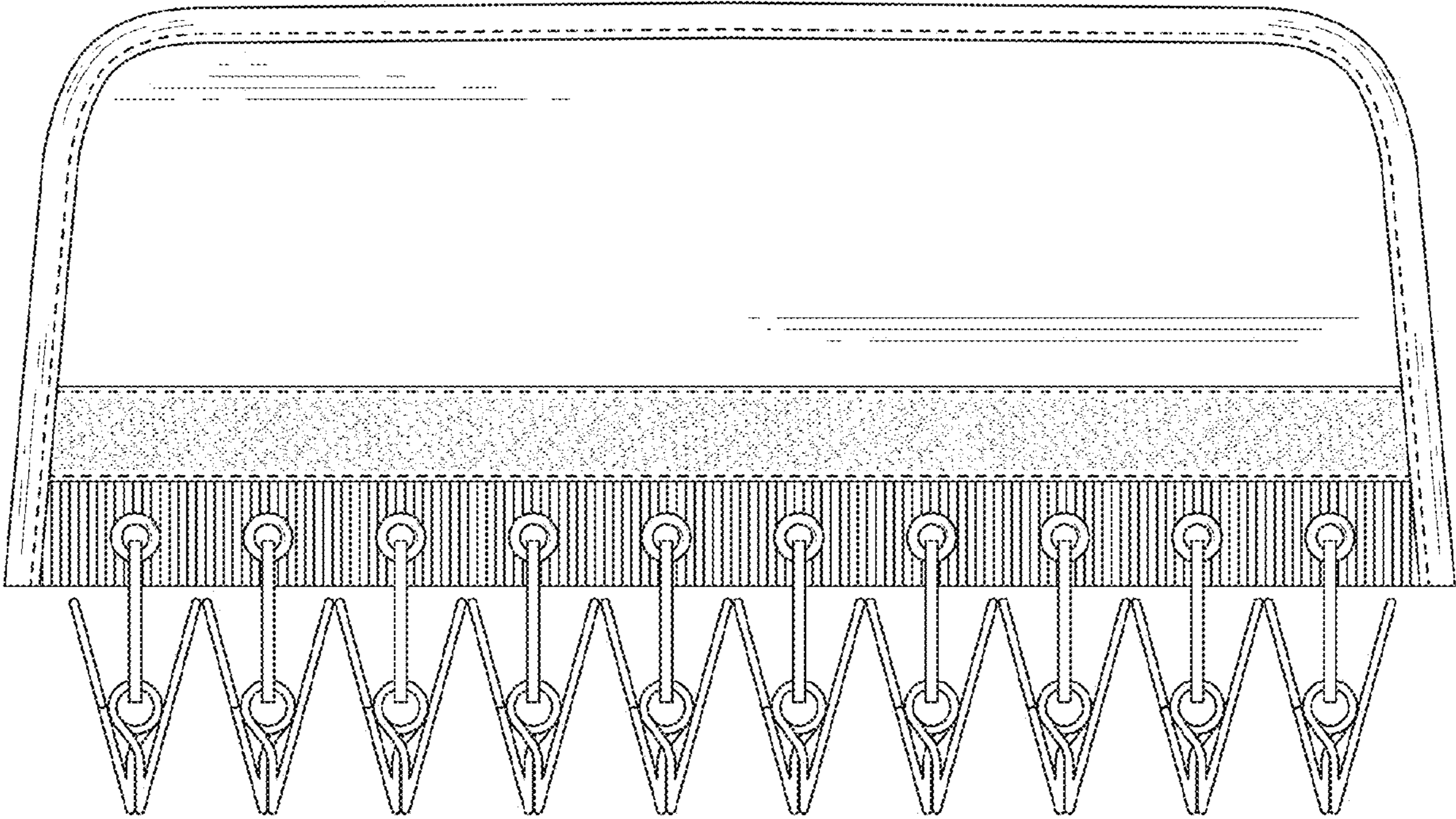


FIG.2

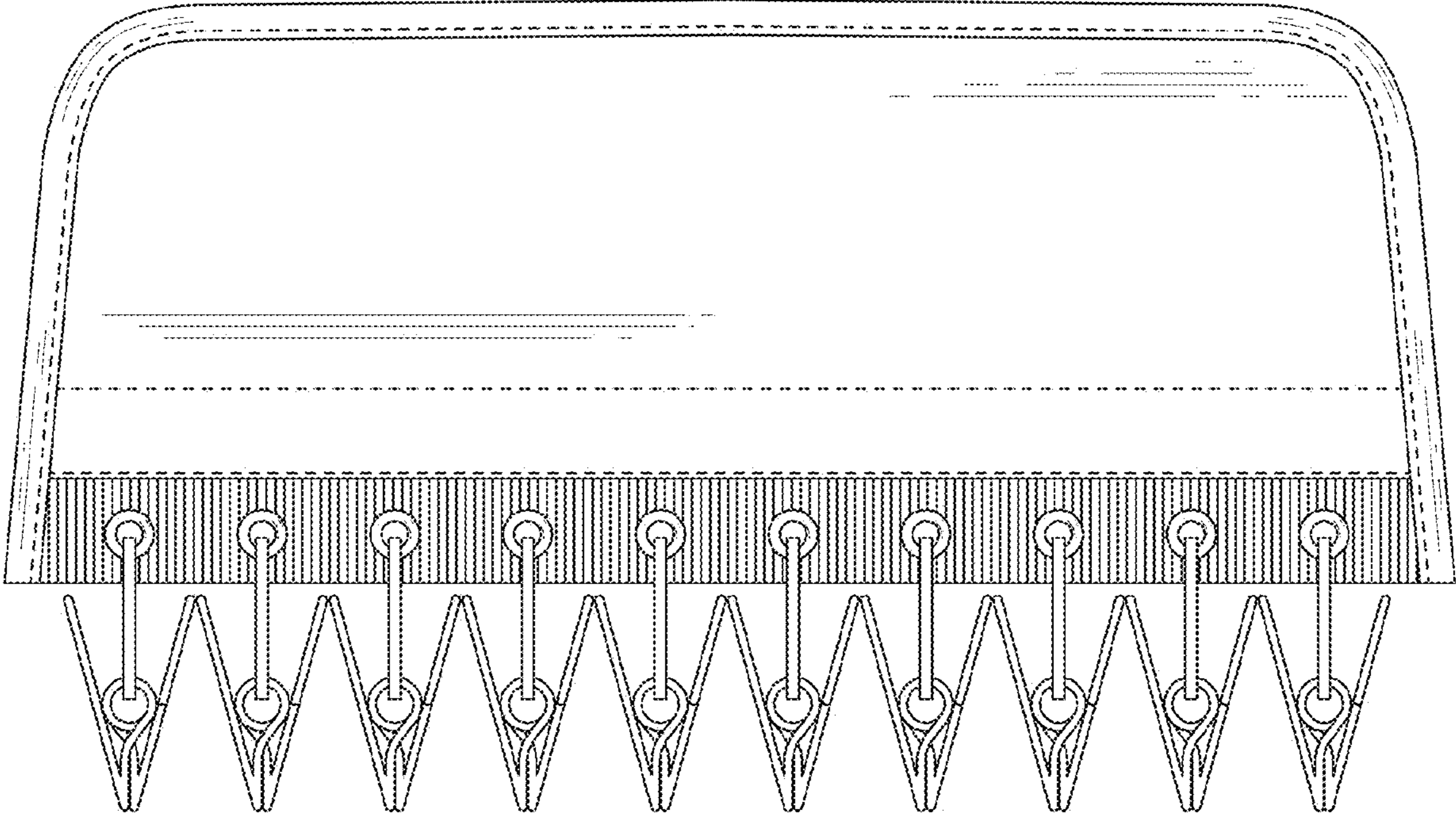


FIG.3




FIG.4

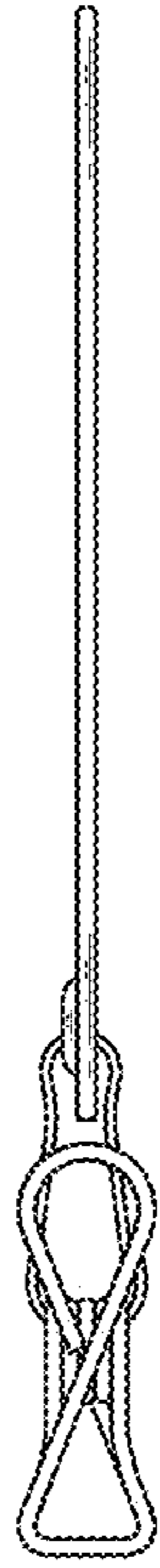


FIG.5



FIG.6



FIG.7



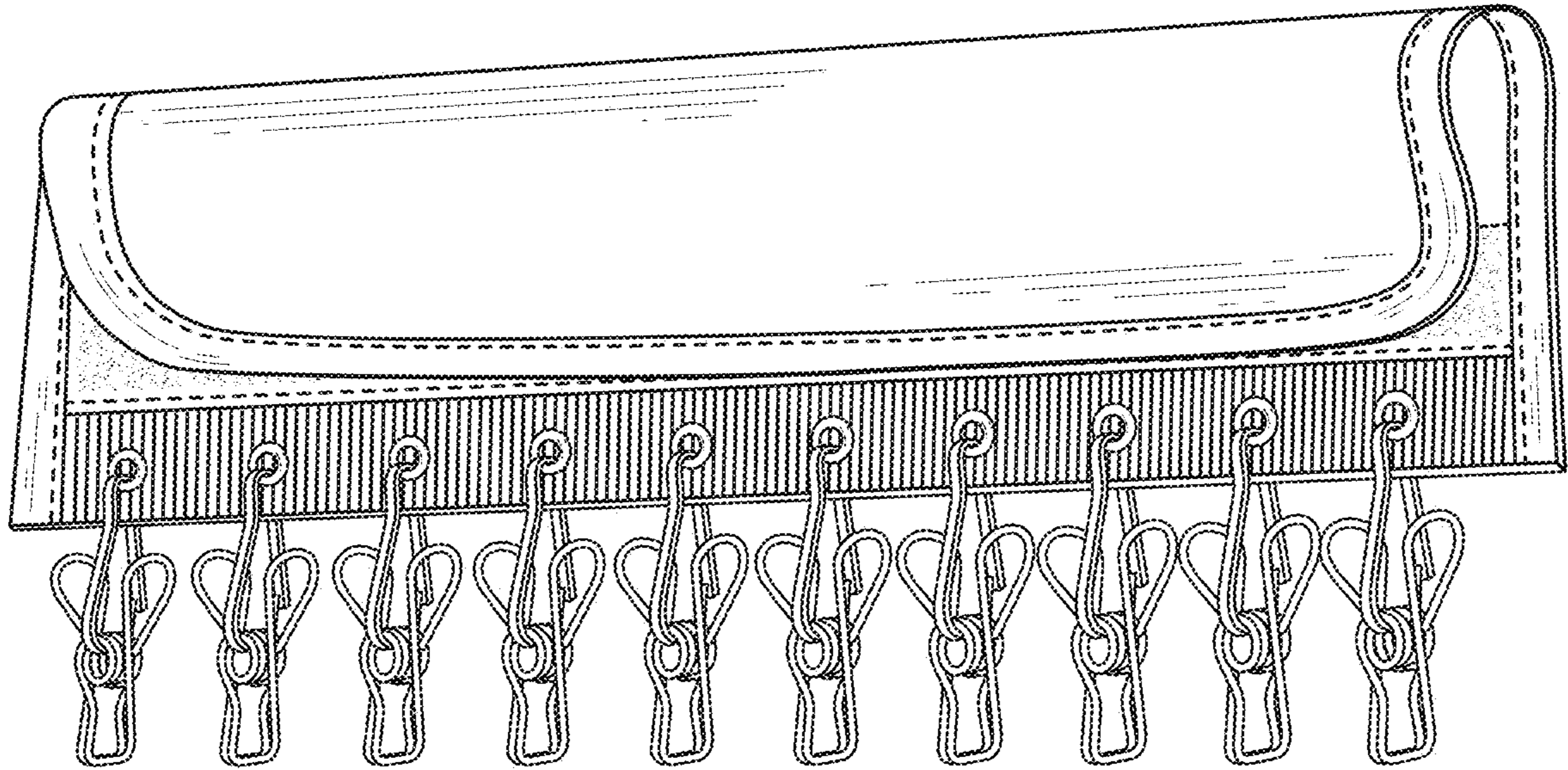


FIG.8