



US00D950966S

(12) **United States Design Patent** (10) **Patent No.:** **US D950,966 S**
Xu (45) **Date of Patent:** **** May 10, 2022**

(54) **MIRROR**

D674,200 S * 1/2013 Carrasco D6/300
D751,303 S * 3/2016 Musi Navarro D6/300
D927,861 S * 8/2021 Liu D6/300

(71) Applicant: **Yan Xu**, Zhejiang (CN)

(72) Inventor: **Yan Xu**, Zhejiang (CN)

(**) Term: **15 Years**

FOREIGN PATENT DOCUMENTS

CN 305763872 * 5/2020

(21) Appl. No.: **29/720,978**

OTHER PUBLICATIONS

(22) Filed: **Jan. 16, 2020**

42"x32" Modern Luxe Wall Mount Mirror [online], [site visited Jan. 12, 2022]. Available from internet, URL:<<https://www.keatscastle.com/p/afina-bathroom-mirrors-and-medicine-cabinets-AFMML3242S-p1203>> (Year: 2021).*

(51) **LOC (13) Cl.** **06-07**

(52) **U.S. Cl.**

USPC **D6/300**

* cited by examiner

(58) **Field of Classification Search**

USPC D6/300, 301, 302, 303, 304, 307, 308,
D6/309, 310, 311, 312, 313, 314;
D28/64.1-64.7; D11/79, 80, 89

CPC A45D 42/00; A45D 42/10; A45D 42/16;
A45D 42/20; A45D 42/24; A47G 1/00;
A47G 1/02; A47G 1/04; A47G 1/0622;
B60J 3/0282

Primary Examiner — Cynthia Ramirez
Assistant Examiner — Xavier Marti-Santos

(57)

CLAIM

The ornamental design for a mirror, as shown and described.

See application file for complete search history.

DESCRIPTION

FIG. 1 is a front perspective view of a mirror, showing my new design;

FIG. 2 is a rear perspective view thereof;

FIG. 3 is a front elevational view thereof;

FIG. 4 is a rear elevational view thereof;

FIG. 5 is a left side elevational view thereof;

FIG. 6 is a right side elevational view thereof;

FIG. 7 is a top plan view thereof; and,

FIG. 8 is a bottom plan view thereof.


(56)

References Cited

U.S. PATENT DOCUMENTS

D22,949 S * 12/1893 Golde D6/303
D370,352 S * 6/1996 Martin D6/300
D455,564 S * 4/2002 O'Hare D6/309
D505,017 S * 5/2005 Rodriguez D6/300
D550,462 S * 9/2007 Miranda D6/309

1 Claim, 8 Drawing Sheets






FIG. 1




FIG. 2




FIG. 3




FIG. 4



FIG. 5

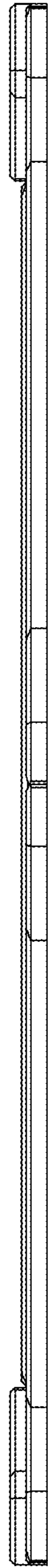


FIG. 6



FIG. 7



FIG. 8