



US00D950957S

(12) **United States Design Patent** (10) **Patent No.:** **US D950,957 S**  
**Zhou et al.** (45) **Date of Patent:** **\*\* May 10, 2022**

(54) **ORAL CARE IMPLEMENT HANDLE**  
(71) Applicant: **Colgate-Palmolive Company**, New York, NY (US)  
(72) Inventors: **Jiang Zhou**, Yangzhou (CN); **Fan Gang Xie**, Shanghai (CN); **Yanmei Ji**, Jiangsu (CN); **Guoqiang Liu**, Yangzhou (CN); **Wen Jin Xi**, Shanghai (CN)  
(73) Assignee: **Colgate-Palmolive Company**, New York, NY (US)

D819,337 S 6/2018 Yuan et al.  
D819,973 S 6/2018 Greve et al.  
D846,883 S 4/2019 Bloch et al.  
D874,830 S 2/2020 Choi et al.  
D922,775 S \* 6/2021 Albay ..... D4/101  
(Continued)

**FOREIGN PATENT DOCUMENTS**

JP D1400369 11/2010  
JP D1400548 11/2010  
(Continued)

**OTHER PUBLICATIONS**

Philips Brush, announced 2016 [online], [site visited Nov. 15, 2021]. Available from internet, URL: [https://www.amazon.com/Philips-Sonicare-HealthyWhite-rechargeable-HX8911/dp/B00YAR86BY/ref=sr\\_1\\_58?keywords=electric+toothbrush&qid=1636727840&sr=8-58](https://www.amazon.com/Philips-Sonicare-HealthyWhite-rechargeable-HX8911/dp/B00YAR86BY/ref=sr_1_58?keywords=electric+toothbrush&qid=1636727840&sr=8-58) (Year: 2016).\*

*Primary Examiner* — Cynthia Ramirez  
*Assistant Examiner* — Tamara L Hahn

(\*\*) Term: **15 Years**  
(21) Appl. No.: **29/733,204**  
(22) Filed: **Apr. 30, 2020**  
(51) **LOC (13) Cl.** ..... **04-02**  
(52) **U.S. Cl.**  
USPC ..... **D4/101**  
(58) **Field of Classification Search**  
USPC ..... D4/100–113; D24/176, 181  
CPC .... A46B 2200/1066; A46B 2200/1073; A46B 2200/1086; A46B 9/04; A46B 13/023; A65B 5/0095  
See application file for complete search history.

(57) **CLAIM**

The ornamental design for an oral care implement handle, as shown and described.

**DESCRIPTION**

FIG. 1 is a front perspective view of an oral care implement handle according to the new design;  
FIG. 2 is a rear perspective view thereof;  
FIG. 3 is a front view thereof;  
FIG. 4 is a rear view thereof;  
FIG. 5 is a left side view thereof;  
FIG. 6 is a right side view thereof;  
FIG. 7 is an enlarged top view thereof; and,  
FIG. 8 is an enlarged bottom view thereof.  
The broken lines illustrate portions of the oral care implement handle that form no part of the claimed design.

**1 Claim, 5 Drawing Sheets**

(56) **References Cited**

**U.S. PATENT DOCUMENTS**

D361,433 S 8/1995 Yang  
D500,207 S 12/2004 Jimenez et al.  
D500,208 S 12/2004 Vu  
D647,306 S 10/2011 Lee  
D647,702 S 11/2011 Lee  
D676,243 S 2/2013 Lee  
D676,244 S 2/2013 Lee  
8,479,750 B2 7/2013 Schaefer et al.  
8,590,092 B2 11/2013 Dickie  
D719,737 S 12/2014 Adriaenssen et al.  
D757,439 S 5/2016 Shigeno et al.  
D765,414 S \* 9/2016 Sosa ..... D4/101  
D798,060 S 9/2017 Shigeno et al.



(56)

**References Cited**

U.S. PATENT DOCUMENTS

2013/0091645 A1\* 4/2013 Suwanbutr ..... A61C 17/26  
15/23  
2018/0168332 A1 6/2018 Wagner et al.  
2021/0186199 A1\* 6/2021 Curtis ..... A61B 1/24

FOREIGN PATENT DOCUMENTS

KR 3006067670000 7/2011  
KR 3006206070000 11/2011  
KR 3006206420000 11/2011  
KR 3006067670001 12/2011  
KR 3009618690000 6/2018  
TW D147115 5/2012  
WO DM/093416-001 5/2018

\* cited by examiner



FIG. 1




FIG. 2

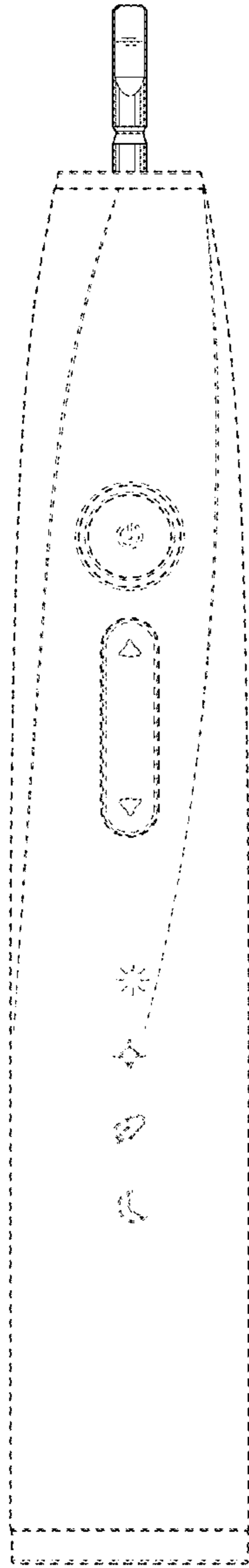


FIG. 3




FIG. 4




FIG. 5




FIG. 6

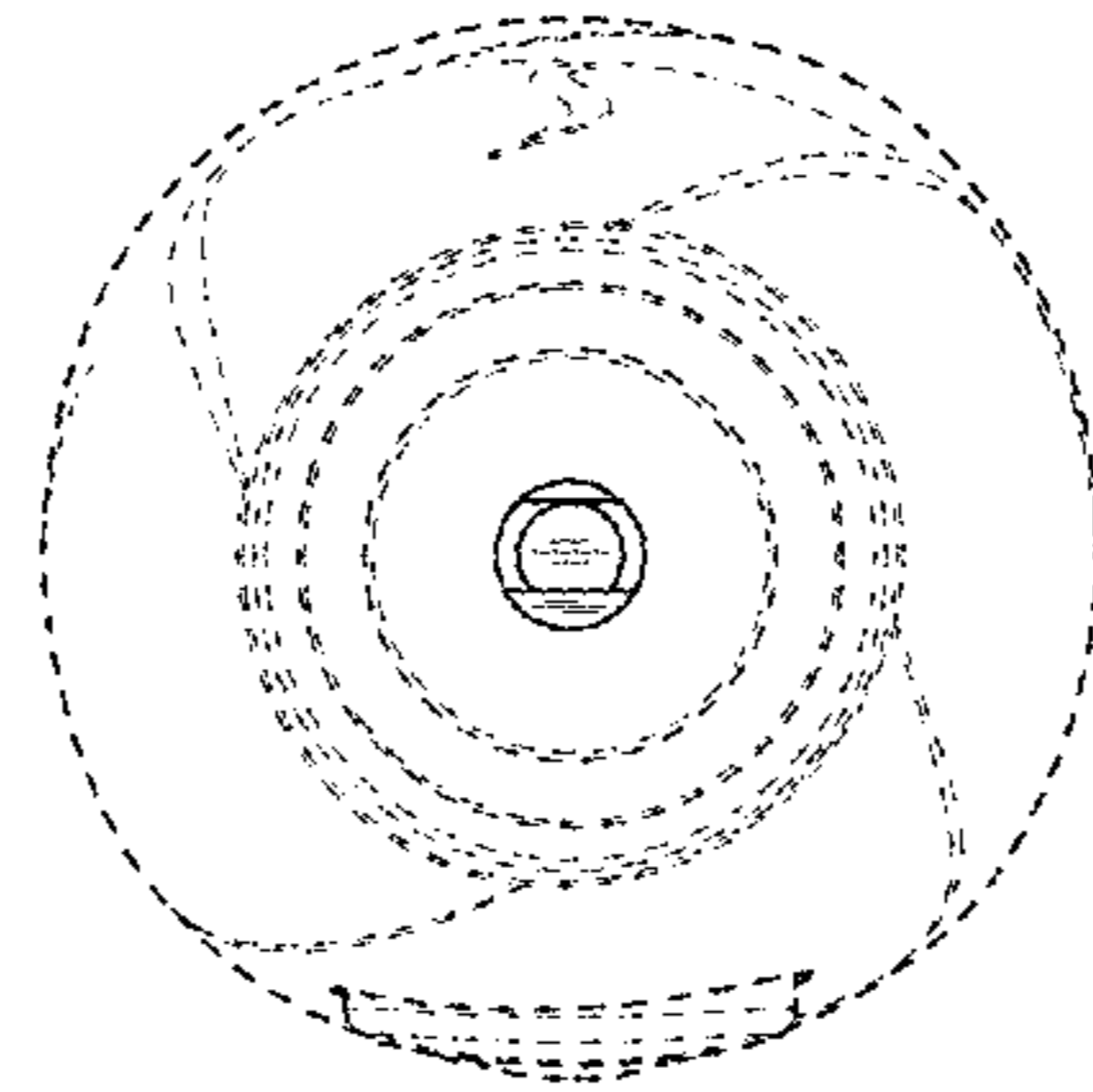


FIG. 7

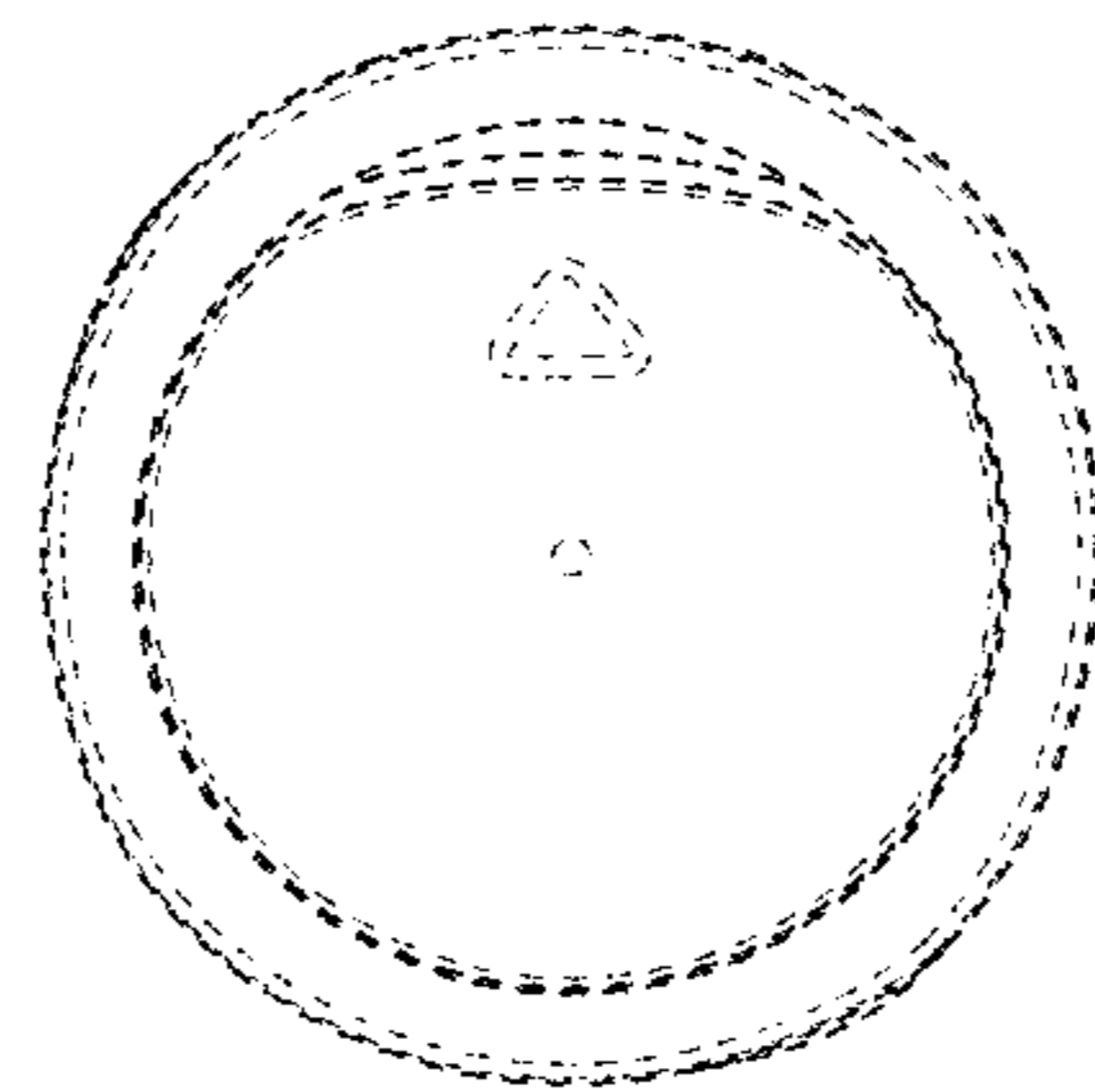


FIG. 8