



US00D950947S

(12) **United States Design Patent** (10) **Patent No.:** **US D950,947 S**
Lee (45) **Date of Patent:** **** May 10, 2022**

(54) **HANDBAG**
(71) Applicant: **BOTTEGA VENETA S.R.L.**,
Montebello Vicentino (IT)
(72) Inventor: **Daniel Harry Lee**, Milan (IT)
(73) Assignee: **BOTTEGA VENETA S.R.L.**,
Montebello Vicentino (IT)
(**) Term: **15 Years**
(21) Appl. No.: **29/715,717**
(22) Filed: **Dec. 4, 2019**

(30) **Foreign Application Priority Data**
Jun. 7, 2019 (WO) DM/202195
(51) **LOC (13) Cl.** **03-01**
(52) **U.S. Cl.**
USPC **D3/232**
(58) **Field of Classification Search**
USPC D3/232-233, 239, 244-246, 277, 301,
D3/303, 306
CPC A45C 13/08; A45C 3/08; A45C 13/00;
A45C 3/06
See application file for complete search history.

(56) **References Cited**
U.S. PATENT DOCUMENTS
D96,725 S * 9/1935 Courtine D3/243
D107,893 S * 1/1938 Felmann D3/240
D108,279 S * 2/1938 Felmann D3/246
D127,933 S * 6/1941 Lewis D3/245
D133,454 S * 8/1942 Tashman D3/246
D137,969 S * 5/1944 Phelps D3/244
D140,323 S * 2/1945 Frederics D3/232
D144,114 S * 3/1946 Kaphan D3/245
D144,458 S * 4/1946 Hiltenbrand D3/239
D168,996 S * 3/1953 Hochner D3/246
D170,080 S * 7/1953 Codish D3/232
D202,248 S * 9/1965 Schlessinger D3/285

6,394,157 B2 * 5/2002 Luna A45C 3/00
150/104
D469,953 S * 2/2003 Vazquez D3/234
D491,352 S * 6/2004 Peng D3/233
D555,431 S * 11/2007 Gostt D3/244
D581,157 S * 11/2008 Sassi D3/232
D609,467 S * 2/2010 Page D3/232
(Continued)

FOREIGN PATENT DOCUMENTS

JP D1659696 * 12/2019

OTHER PUBLICATIONS

“The Twist”, first available Dec. 16, 2019, whowhatwear.com, site visited Jun. 21, 2021: <https://www.whowhatwear.com/best-bottega-veneta-bags/slide2> (Year: 2019).*


Primary Examiner — Jennifer L Watkins
Assistant Examiner — Samantha Lynne Brodowski
(74) *Attorney, Agent, or Firm* — Fross, Zelnick, Lehrman & Zissu PC; Charles T.J. Weigell, Esq.

(57) **CLAIM**
The ornamental design for a handbag, as shown and described.

DESCRIPTION

FIG. 1 is a first right side perspective view of a handbag showing my new design;
FIG. 2 is a front view thereof;
FIG. 3 is a back view thereof;
FIG. 4 is a left side perspective view thereof;
FIG. 5 is a second right side perspective view thereof;
FIG. 6 is a top perspective view thereof; and,
FIG. 7 is a bottom perspective view thereof.
The broken line depiction of the bag interior border in FIG. 7 illustrates an area comprising environmental matter that forms no part of the claim.

1 Claim, 7 Drawing Sheets



(56)

References Cited

U.S. PATENT DOCUMENTS

D657,952 S *	4/2012	Maier	D3/245
D675,428 S *	2/2013	Jameer	D3/232
D746,054 S *	12/2015	Finell	D3/245
D761,014 S *	7/2016	Anderson	D3/232
D851,923 S *	6/2019	Dumas	D3/232
D854,823 S *	7/2019	Dumas	D3/232
D885,047 S *	5/2020	Lee	D3/244
D939,826 S *	1/2022	Lee	D3/232

* cited by examiner



FIG. 1




FIG. 2




FIG. 3



FIG. 4




FIG. 5



FIG. 6




FIG. 7