



US00D950910S

(12) **United States Design Patent**
Cobb

(10) **Patent No.:** **US D950,910 S**

(45) **Date of Patent:** **** May 10, 2022**

(54) **FOOTWEAR SOLE**

(71) Applicant: **Wolverine Outdoors, Inc.**, Rockford, MI (US)

(72) Inventor: **Ian M. Cobb**, Rockford, MI (US)

(73) Assignee: **Wolverine Outdoors, Inc.**, Rockford, MI (US)

(**) Term: **15 Years**

(21) Appl. No.: **29/755,908**

(22) Filed: **Oct. 23, 2020**

(51) **LOC (13) Cl.** **02-04**

(52) **U.S. Cl.**
USPC **D2/951; D2/956; D2/960; D2/955; D2/957**

(58) **Field of Classification Search**
USPC D2/902, 906, 908, 916, 918, 925, D2/946-962, 977
CPC A43B 13/00; A43B 13/02; A43B 13/023; A43B 13/026; A43B 13/04; A43B 13/08; A43B 13/10; A43B 13/12; A43B 13/14; A43B 13/141; A43B 13/143; A43B 13/16; A43B 13/18; A43B 13/181; A43B 13/187; A43B 13/189; A43B 13/20; A43B 13/22; A43B 13/223; A43B 13/24; A43B 13/28; A43B 13/30; A43B 13/32; A43B 13/34; A43B 13/36
See application file for complete search history.

(56) **References Cited**

U.S. PATENT DOCUMENTS

D409,826 S *	5/1999	Turner	D2/954
D445,561 S *	7/2001	Bramani	D2/954
D500,401 S *	1/2005	Matis	D2/960
D500,582 S	1/2005	Robbins et al.		
D503,029 S *	3/2005	Sonnergren	D2/954
D515,291 S *	2/2006	Sonnergren	D2/954

D518,280 S	4/2006	Matis et al.		
D522,724 S *	6/2006	Urie	D2/955
D545,533 S *	7/2007	Belley	D2/954
D546,034 S *	7/2007	Matis	D2/954
D547,037 S *	7/2007	Nakano	D2/954
D550,436 S *	9/2007	Matis	D2/960
D560,889 S *	2/2008	Weisbly	D2/954
D561,436 S	2/2008	St. Louis		
D561,437 S *	2/2008	Evans	D2/954
D563,085 S *	3/2008	Matis	D2/960
D563,636 S	3/2008	Matis et al.		
D564,739 S *	3/2008	Belley	D2/954
D566,935 S *	4/2008	Matis	D2/956
D566,936 S	4/2008	Schoenborn et al.		
D566,939 S *	4/2008	Schoenborn	D2/954
D567,491 S *	4/2008	Belley	D2/956
D569,592 S *	5/2008	Banik	D2/951

(Continued)

Primary Examiner — Jonathan J Han

(74) *Attorney, Agent, or Firm* — Warner Norcross + Judd LLP

(57) **CLAIM**

The ornamental design for a footwear sole, as shown and described.

DESCRIPTION

FIG. 1 is a perspective view of the footwear sole embodying the new design;
FIG. 2 is a bottom view thereof;
FIG. 3 is a right side view thereof;
FIG. 4 is a left side view thereof;
FIG. 5 is a front view thereof; and,
FIG. 6 is a rear view thereof.

The broken lines depicting an article of footwear in FIGS. 1-6 are shown for environmental purposes and form no part of the claimed design. Further, the broken lines immediately adjacent the solid-line portions depict a boundary of the design, with the broken lines forming no part of the claimed design.

1 Claim, 5 Drawing Sheets



(56)

References Cited

U.S. PATENT DOCUMENTS

D592,389 S *	5/2009	St-Louis	D2/954
D609,892 S	2/2010	Andersen et al.	
D609,895 S *	2/2010	Andersen	D2/954
D615,740 S *	5/2010	Banik	D2/951
D695,505 S *	12/2013	Hansen	D2/951
D717,033 S *	11/2014	Law	D2/951
D842,596 S *	3/2019	Dean	D2/951
D881,538 S *	4/2020	Dean	D2/947
D882,910 S *	5/2020	Zeng	D2/903
D889,094 S *	7/2020	Matis	D2/947
D891,064 S *	7/2020	Dean	D2/947
D895,248 S *	9/2020	Fracassi	D2/947
D898,333 S *	10/2020	Evans	D2/947
D929,095 S *	8/2021	Cass	D2/947

* cited by examiner

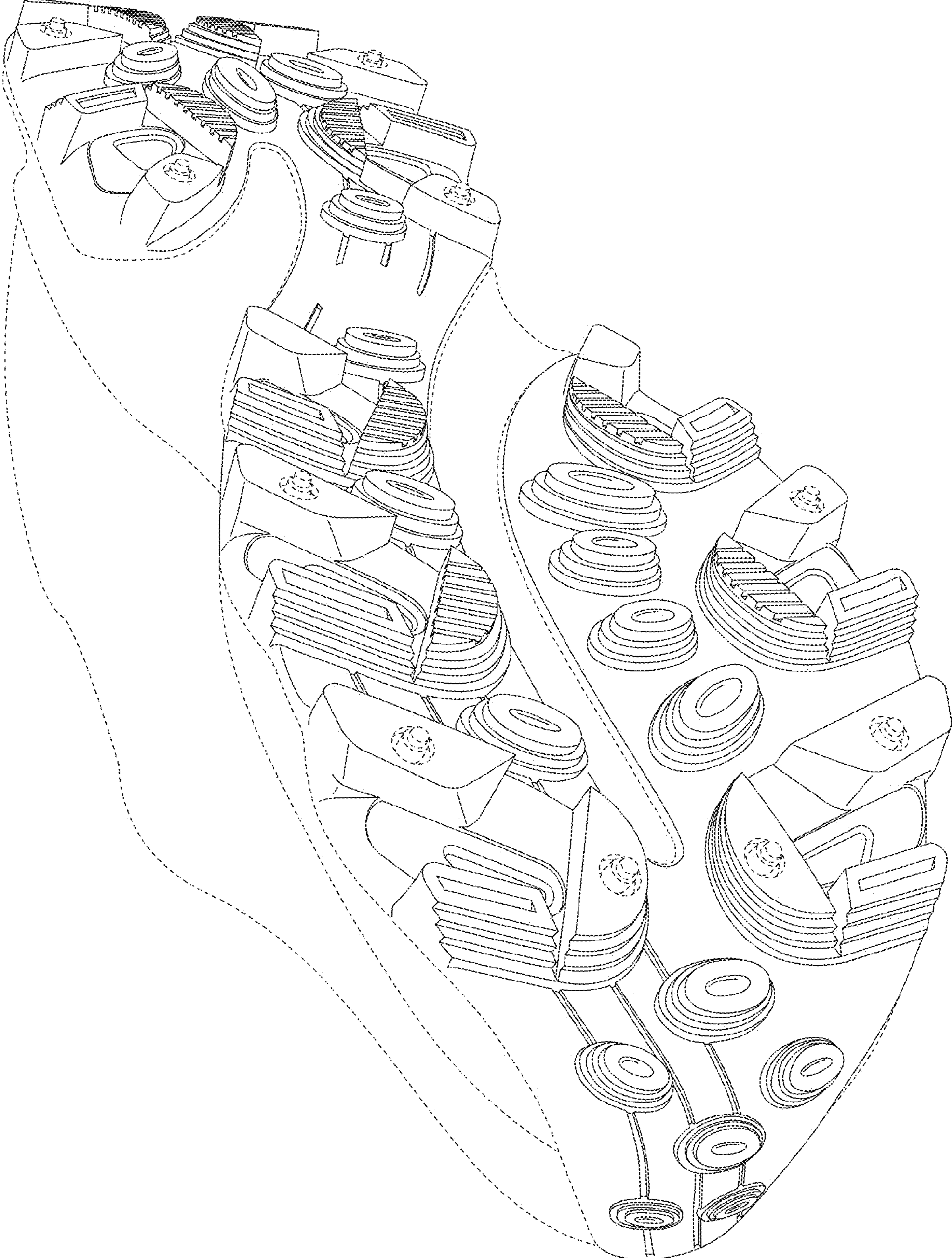


Fig. 1

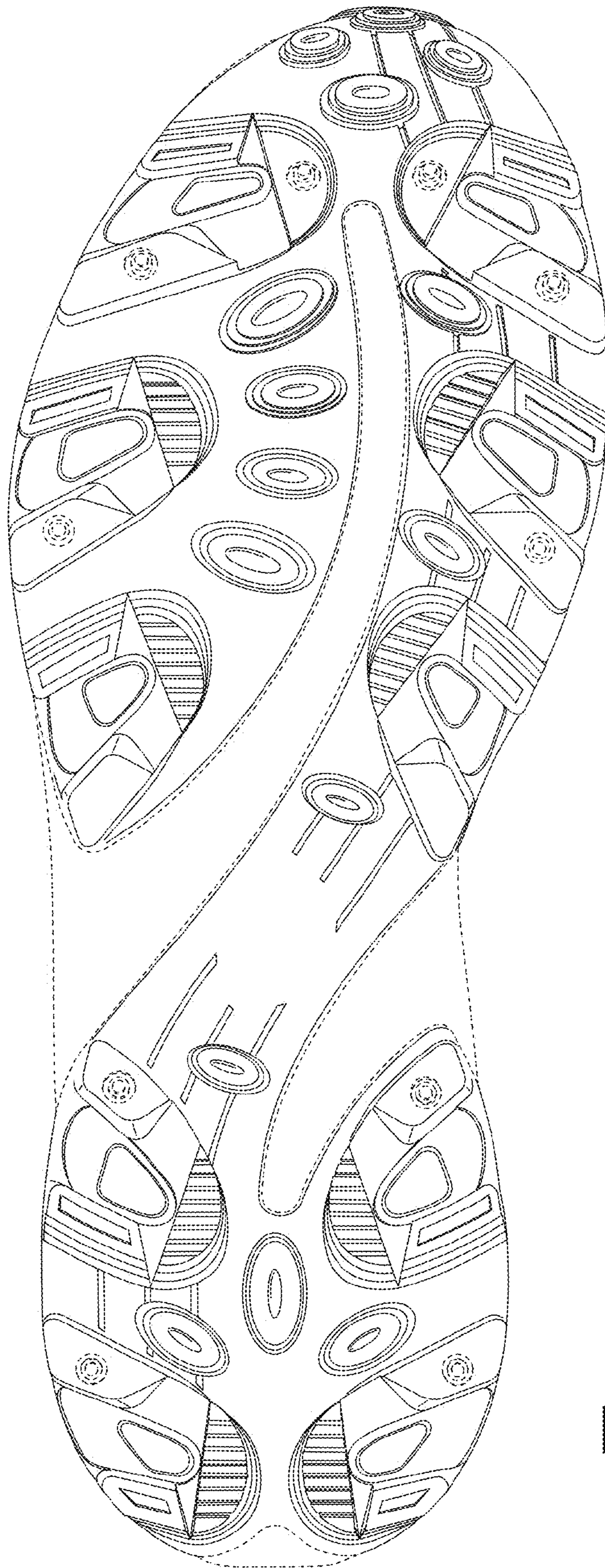


Fig. 2

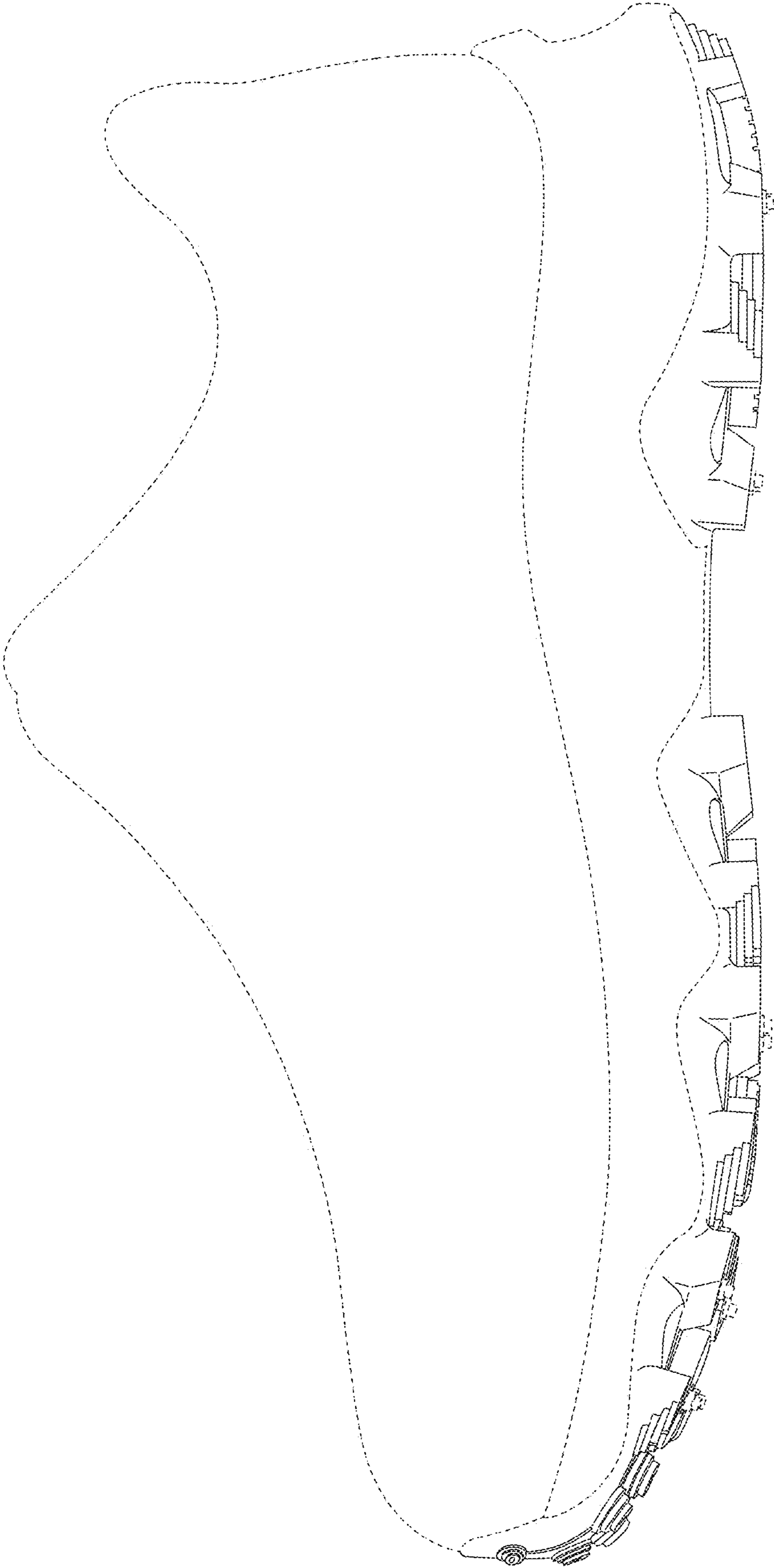


Fig. 3

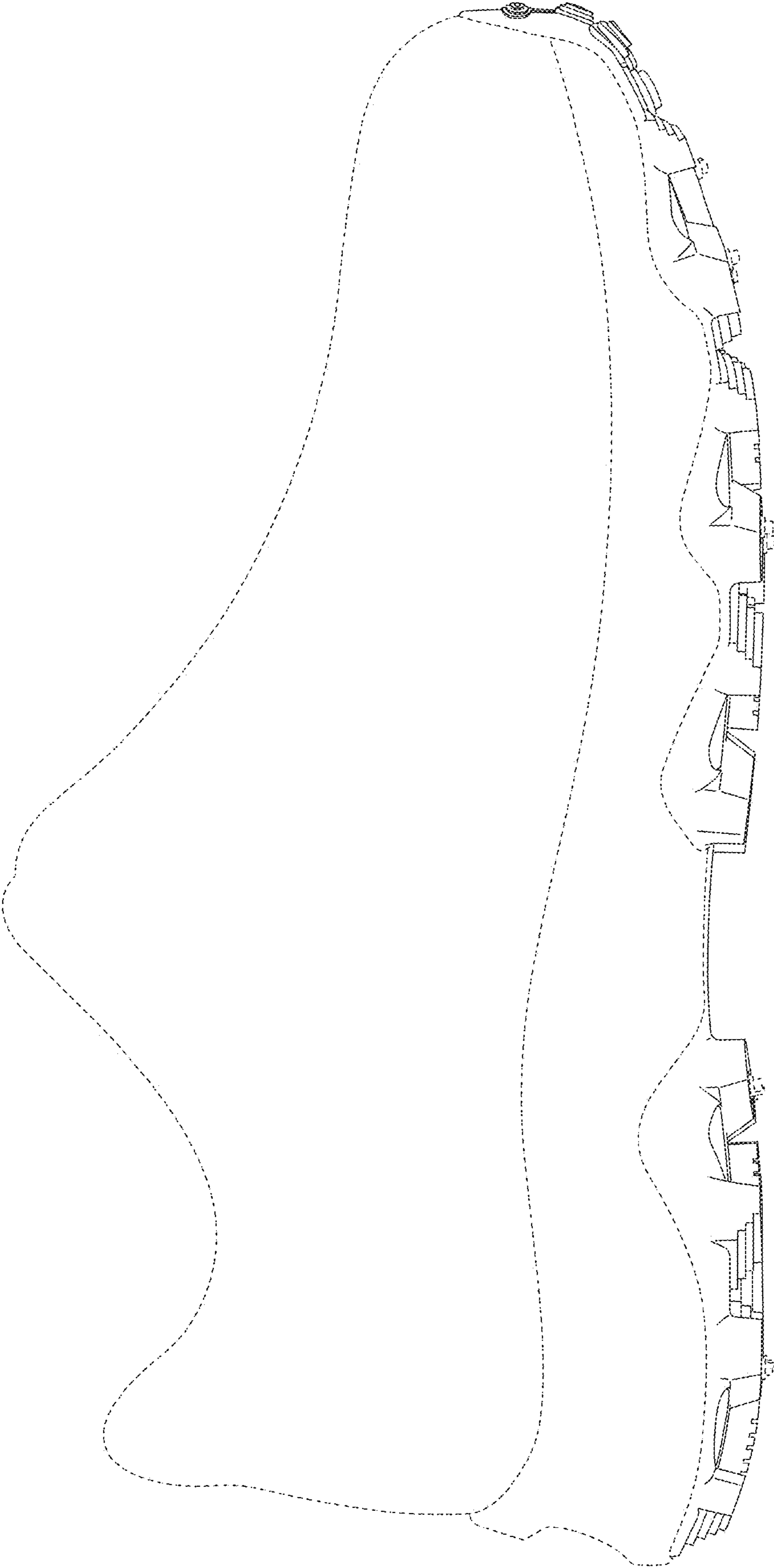


Fig. 4

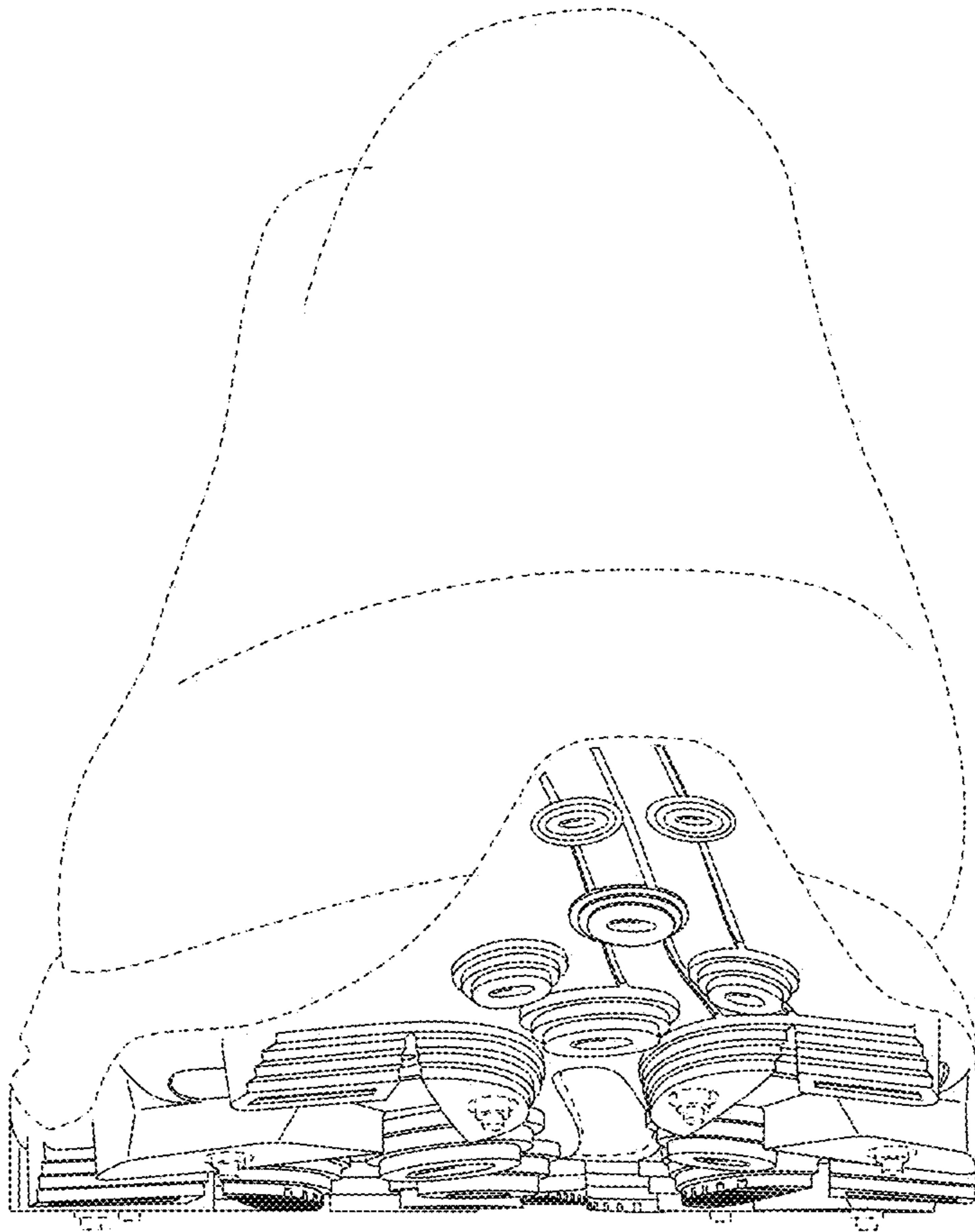


Fig. 5




Fig. 6