



US00D950907S

(12) **United States Design Patent**
Dunham

(10) **Patent No.:** **US D950,907 S**

(45) **Date of Patent:** **** May 10, 2022**

(54) **FOOTWEAR**

(71) Applicant: **Target Brands, Inc.**, Minneapolis, MN
(US)

(72) Inventor: **Austyn Dunham**, Minneapolis, MN
(US)

(73) Assignee: **Target Brands, Inc.**, Minneapolis, MN
(US)

(**) Term: **15 Years**

(21) Appl. No.: **29/755,081**

(22) Filed: **Oct. 16, 2020**

(51) **LOC (13) Cl.** **02-04**

(52) **U.S. Cl.**
USPC **D2/947**; D2/948; D2/958; D2/953

(58) **Field of Classification Search**
USPC D2/902, 906, 908, 916, 918, 925,
D2/946-962, 977

CPC A43B 13/00; A43B 13/02; A43B 13/023;
A43B 13/026; A43B 13/04; A43B 13/08;
A43B 13/10; A43B 13/12; A43B 13/14;
A43B 13/141; A43B 13/143; A43B
13/16; A43B 13/18; A43B 13/181; A43B
13/187; A43B 13/189; A43B 13/20; A43B
13/22; A43B 13/223; A43B 13/24; A43B
13/28; A43B 13/30; A43B 13/32; A43B
13/34; A43B 13/36

See application file for complete search history.

(56) **References Cited**

U.S. PATENT DOCUMENTS

D257,597 S * 12/1980 Ueno D2/962
D257,908 S * 1/1981 Inohara D2/962
4,307,521 A * 12/1981 Inohara A43B 13/223
36/31
D266,882 S * 11/1982 Ueno D2/954

D266,967 S * 11/1982 Inohara D2/954
D385,093 S * 10/1997 Cass D2/957
D499,233 S 12/2004 Sedlbauer
D516,285 S 3/2006 Sedlbauer
D517,791 S 3/2006 Sedlbauer
D517,792 S 3/2006 Sedlbauer
D524,019 S 7/2006 Matis et al.
D539,024 S 3/2007 Belley et al.
D547,540 S 7/2007 Maderspach
D550,431 S * 9/2007 Schoenborn D2/960
D556,438 S 12/2007 Maderspach
D575,951 S 9/2008 St-Louis
D582,651 S 12/2008 Andersen et al.
D599,539 S 9/2009 St-Louis
D609,892 S * 2/2010 Andersen D2/954
D632,882 S 2/2011 O'Rorke
D644,827 S * 9/2011 Lee D2/951
D648,929 S 11/2011 Van Zyll De Jong et al.
D657,120 S * 4/2012 Harper D2/951
D658,356 S * 5/2012 Bacon D2/951

(Continued)

Primary Examiner — Jonathan J Han

(74) *Attorney, Agent, or Firm* — Merchant & Gould P.C.

(57) **CLAIM**

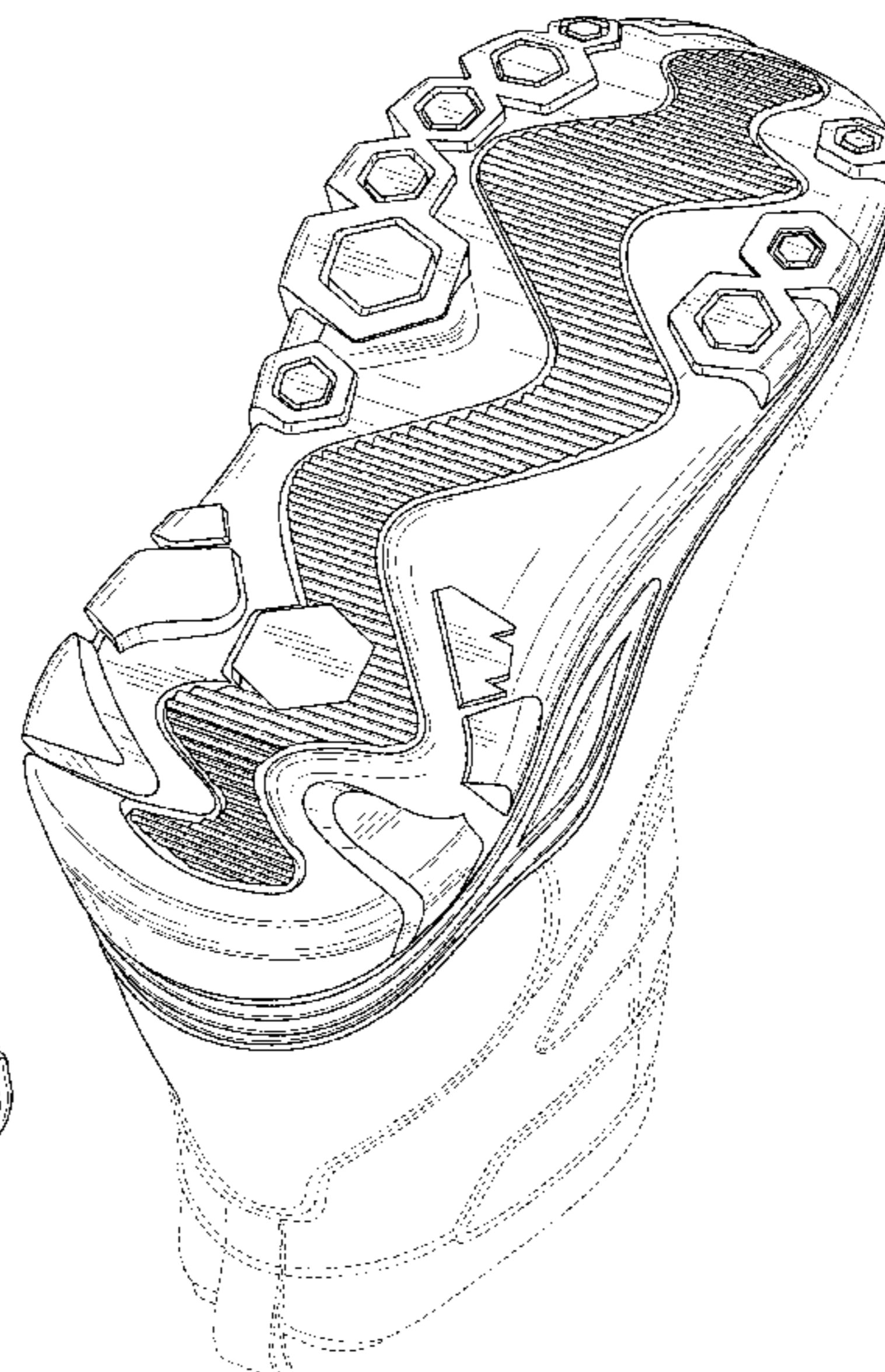
The ornamental design for a footwear, as shown and described.

DESCRIPTION

FIG. 1 is a front, top and right side perspective view of a footwear according to the new design;
FIG. 2 is a front elevation view thereof;
FIG. 3 is a back elevation view thereof;
FIG. 4 is a right side elevation view thereof;
FIG. 5 is a left side elevation view thereof;
FIG. 6 is a top plan view thereof;
FIG. 7 is a bottom plan view; and,
FIG. 8 is a back, bottom and left side perspective view thereof.

The broken lines in the drawings show portions of the footwear that form no part of the claimed design.

1 Claim, 8 Drawing Sheets



(56)

References Cited

U.S. PATENT DOCUMENTS

D660,570	S	5/2012	Joseph	
D662,292	S *	6/2012	Meynard	D2/954
D662,304	S	6/2012	Spring	
D664,345	S	7/2012	Joseph	
D677,871	S	3/2013	Portzline	
D677,873	S	3/2013	Portzline	
D678,666	S	3/2013	Portzline	
D695,505	S *	12/2013	Hansen	D2/951
D699,932	S	2/2014	Lubart	
D701,024	S	3/2014	Youngs et al.	
D701,372	S	3/2014	Portzline	
D701,377	S	3/2014	Spring	
D701,683	S	4/2014	Neely	
D707,430	S *	6/2014	Feeney	D2/954
D740,534	S	10/2015	Spring	
D754,425	S	4/2016	Deas	
D755,491	S *	5/2016	Nakano	D2/951
D777,413	S *	1/2017	Hermes	D2/947
D793,686	S *	8/2017	Bacon	D2/947
D794,292	S *	8/2017	Belley	D2/951
D795,541	S	8/2017	Henrichot et al.	
D798,036	S *	9/2017	Opie	D2/951
D825,161	S *	8/2018	Gibson	D2/951
D825,165	S *	8/2018	Gibson	D2/947
D846,248	S *	4/2019	Ford	D2/951
D850,768	S *	6/2019	Nethongkome	D2/951
D866,934	S	11/2019	Zeng	
D874,808	S	2/2020	Prochmann	
D890,490	S *	7/2020	Page	D2/951
D895,244	S *	9/2020	Felloni	D2/951
D907,906	S *	1/2021	López Calí	D2/947
D913,649	S *	3/2021	Suh	D2/908
D917,144	S *	4/2021	Jensen	D2/947
D929,099	S *	8/2021	Rémy	D2/962
D935,140	S *	11/2021	Bacon	D2/902

* cited by examiner



FIG. 1




FIG. 2

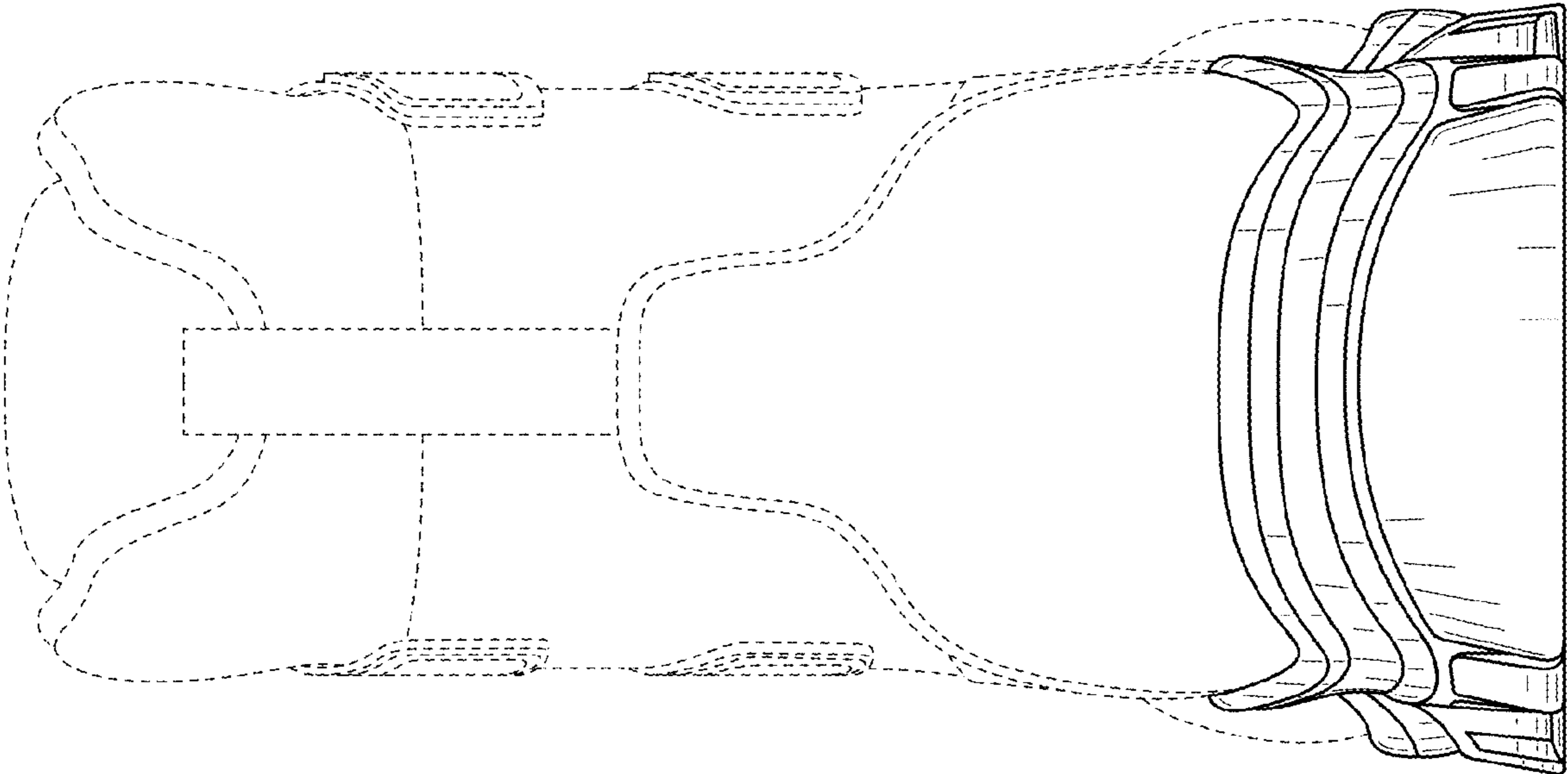


FIG. 3

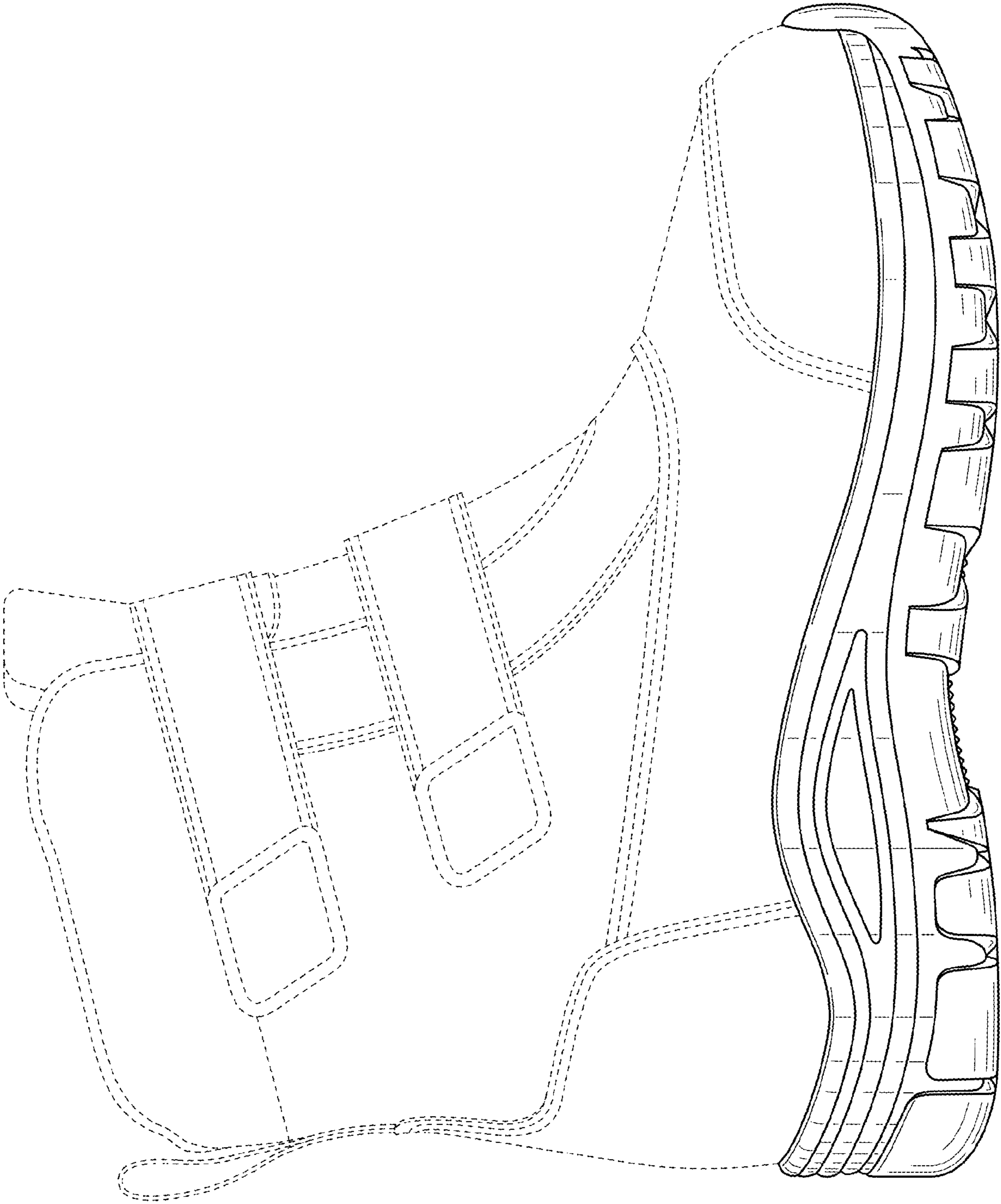


FIG. 4

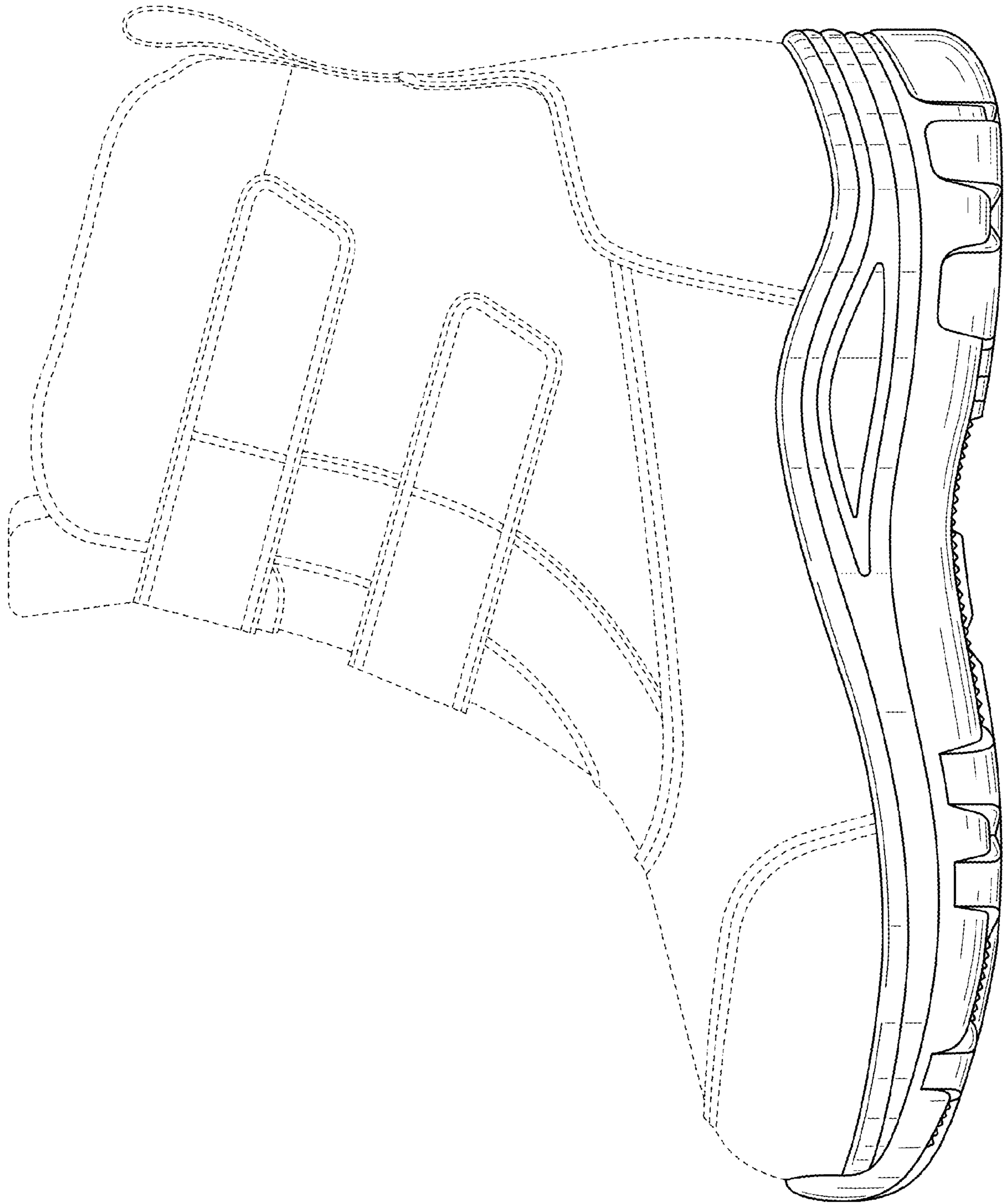


FIG. 5

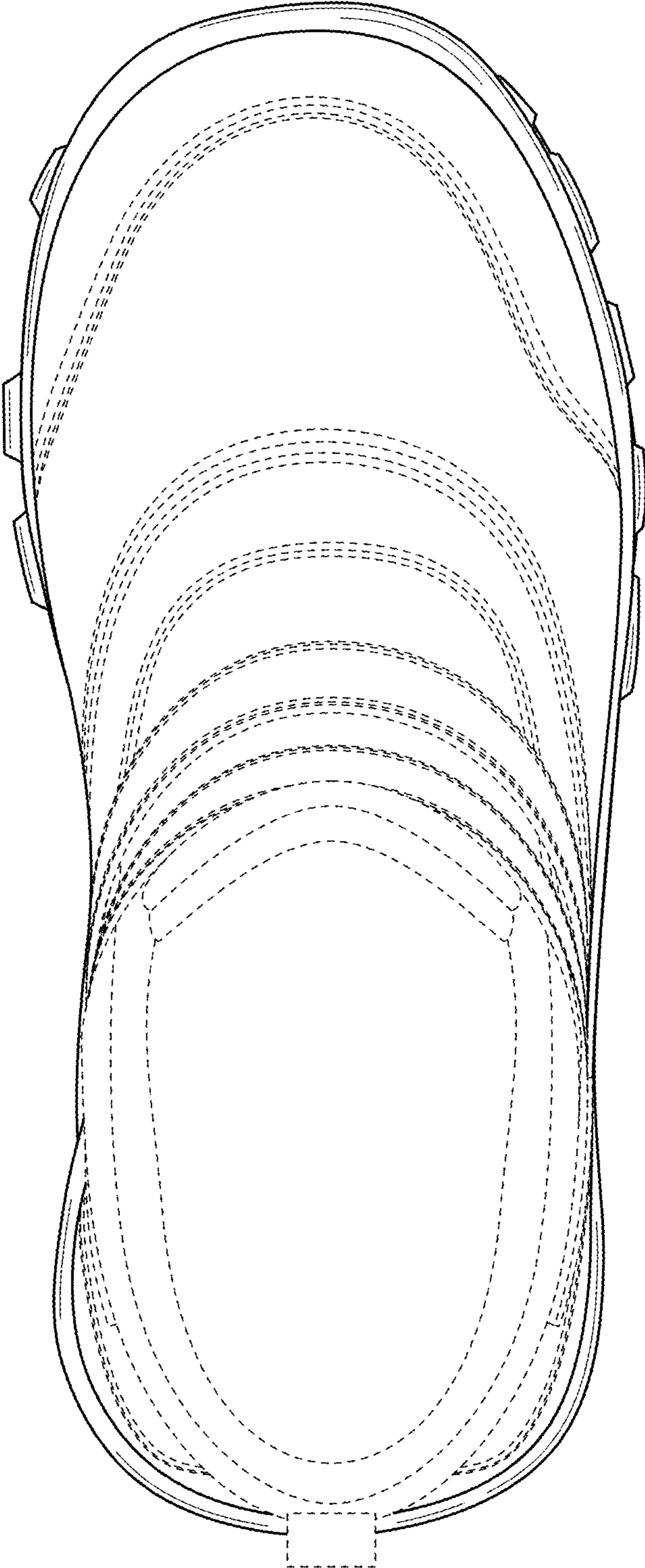


FIG. 6

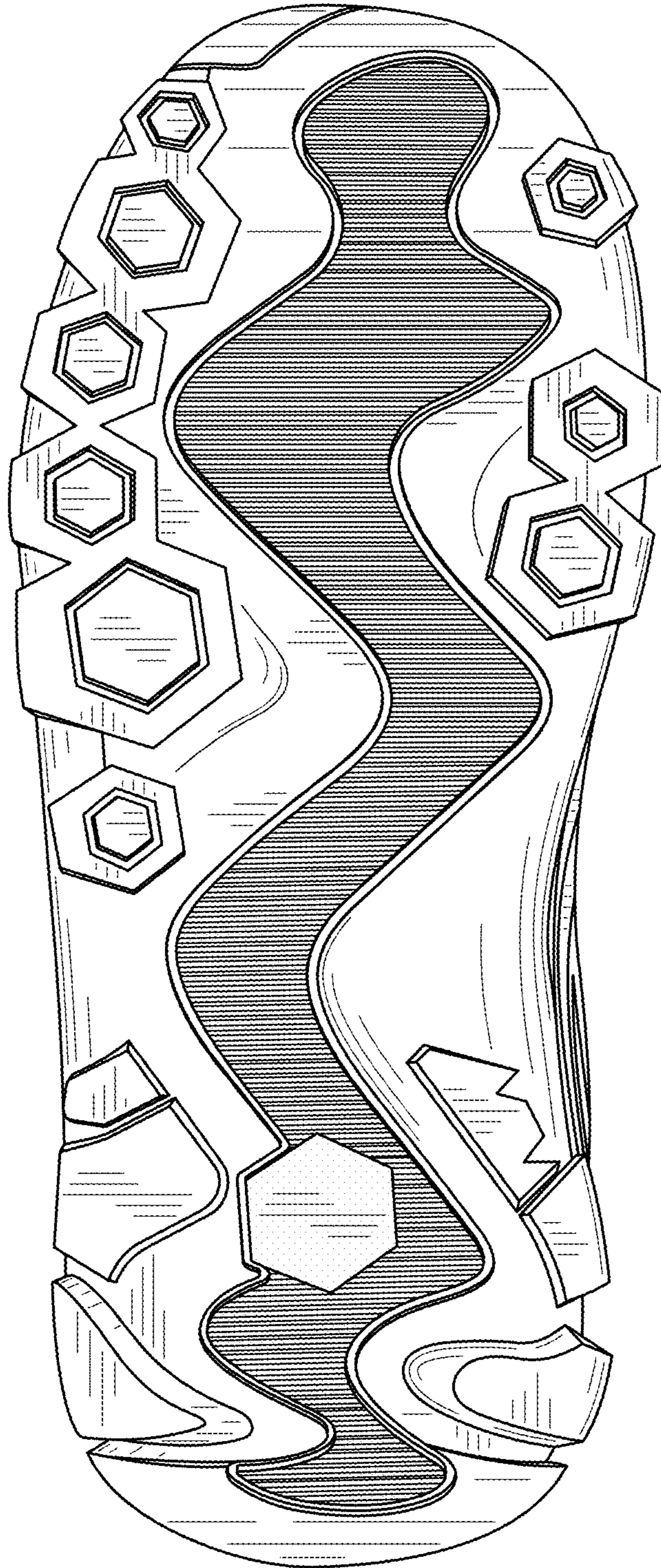


FIG. 7

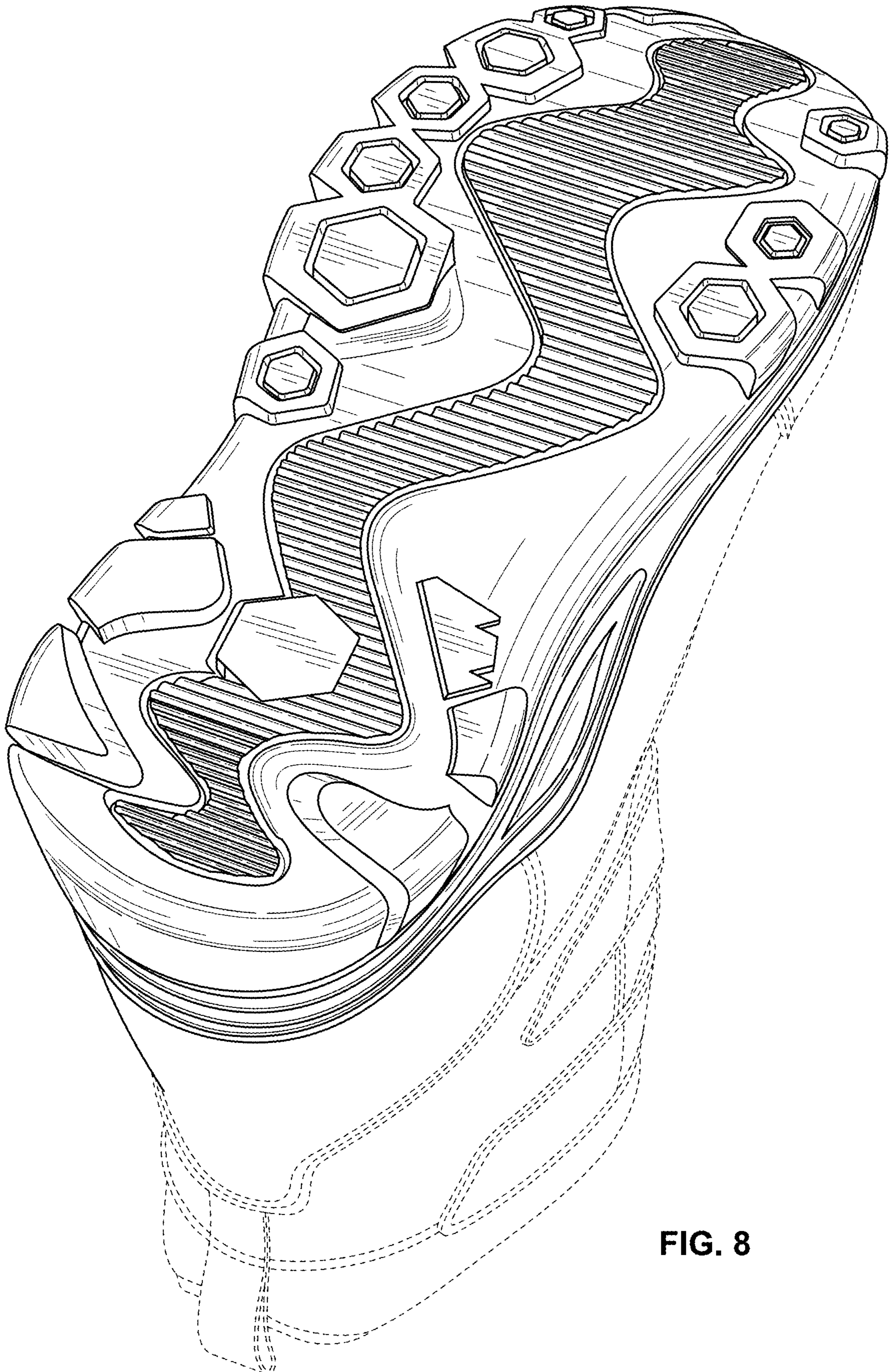


FIG. 8