



US00D950906S

(12) **United States Design Patent**
Dunham

(10) **Patent No.:** **US D950,906 S**

(45) **Date of Patent:** **** May 10, 2022**

(54) **FOOTWEAR**

(71) Applicant: **Target Brands, Inc.**, Minneapolis, MN
(US)

(72) Inventor: **Austyn Dunham**, Minneapolis, MN
(US)

(73) Assignee: **Target Brands, Inc.**, Minneapolis, MN
(US)

(**) Term: **15 Years**

(21) Appl. No.: **29/755,079**

(22) Filed: **Oct. 16, 2020**

(51) **LOC (13) Cl.** **02-04**

(52) **U.S. Cl.**
USPC **D2/947**; D2/948; D2/958; D2/953

(58) **Field of Classification Search**
USPC D2/902, 906, 908, 916, 918, 925,
D2/946-962, 977
CPC A43B 13/00; A43B 13/02; A43B 13/023;
A43B 13/026; A43B 13/04; A43B 13/08;
A43B 13/10; A43B 13/12; A43B 13/14;
A43B 13/141; A43B 13/143; A43B
13/16; A43B 13/18; A43B 13/181; A43B
13/187; A43B 13/189; A43B 13/20; A43B
13/22; A43B 13/223; A43B 13/24; A43B
13/28; A43B 13/30; A43B 13/32; A43B
13/34; A43B 13/36

See application file for complete search history.

(56) **References Cited**

U.S. PATENT DOCUMENTS

- D257,597 S * 12/1980 Ueno D2/962
- D257,908 S * 1/1981 Inohara D2/962
- 4,307,521 A * 12/1981 Inohara A43B 13/223
36/31
- D266,882 S * 11/1982 Ueno D2/954
- D266,967 S * 11/1982 Inohara D2/954

- D385,093 S * 10/1997 Cass D2/957
- D499,233 S 12/2004 Sedlbauer
- D516,285 S 3/2006 Sedlbauer
- D517,791 S 3/2006 Sedlbauer
- D517,792 S 3/2006 Sedlbauer
- D524,019 S 7/2006 Matis et al.
- D539,024 S 3/2007 Belley et al.
- D547,540 S 7/2007 Maderspach
- D550,431 S * 9/2007 Schoenborn D2/960
- D556,438 S 12/2007 Maderspach
- D575,951 S 9/2008 St-Louis
- D582,651 S 12/2008 Andersen et al.
- D599,539 S 9/2009 St-Louis
- D609,892 S * 2/2010 Andersen D2/954
- D632,882 S 2/2011 O'Rorke
- D644,827 S * 9/2011 Lee D2/951
- D648,929 S 11/2011 Van Zyll De Jong et al.

(Continued)

Primary Examiner — Jonathan J Han

(74) *Attorney, Agent, or Firm* — Merchant & Gould P.C.

(57) **CLAIM**

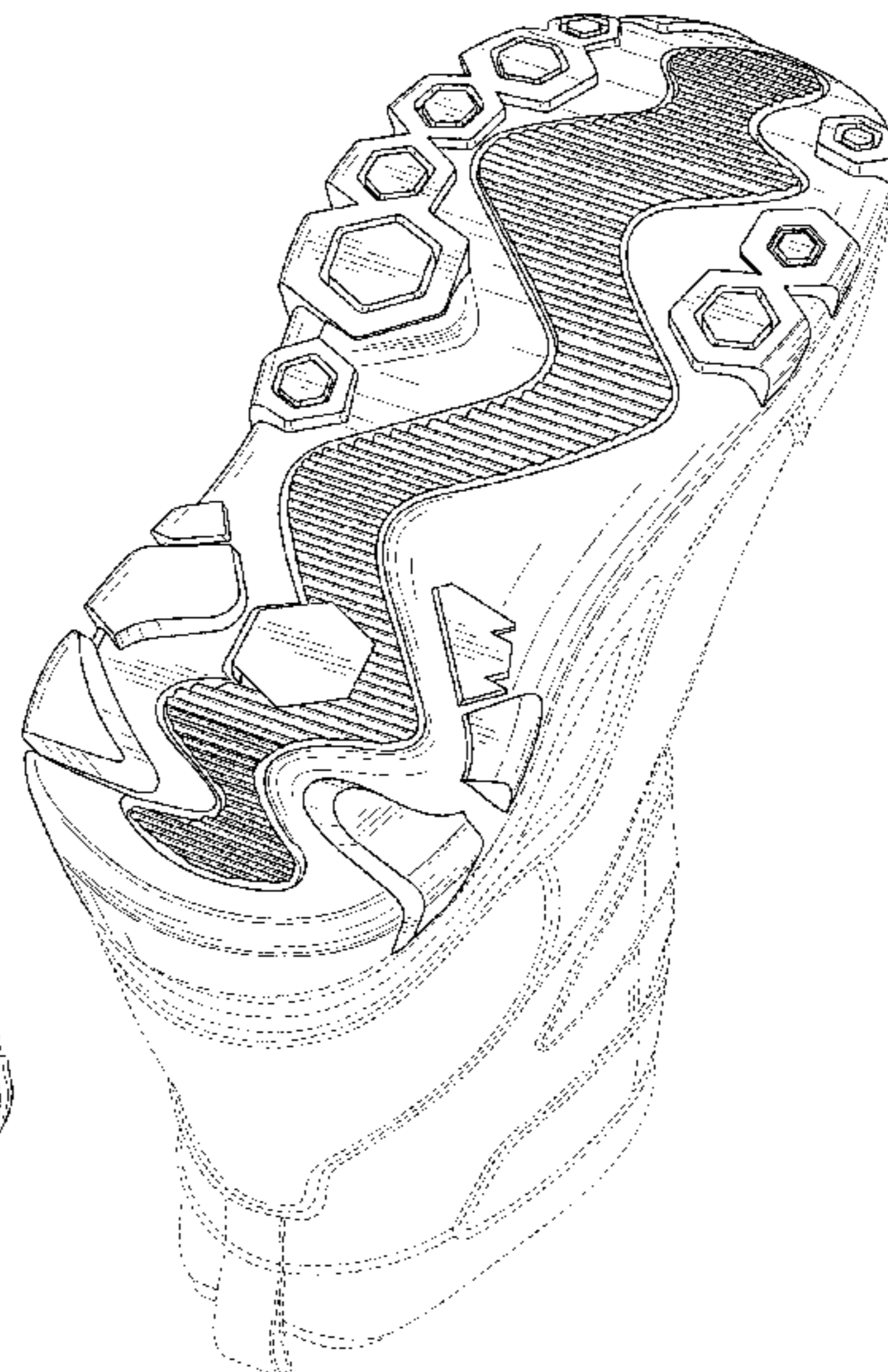
The ornamental design for a footwear, as shown and described.

DESCRIPTION

FIG. 1 is a front, top and right side perspective view of an embodiment of a footwear according to the new design;
 FIG. 2 is a front elevation view thereof;
 FIG. 3 is a back elevation view thereof;
 FIG. 4 is a right side elevation view thereof;
 FIG. 5 is a left side elevation view thereof;
 FIG. 6 is a top plan view thereof;
 FIG. 7 is a bottom plan view thereof; and,
 FIG. 8 is a back, bottom, and left side perspective view thereof.

The broken lines in the drawings show portions of the footwear that form no part of the claimed design. The dot-dash lines in the drawings represent the boundary of the claimed design and form no part thereof.

1 Claim, 8 Drawing Sheets



(56)

References Cited

U.S. PATENT DOCUMENTS

D657,120 S *	4/2012	Harper	D2/951	D754,425 S	4/2016	Deas	
D658,356 S *	5/2012	Bacon	D2/951	D755,491 S *	5/2016	Nakano D2/951
D660,570 S	5/2012	Joseph			D777,413 S *	1/2017	Hermes D2/947
D662,292 S *	6/2012	Meynard	D2/954	D793,686 S *	8/2017	Bacon D2/947
D662,304 S	6/2012	Spring			D794,292 S *	8/2017	Belley D2/951
D664,345 S	7/2012	Joseph			D795,541 S	8/2017	Henrichot et al.	
D677,871 S	3/2013	Portzline			D798,036 S *	9/2017	Opie D2/951
D677,873 S	3/2013	Portzline			D825,161 S *	8/2018	Gibson D2/951
D678,666 S	3/2013	Portzline			D825,165 S *	8/2018	Gibson D2/947
D695,505 S *	12/2013	Hansen	D2/951	D846,248 S *	4/2019	Ford D2/951
D699,932 S	2/2014	Lubart			D850,768 S *	6/2019	Nethongkome D2/951
D701,024 S	3/2014	Youngs et al.			D866,934 S	11/2019	Zeng	
D701,372 S	3/2014	Portzline			D874,808 S	2/2020	Prochmann	
D701,377 S	3/2014	Spring			D890,490 S *	7/2020	Page D2/951
D701,683 S	4/2014	Neely			D895,244 S *	9/2020	Felloni D2/951
D707,430 S *	6/2014	Feeney	D2/954	D907,906 S *	1/2021	López Calí D2/947
D740,534 S	10/2015	Spring			D913,649 S *	3/2021	Suh D2/908
					D917,144 S *	4/2021	Jensen D2/947
					D929,099 S *	8/2021	Rémy D2/962
					D935,140 S *	11/2021	Bacon D2/902

* cited by examiner



FIG. 1




FIG. 2

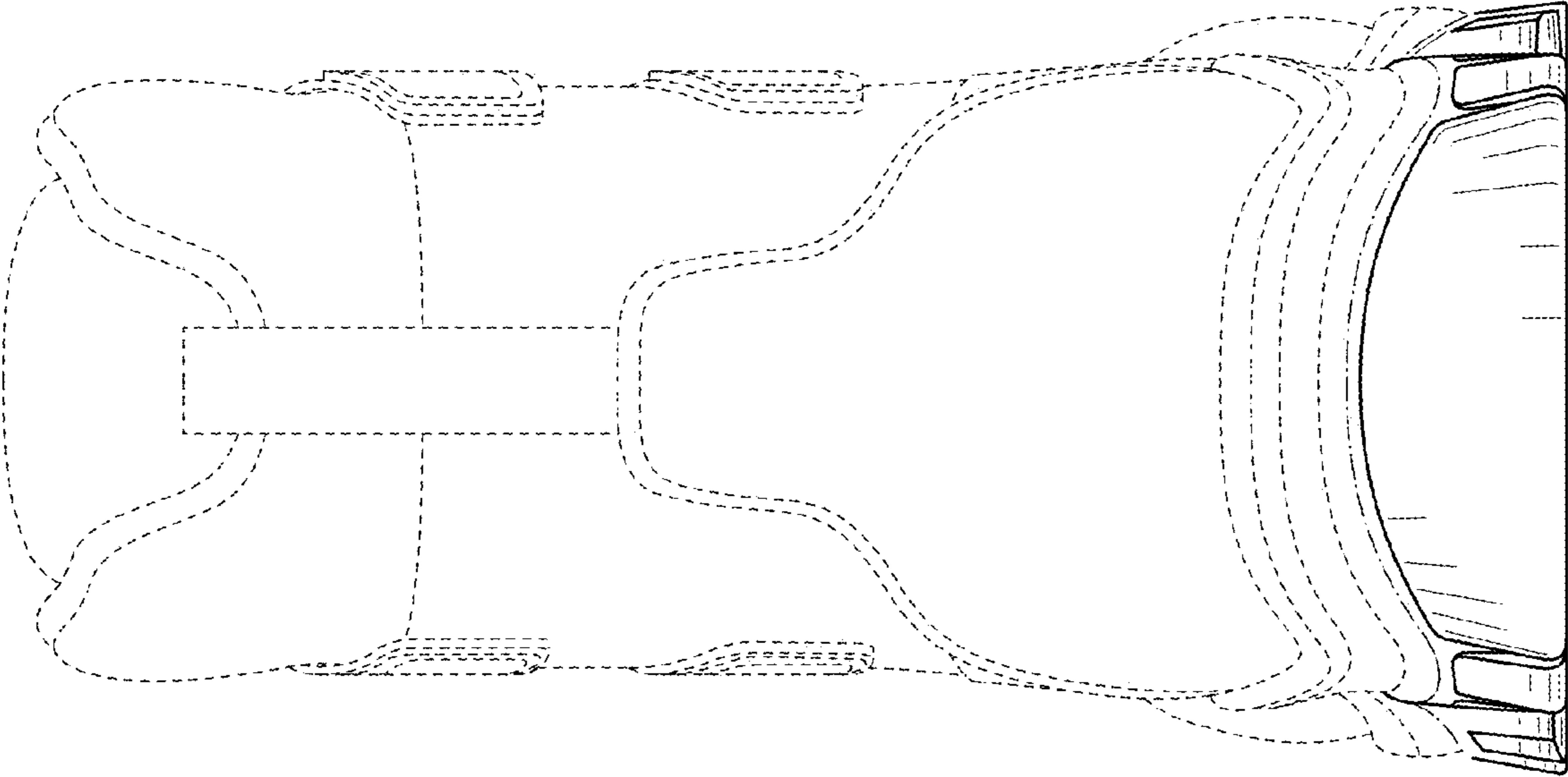


FIG. 3

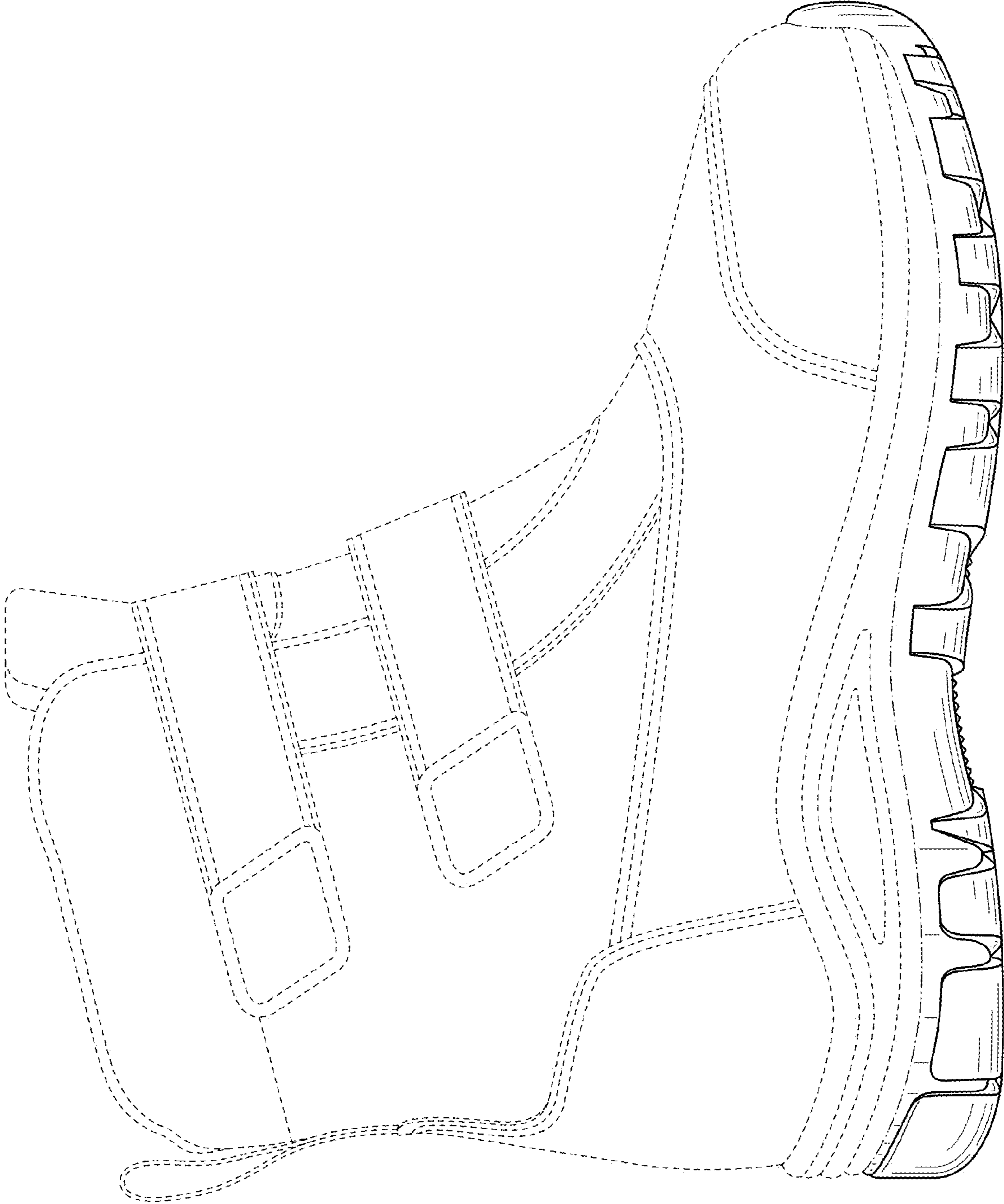


FIG. 4



FIG. 5

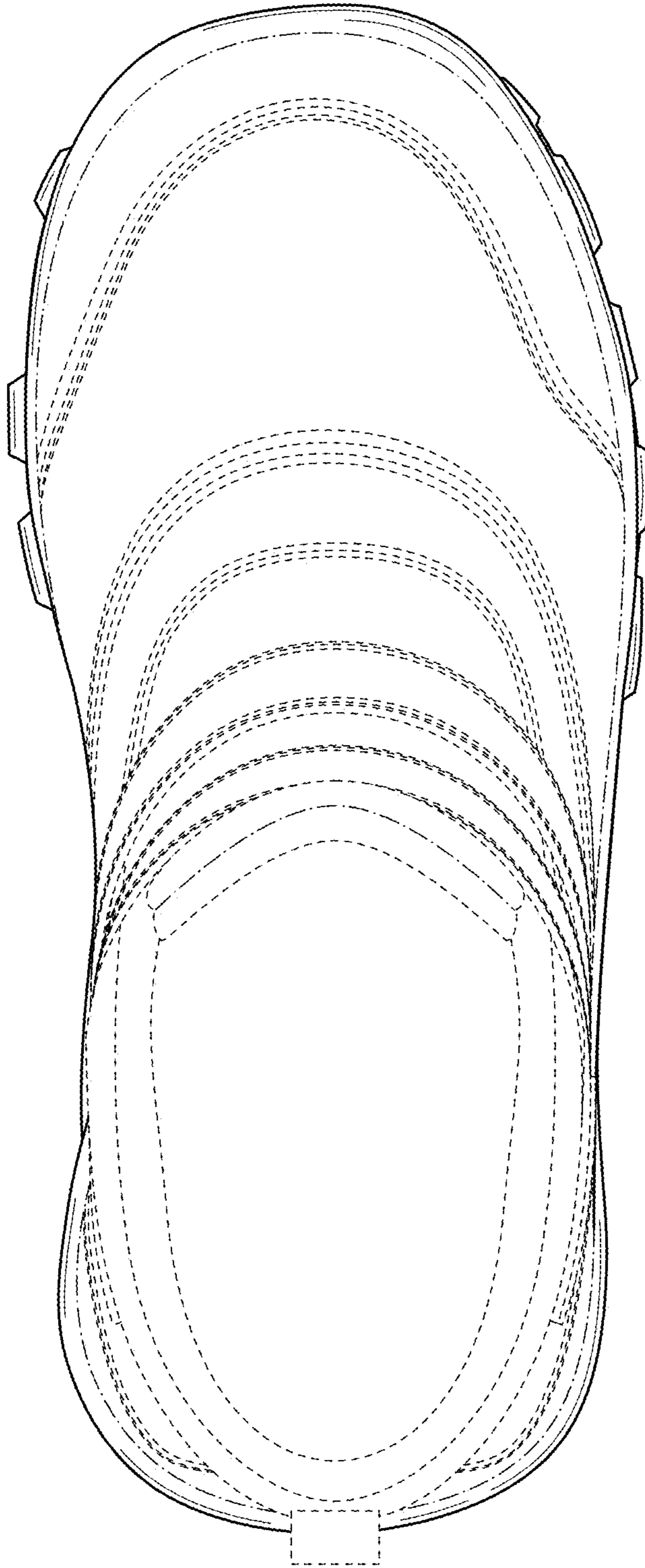


FIG. 6

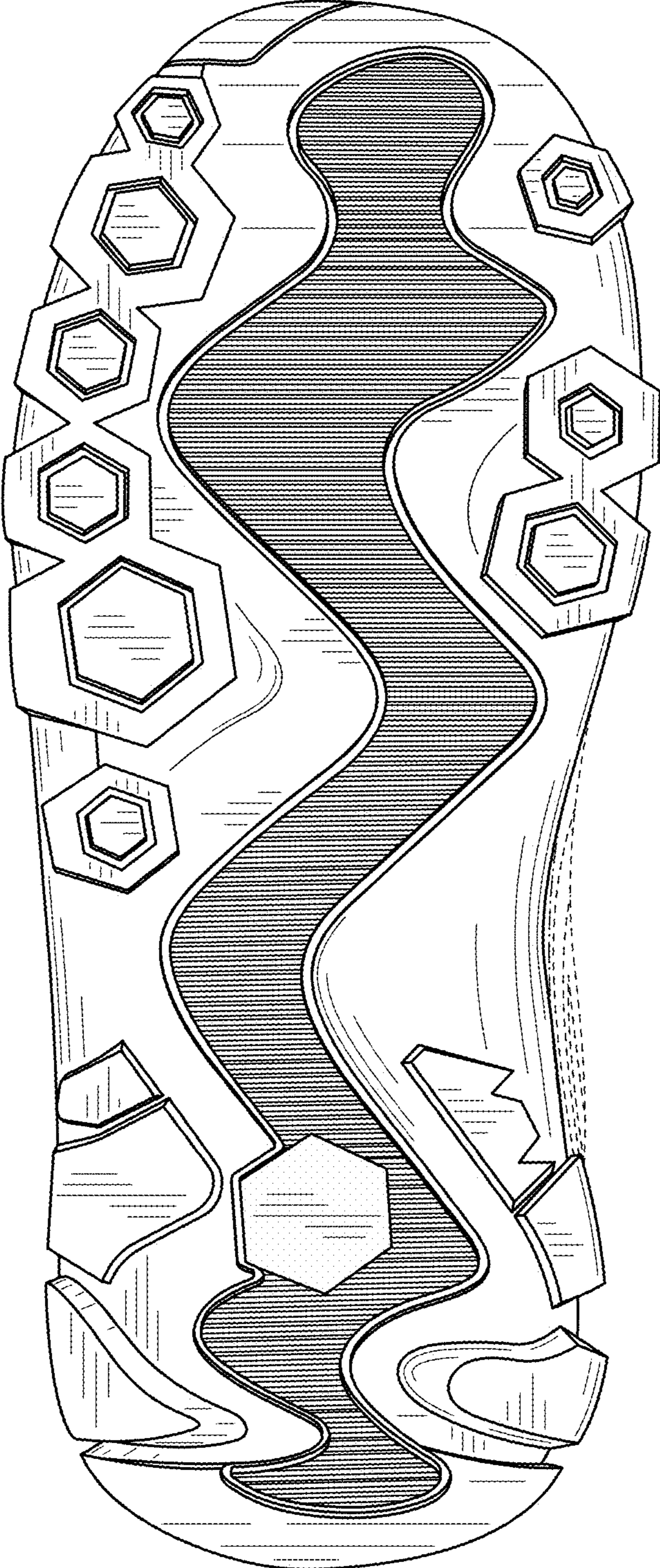


FIG. 7

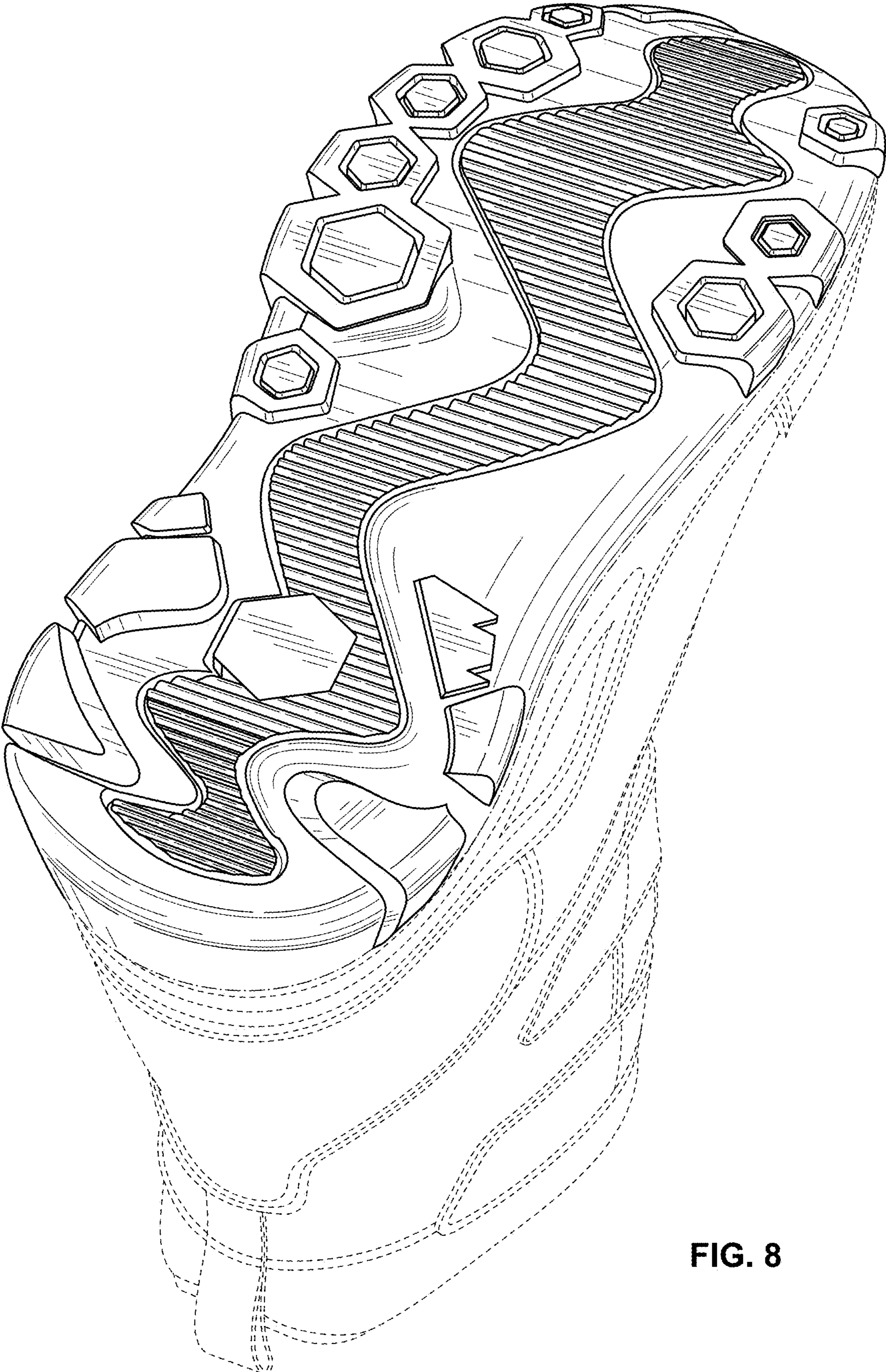


FIG. 8