



US00D950903S

(12) **United States Design Patent**
Zhuang

(10) **Patent No.:** **US D950,903 S**

(45) **Date of Patent:** **** May 10, 2022**

(54) **SHOE**

(71) Applicant: **Jinjun Zhuang**, Quanzhou (CN)

(72) Inventor: **Jinjun Zhuang**, Quanzhou (CN)

(**) Term: **15 Years**

(21) Appl. No.: **29/798,473**

(22) Filed: **Jul. 8, 2021**

(51) **LOC (13) Cl.** **02-04**

(52) **U.S. Cl.**
USPC **D2/944; D2/953**

(58) **Field of Classification Search**
USPC D2/896, 900, 902, 909-912, 929, 944,
D2/946, 947, 969-974
CPC A43B 23/00; A43B 23/02; A43B 3/02;
A43B 5/00
See application file for complete search history.

(56) **References Cited**

U.S. PATENT DOCUMENTS

D421,176 S *	2/2000	Matis	D2/907
6,108,943 A *	8/2000	Hudson	A43C 1/04 36/31
D544,696 S *	6/2007	Huthmaker	A43B 23/0255 D2/972
D598,186 S *	8/2009	Lamont	D2/969
D616,188 S *	5/2010	Chan	A43C 1/04 D2/977
D624,744 S *	10/2010	Yi	D2/969
D669,254 S *	10/2012	Vestuti	D2/947
8,453,357 B2 *	6/2013	Beers	A43B 3/36 36/137
D734,006 S *	7/2015	Portzline	D2/947
D776,418 S *	1/2017	Martin	D2/972
D784,001 S *	4/2017	Cochrane	D2/972
D790,191 S *	6/2017	Small	D2/972
D807,630 S *	1/2018	Robusti	D2/972
D824,644 S *	8/2018	Ly	D2/896

D876,768 S *	3/2020	Aden	D2/947
D882,928 S *	5/2020	Bruns	D2/972
D918,542 S *	5/2021	Ruan	D2/951
D923,316 S	6/2021	Small		
D923,317 S	6/2021	Remy		
D923,318 S	6/2021	Remy		
D923,319 S	6/2021	Remy		
D923,320 S	6/2021	Belforti		
D923,926 S	7/2021	Hardman		
D923,927 S	7/2021	Shyllon		
D923,928 S	7/2021	Xanthos		
D923,929 S	7/2021	Mateo		
D923,930 S	7/2021	Popovic		
D943,246 S *	2/2022	Du	D2/897
D946,253 S *	3/2022	Weeks	D2/947
2005/0268497 A1 *	12/2005	Alfaro	A43B 23/0255 36/1

* cited by examiner

Primary Examiner — Rashida C. Walshon

(74) *Attorney, Agent, or Firm* — Rumit Ranjit Kanakia

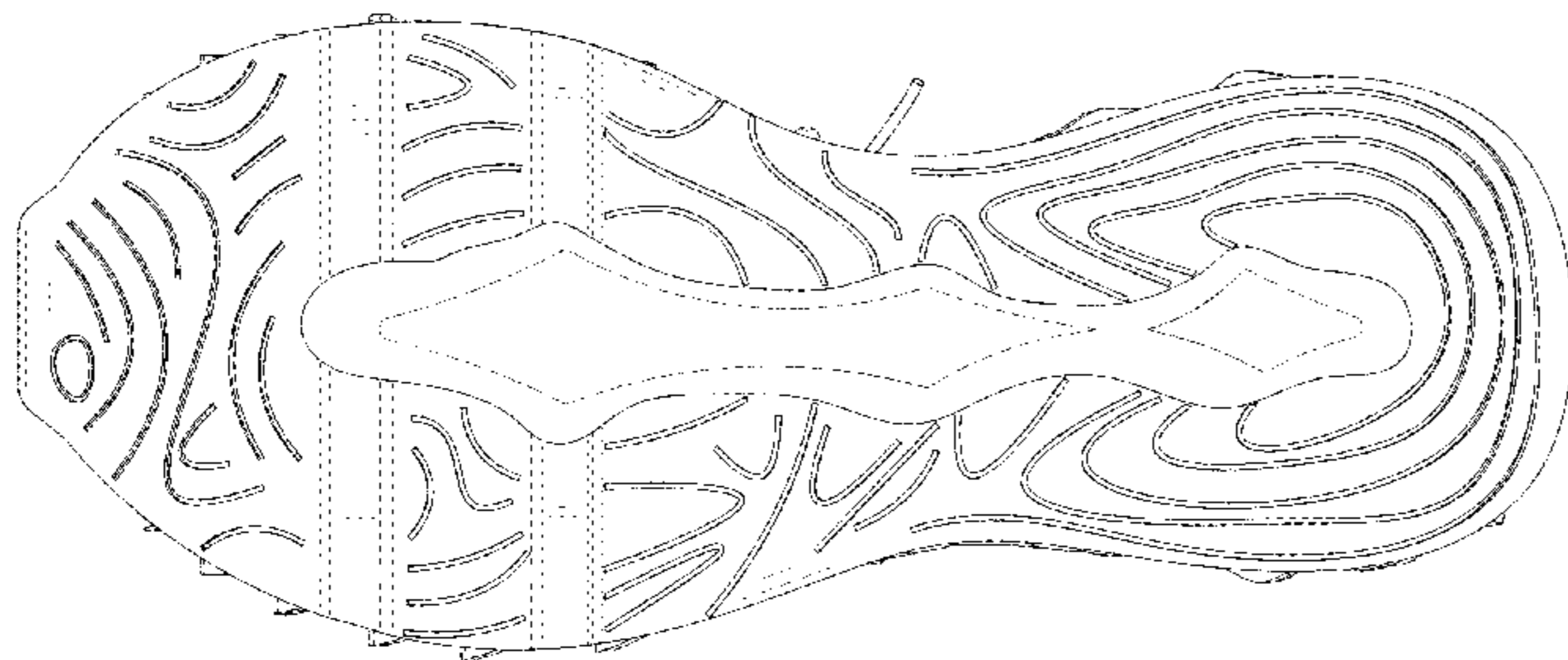
(57) **CLAIM**

The ornamental design for a shoe, as shown and described.

DESCRIPTION

FIG. 1 is a front elevational view of a shoe showing my new design;
 FIG. 2 is a rear elevational view thereof; and
 FIG. 3 is a left elevational view thereof;
 FIG. 4 is a right side view thereof;
 FIG. 5 is a top side view thereof;
 FIG. 6 is a bottom plan view thereof;
 FIG. 7 is a perspective view of a shoe showing my new design; and,
 FIG. 8 is another perspective view thereof.
 The broken lines in the figures are for the purposes of illustrating portions of the shoe, which form no part of the claimed design.

1 Claim, 8 Drawing Sheets



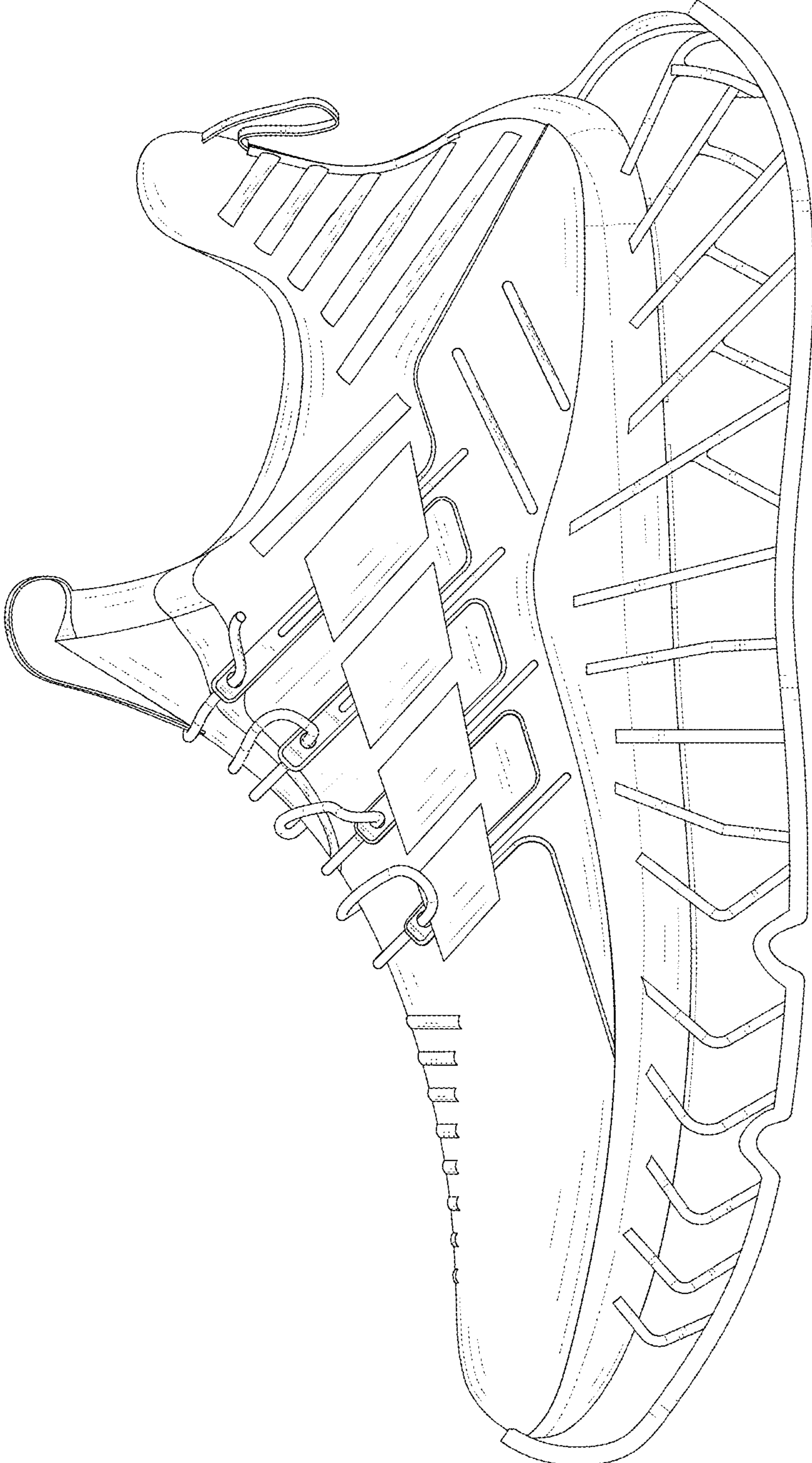


FIG. 1

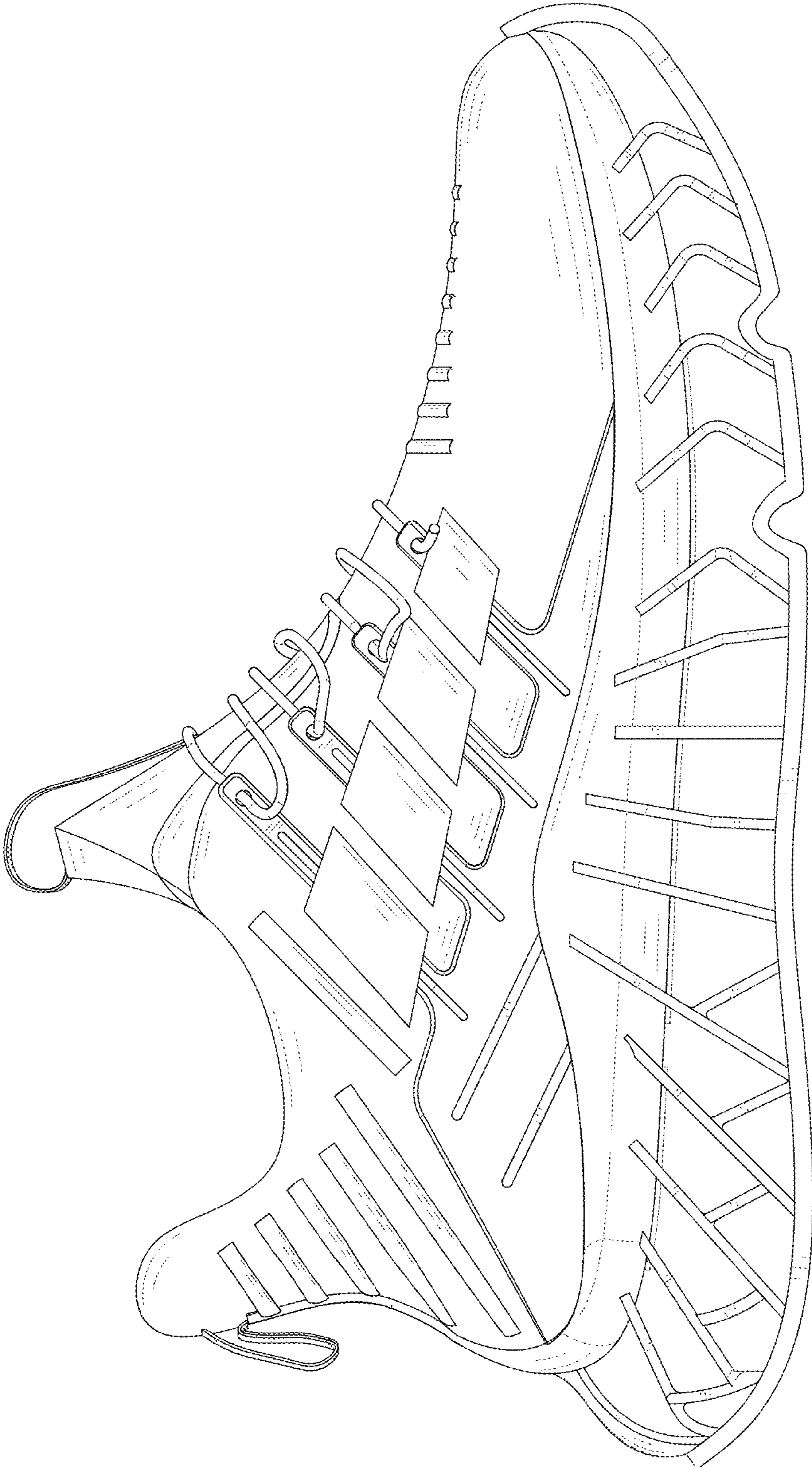


FIG. 2

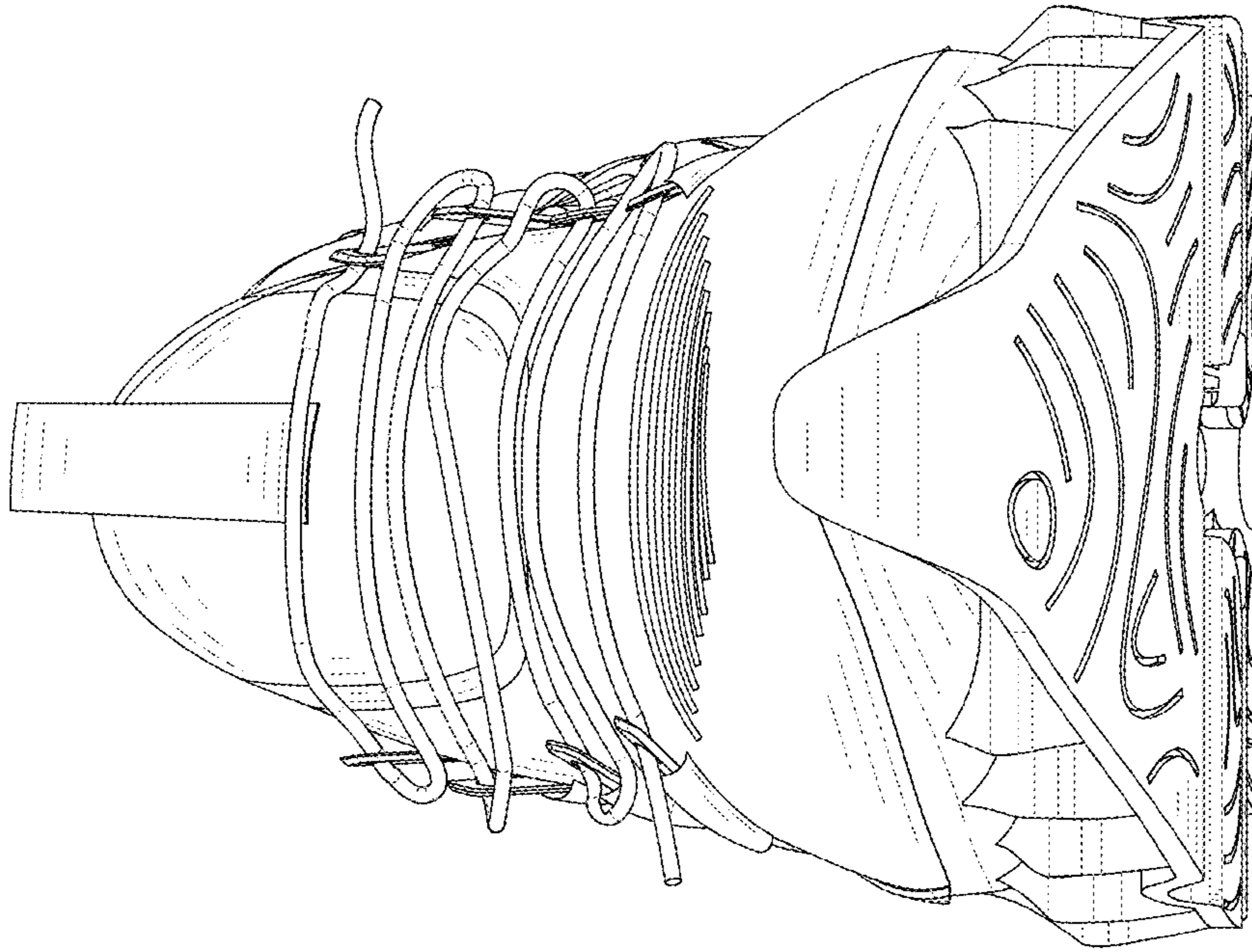


FIG. 3

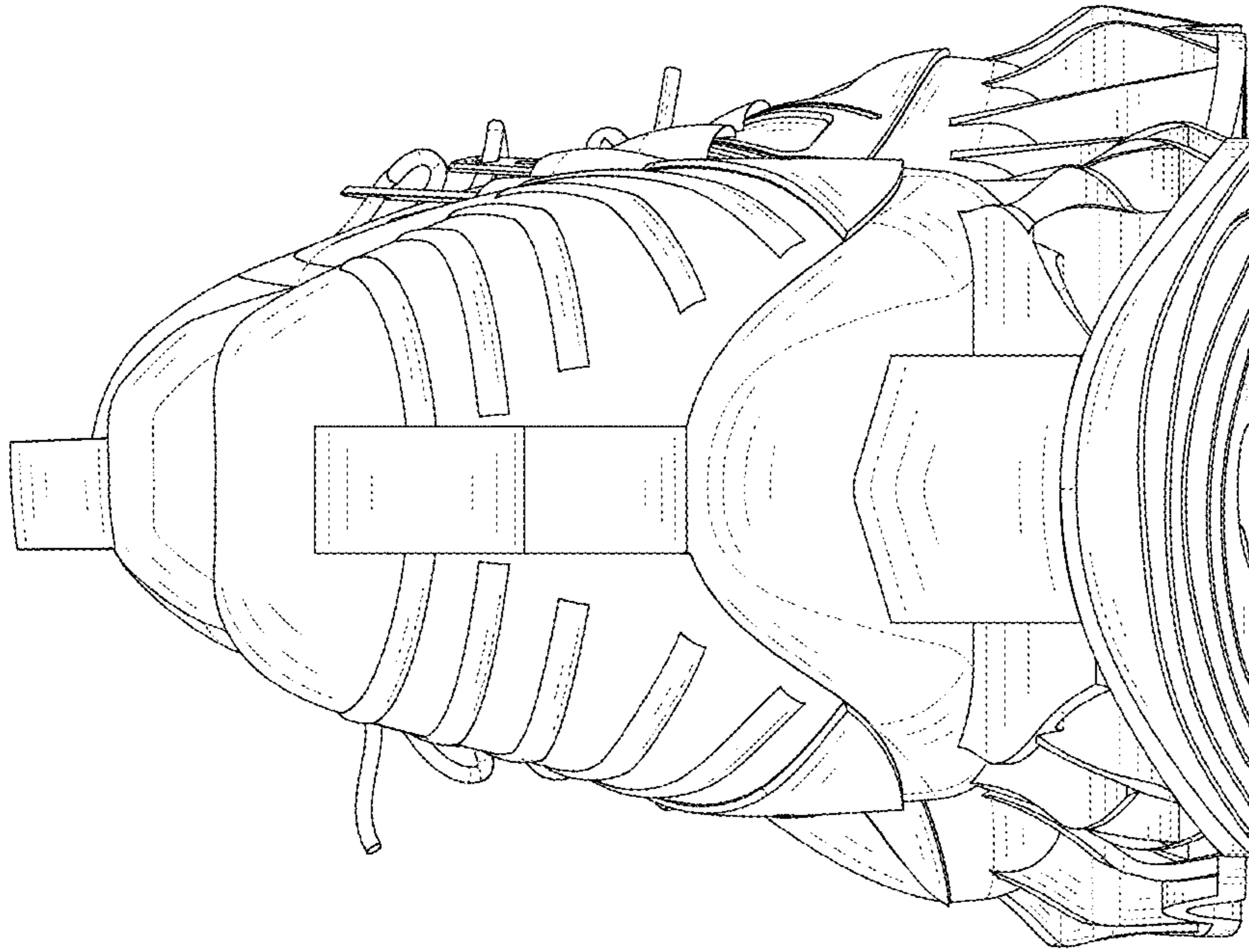


FIG. 4

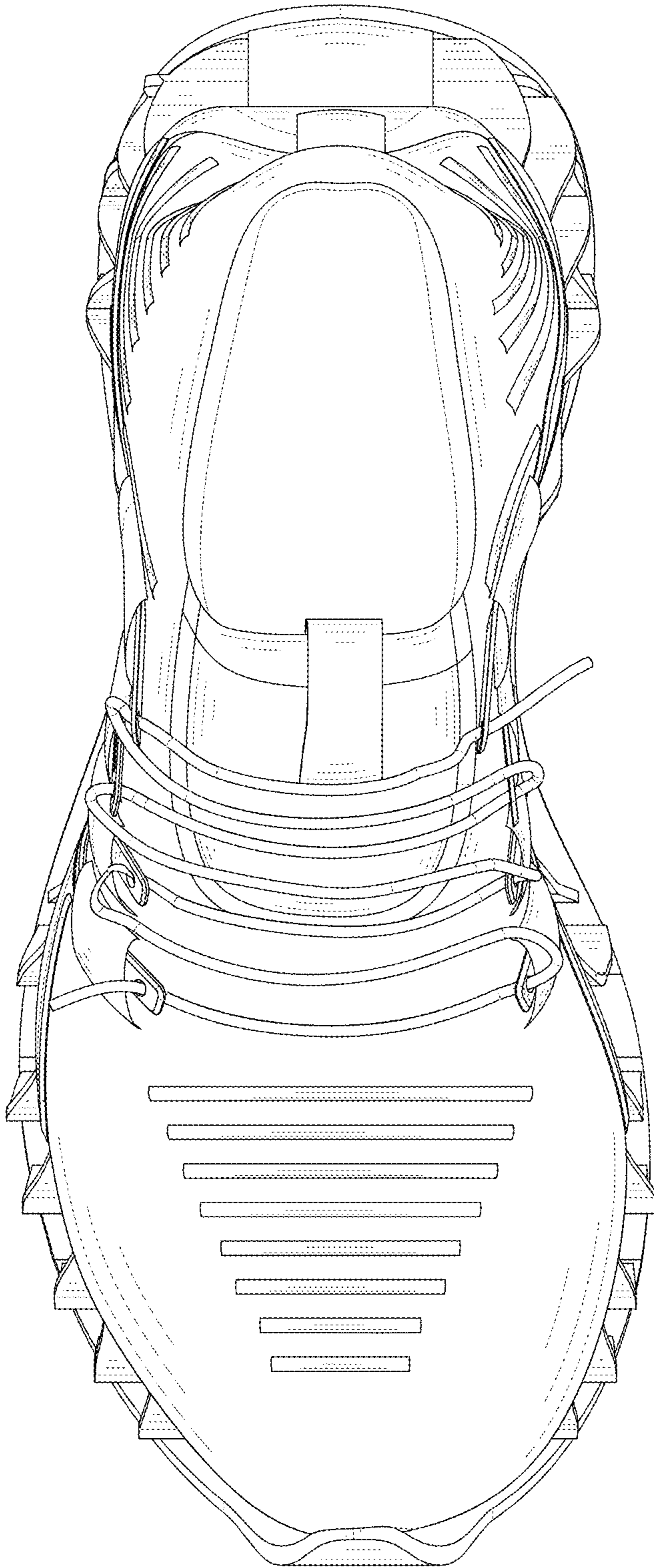


FIG. 5

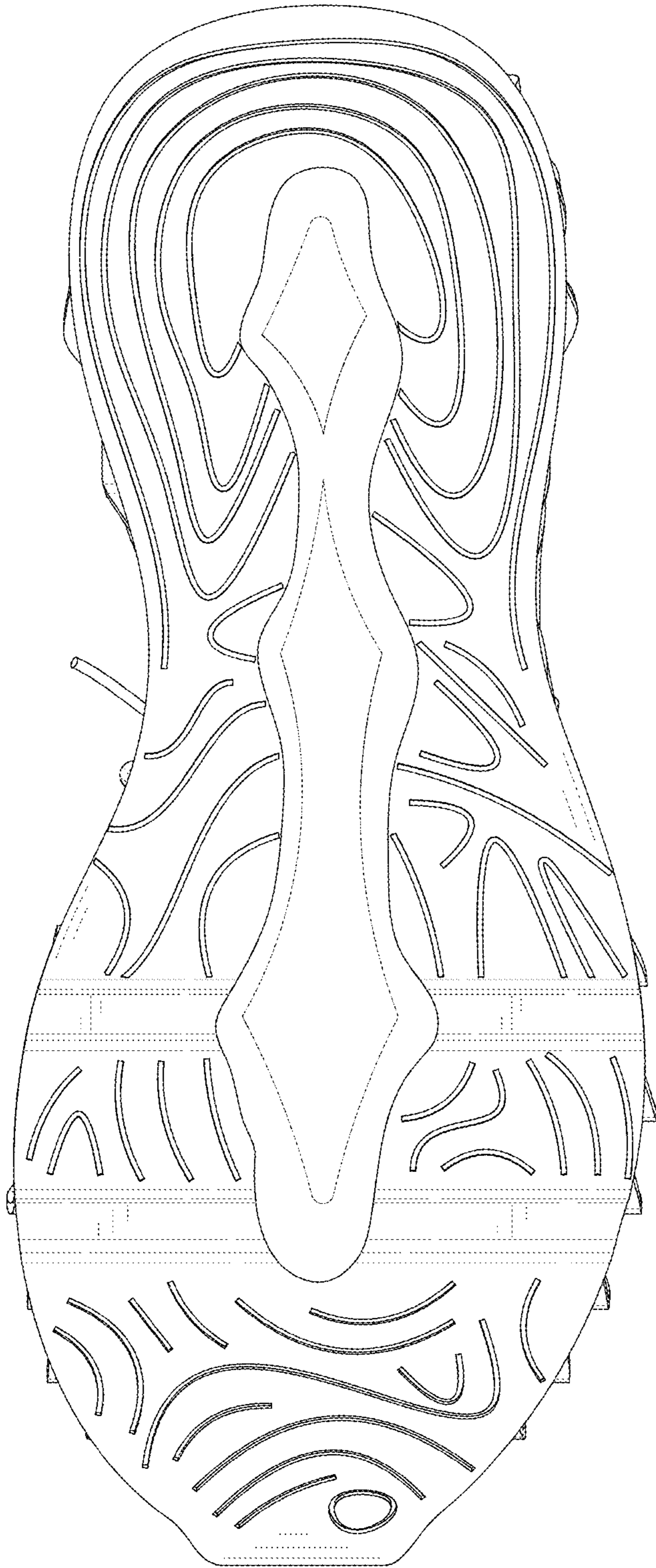


FIG. 6

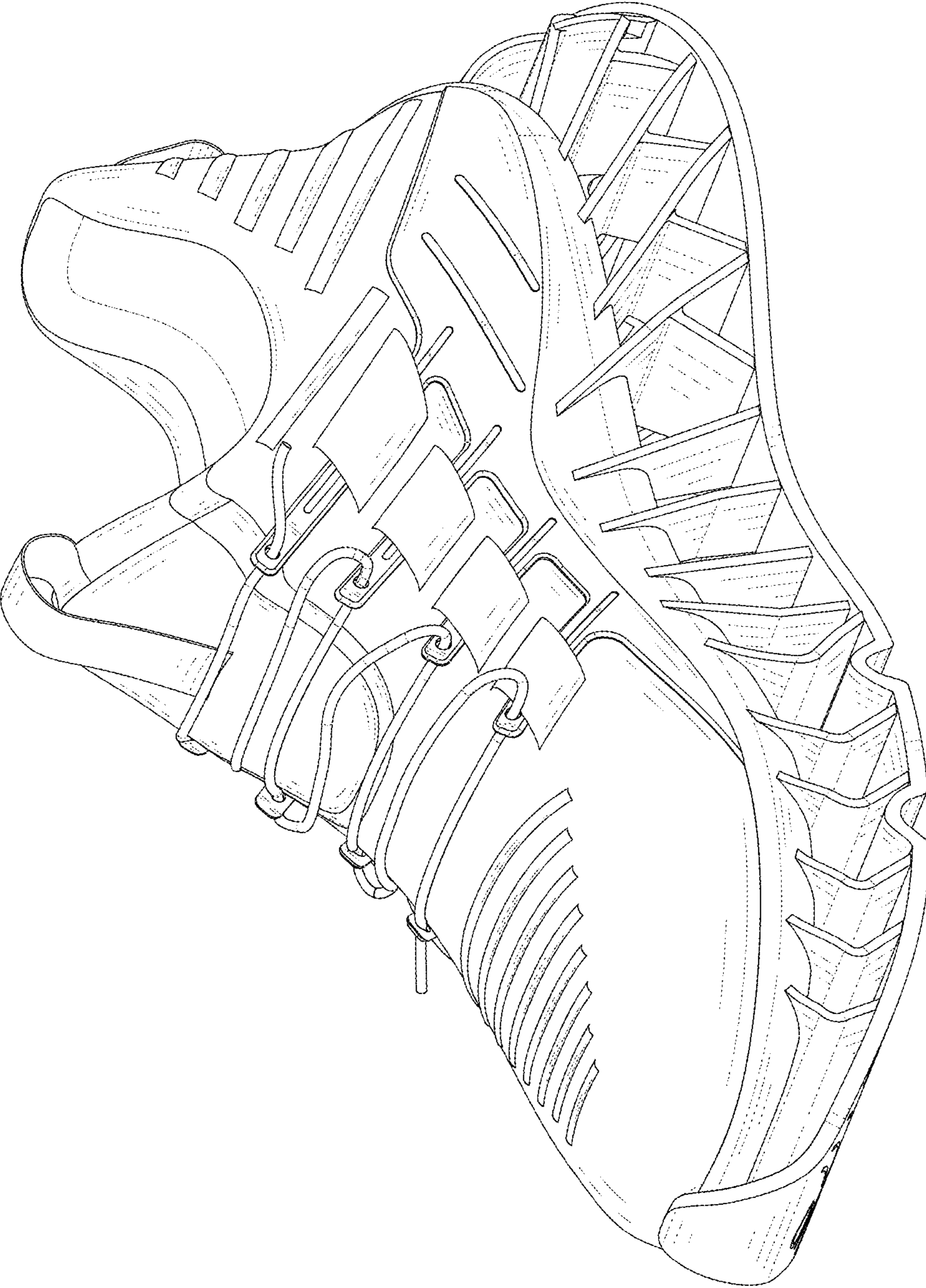


FIG. 7



FIG. 8