



US00D950897S

(12) **United States Design Patent** (10) **Patent No.:** **US D950,897 S**  
**Blondeau** (45) **Date of Patent:** **\*\* May 10, 2022**

(54) **FOOTWEAR**

(71) Applicant: **Daniel R. Blondeau**, Kowloon (HK)

(72) Inventor: **Daniel R. Blondeau**, Kowloon (HK)

(\*\*) Term: **15 Years**

(21) Appl. No.: **29/732,590**

(22) Filed: **Apr. 25, 2020**

(51) **LOC (13) Cl.** ..... **02-04**

(52) **U.S. Cl.**  
USPC ..... **D2/917**; D2/896

(58) **Field of Classification Search**  
USPC ..... D2/896, 897, 901, 910-913, 916, 917,  
D2/925, 946, 970, 971, 980, 989  
CPC ..... A41B 17/00; A43B 5/12; A43B 3/126;  
A43B 5/08; A43B 7/14-145  
See application file for complete search history.

(56) **References Cited**

**U.S. PATENT DOCUMENTS**

1,104,357 A	7/1914	Hassen	
1,201,927 A	10/1916	Blum	
2,457,630 A	12/1948	Beetson	
2,679,117 A	5/1954	Reed	
2,682,713 A	7/1954	Eiger	
2,974,427 A	3/1961	Wolff	
3,568,338 A	3/1971	Nadler	
4,030,212 A	6/1977	Ito	
4,194,308 A	3/1980	Karlsson	
4,476,600 A	10/1984	Seidel et al.	
5,604,997 A	2/1997	Dieter	
D451,663 S *	12/2001	Haas	D2/916
D465,906 S *	11/2002	Petrovski	D2/916

D503,848 S *	4/2005	Le	D2/969
D560,346 S *	1/2008	Belley	D2/917
D569,081 S *	5/2008	Haft	D2/919
D575,483 S *	8/2008	Taco	D2/916
D661,875 S *	6/2012	Kelley	D2/910
8,434,245 B2	5/2013	Bell et al.	
8,438,756 B2 *	5/2013	Kelley	A43B 3/12 36/11.5
D803,543 S *	11/2017	Scott	D2/980
10,383,401 B2	8/2019	Kilgore	
2007/0199210 A1	8/2007	Vattes et al.	
2018/0343956 A1	12/2018	Li et al.	

**FOREIGN PATENT DOCUMENTS**

DE	8132143	1/1982
WO	WO2012/140567	10/2012
WO	WO2014/194395	12/2014

\* cited by examiner

*Primary Examiner* — Rashida C. Walshon

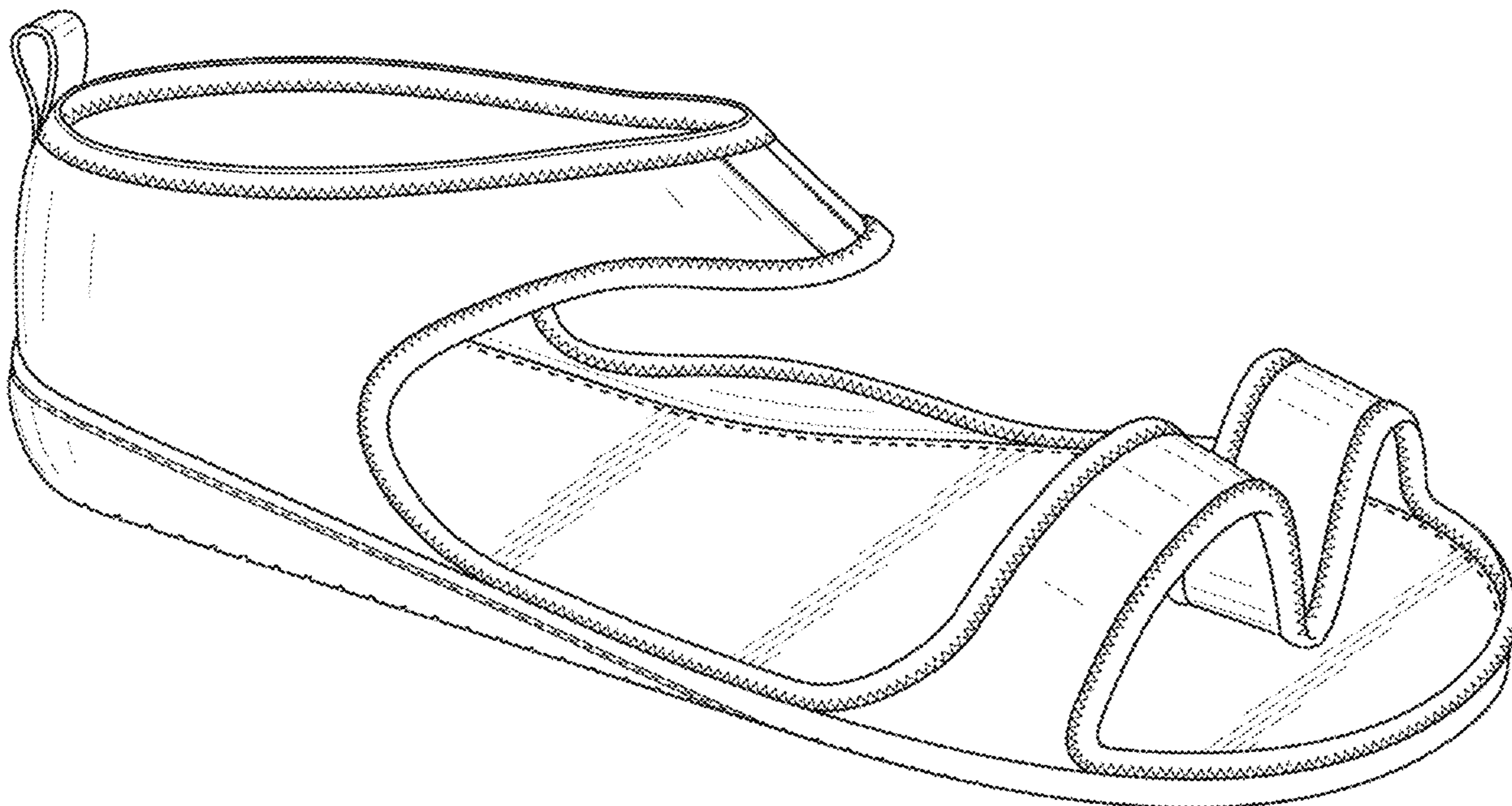
(57) **CLAIM**

I claim the ornamental design for a footwear, as shown and described.

**DESCRIPTION**

FIG. 1 is a perspective side view showing my new design; FIG. 2 is a right elevation side view thereof; FIG. 3 is a left elevation side view thereof; FIG. 4 is a front elevation view thereof; FIG. 5 is a rear elevation view thereof; FIG. 6 is a top view thereof; and, FIG. 7 is bottom view thereof. In the drawings, the broken lines are for the purpose of illustrating environment only and form no part of the claimed design.

**1 Claim, 5 Drawing Sheets**



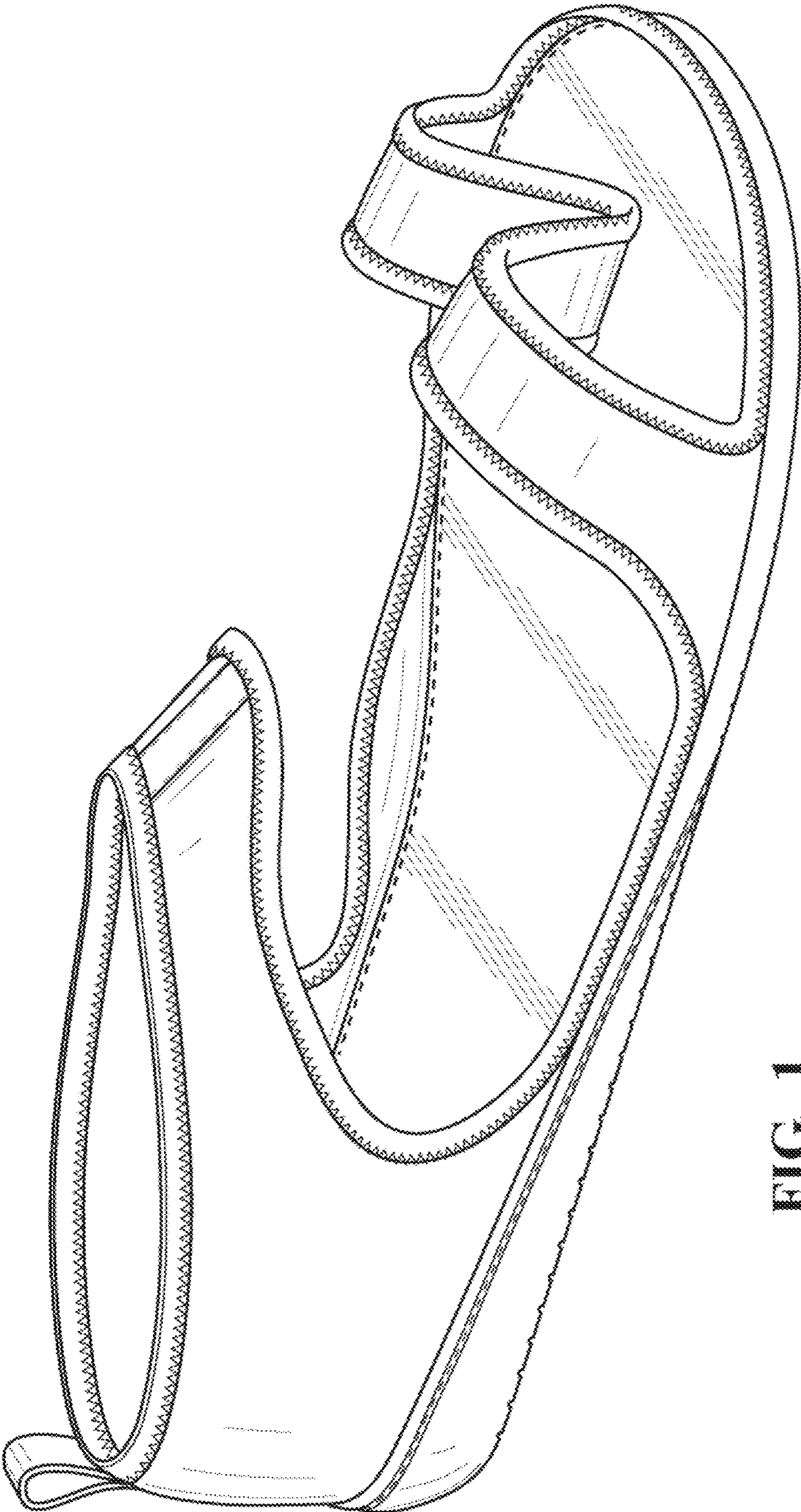


FIG. 1

FIG. 2

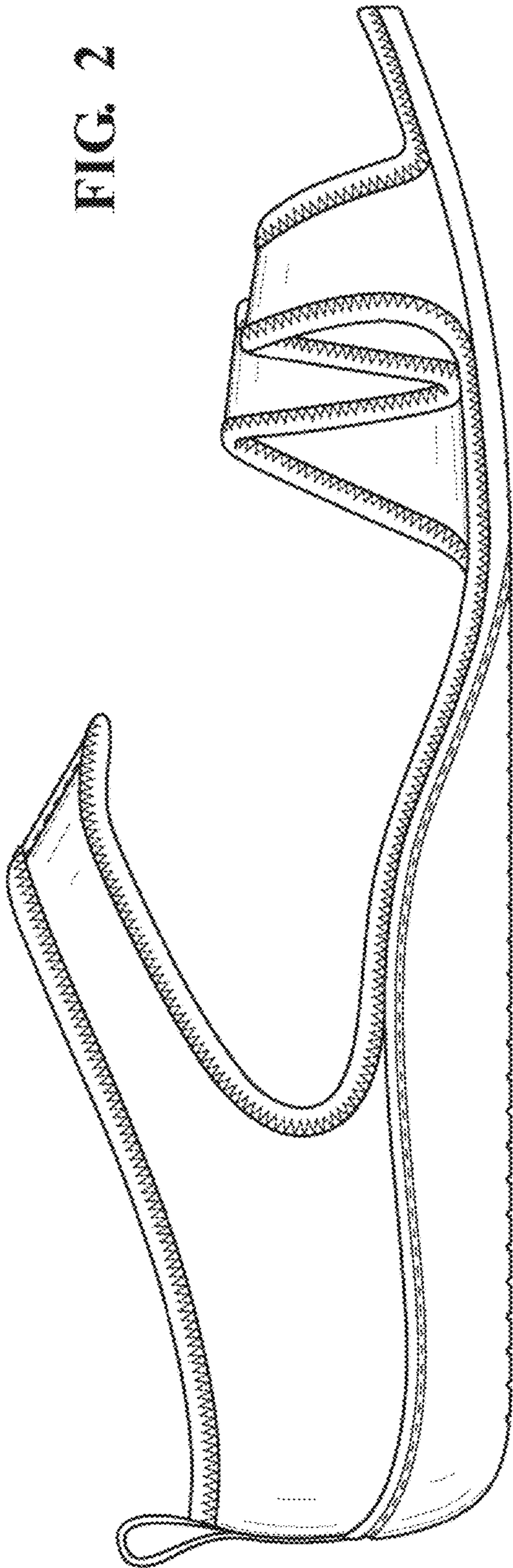
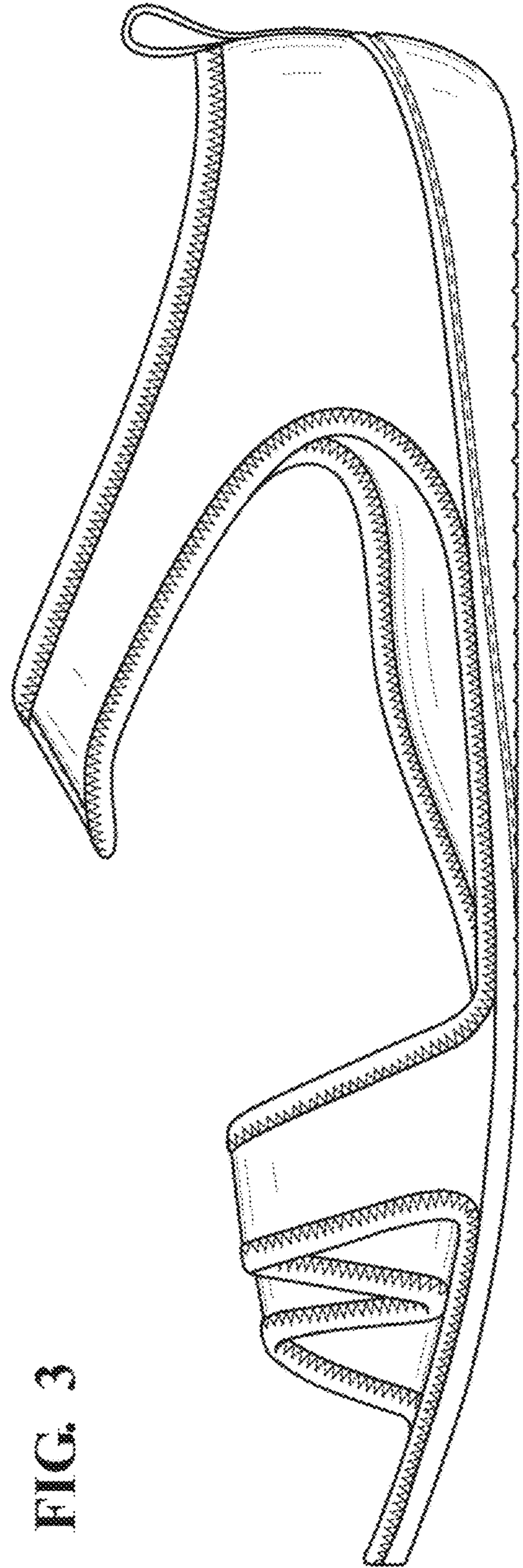


FIG. 3



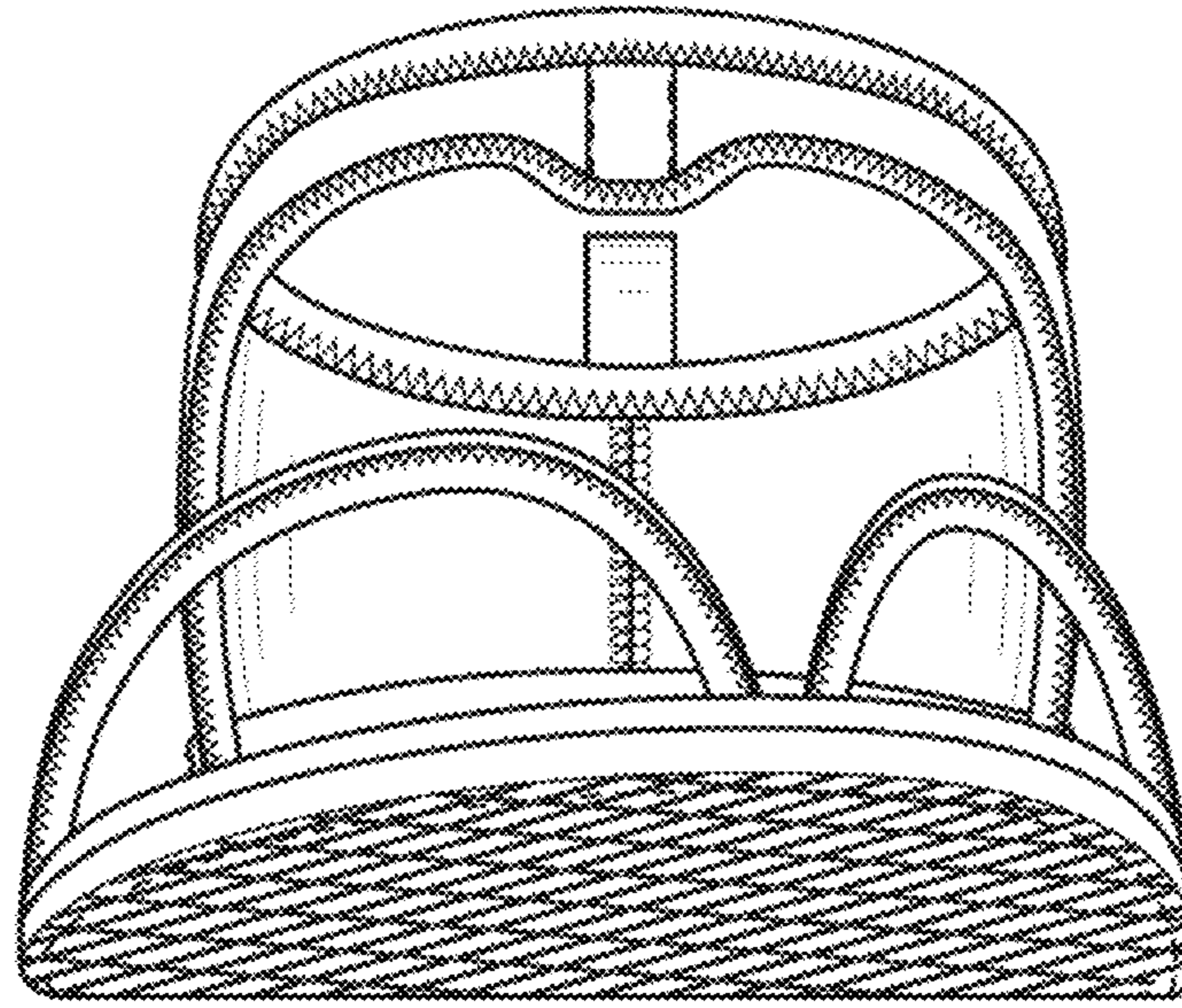


FIG. 4

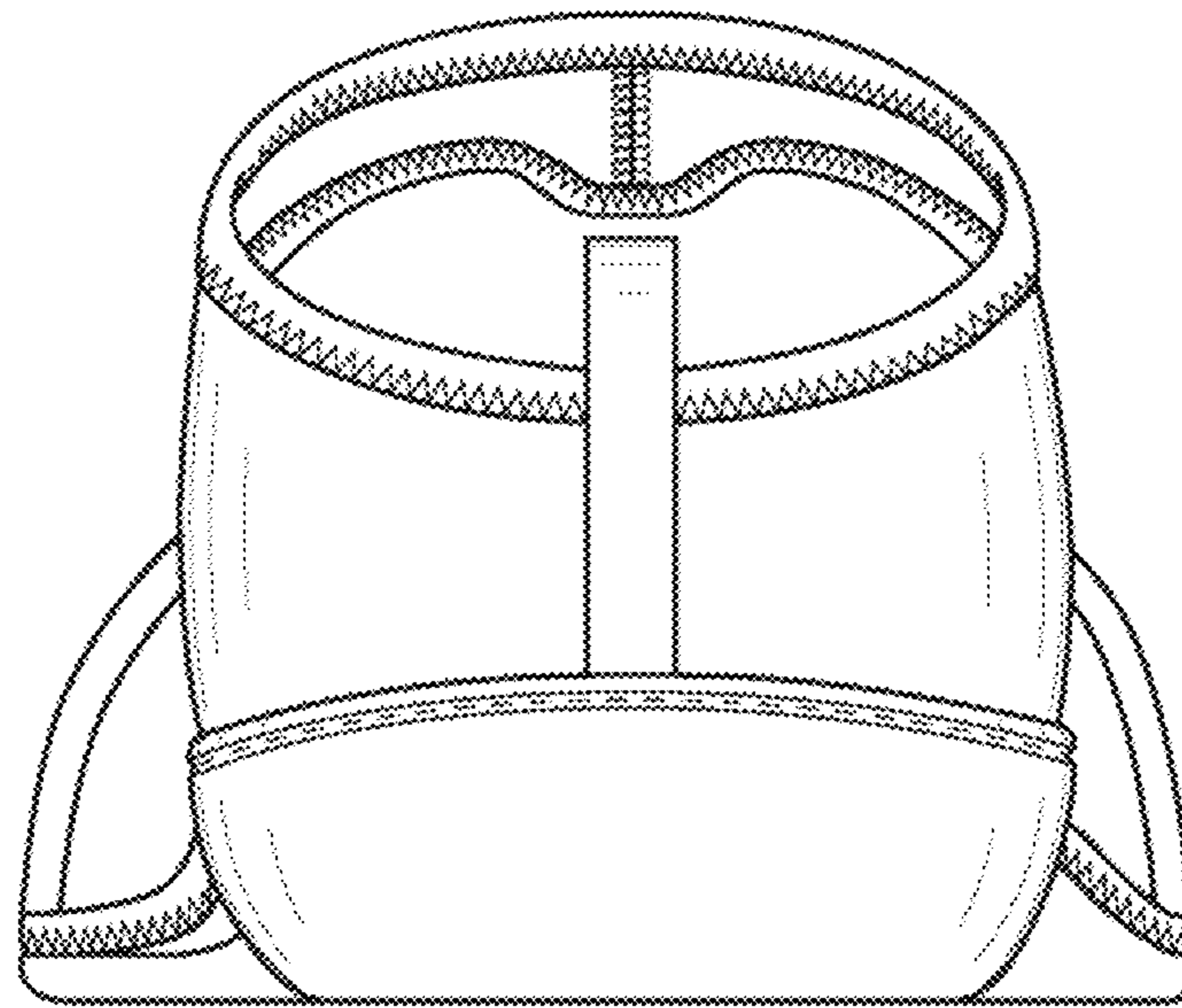
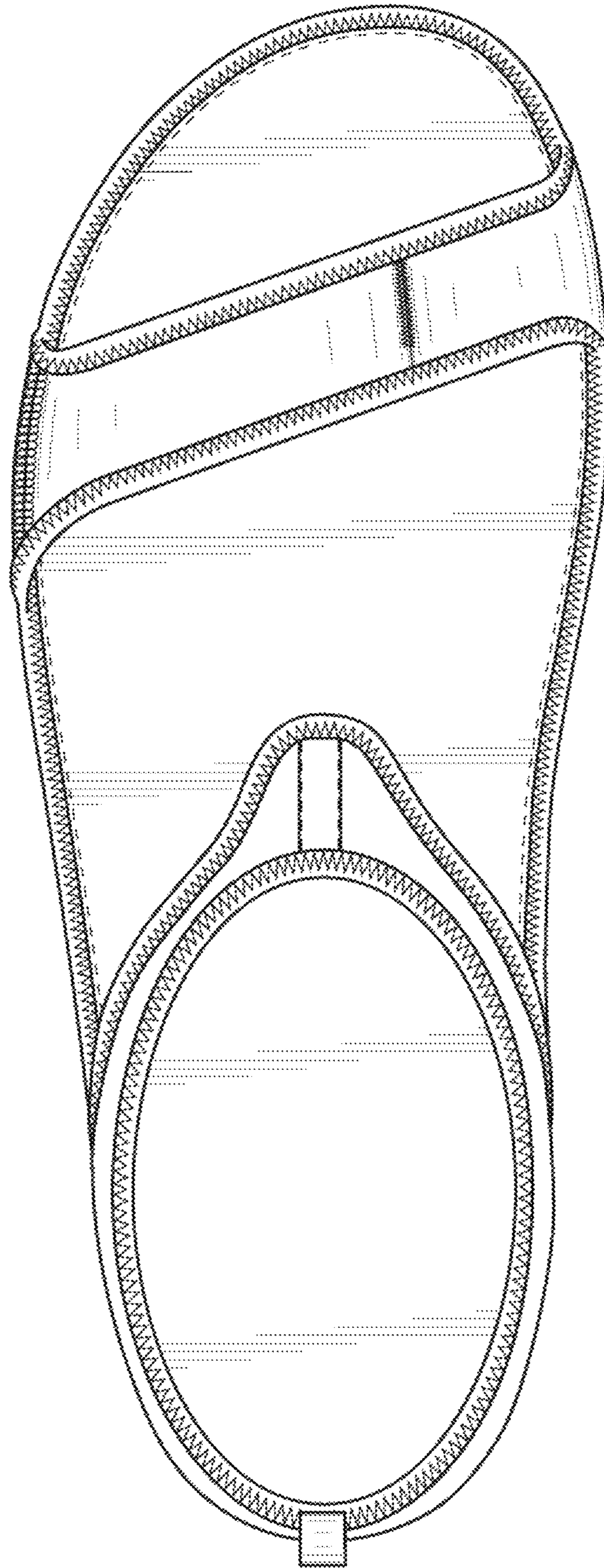
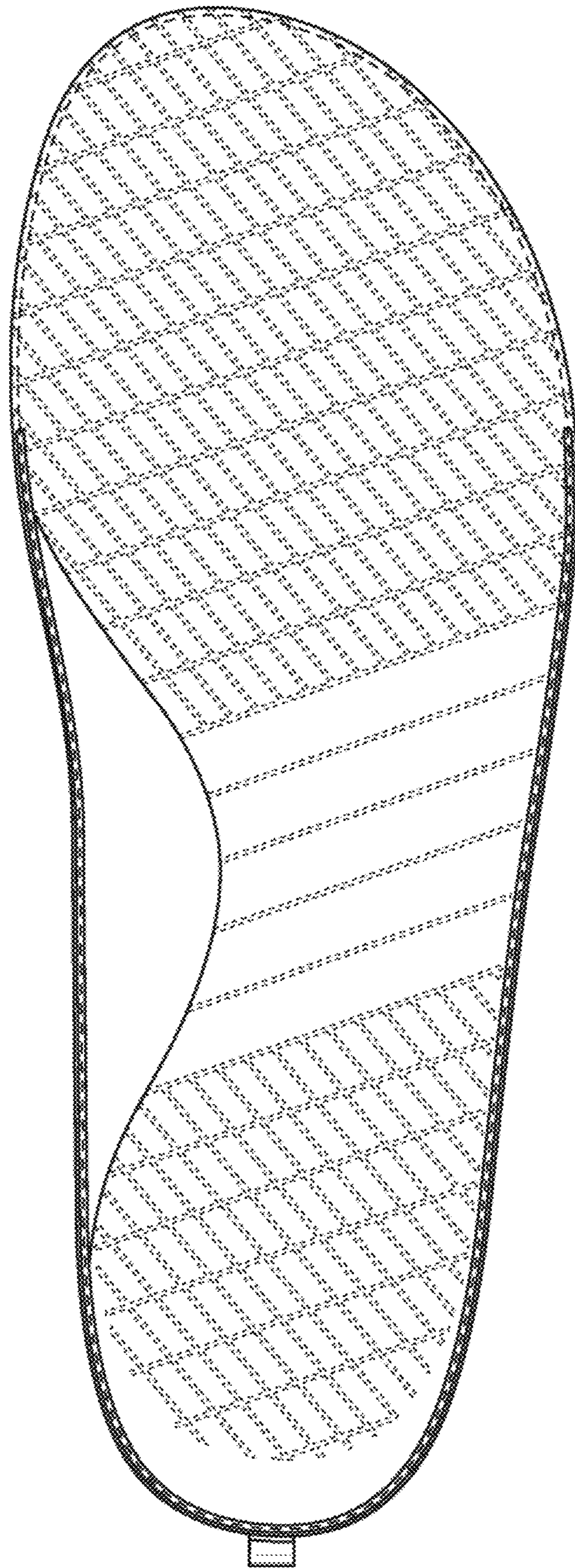


FIG. 5

**FIG. 6**





**FIG. 7**