



US00D950871S

(12) **United States Design Patent** (10) **Patent No.:** **US D950,871 S**
Tuman et al. (45) **Date of Patent:** **** May 3, 2022**

(54) **SURFACE PATTERN ON SPONGE**

(71) Applicant: **3M INNOVATIVE PROPERTIES COMPANY**, St. Paul, MN (US)

(72) Inventors: **Scott J. Tuman**, Woodbury, MN (US);
Louis D. Hibbard, Eagan, MN (US);
John L. Thiele, Newport, MN (US);
Kyle C. Bryson, Woodbury, MN (US);
Mark W. Baldwin, Woodbury, MN (US)

(73) Assignee: **3M Innovative Properties Company**, St. Paul, MN (US)

(**) Term: **15 Years**

(21) Appl. No.: **29/717,856**

(22) Filed: **Dec. 19, 2019**

(51) **LOC (13) Cl.** **07-05**

(52) **U.S. Cl.**
USPC **D32/40**

(58) **Field of Classification Search**
USPC D32/40-43, 50-51
CPC A47L 13/16; A47L 25/00; A47L 13/20
See application file for complete search history.

(56) **References Cited**

U.S. PATENT DOCUMENTS

5,213,588	A	5/1993	Wong	
D429,861	S *	8/2000	Denney	D32/40
D435,710	S *	12/2000	Denney	D32/40
D506,299	S *	6/2005	Chumley	D28/63
7,384,591	B2	6/2008	Berenstein	
D582,618	S *	12/2008	Caruso	D32/40
7,517,556	B2	4/2009	Johnson	
D604,469	S *	11/2009	Rolstad	D32/40
7,629,043	B2 *	12/2009	Lindsay	A47L 13/16 428/316.6
D610,753	S *	2/2010	Moskowitz	D30/158
7,829,478	B2	11/2010	Johnson	
D657,512	S *	4/2012	Wildeman	D32/40

D659,327	S *	5/2012	Davis	D32/43
8,343,882	B2	1/2013	Johnson	
D708,805	S *	7/2014	Mehdizadeh	D32/40
D709,261	S *	7/2014	Guyaux	D32/40
D732,781	S *	6/2015	Gimbel	D32/40
D846,214	S *	4/2019	Althaus	D32/40
D850,041	S *	5/2019	Endle	D32/40

(Continued)

FOREIGN PATENT DOCUMENTS

CN	305335521	*	9/2019
IN	285355-0001	*	8/2017

OTHER PUBLICATIONS

Scotch Brite Scrub Dots Heavy Duty Sponge, Amazon date first available May 18, 2017, site visited Aug. 24, 2021, https://www.amazon.com/Scotch-Brite-Scrub-Heavy-Sponge-Sponges/dp/B0711YCK62/ref=asc_df_B0711YCK62/?...*

Primary Examiner — John R Yeh

(74) *Attorney, Agent, or Firm* — Ann K. Gallagher

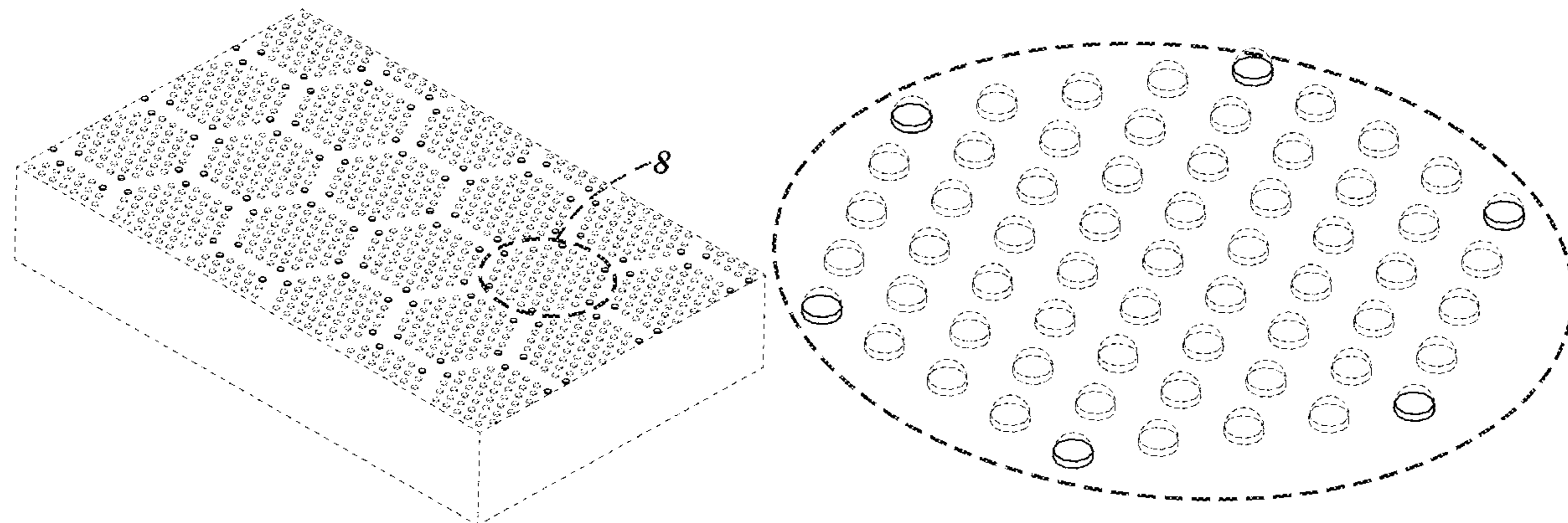
(57) **CLAIM**

The ornamental design for a surface pattern on sponge, as shown and described.

DESCRIPTION

FIG. 1 is a perspective view of a surface pattern on sponge showing the new design;
FIG. 2 is a top view thereof;
FIG. 3 is a bottom view thereof;
FIG. 4 is a right side view thereof;
FIG. 5 is a left side view thereof;
FIG. 6 is a front view thereof;
FIG. 7 is a rear view thereof; and,
FIG. 8 is an enlarged view of a section of FIG. 1.
The portions of the surface pattern on sponge in FIGS. 1-8 shown in broken lines are included to show features that form no part of the claimed design.

1 Claim, 3 Drawing Sheets



(56)

References Cited

U.S. PATENT DOCUMENTS

D866,891 S * 11/2019 Carlson D32/40
D866,893 S * 11/2019 Hunt D32/40
D880,796 S * 4/2020 Baldwin D32/40
D912,352 S * 3/2021 Bender D32/40
2003/0121530 A1 7/2003 Borgonjon
2005/0260390 A1* 11/2005 Croft A61K 8/0208
428/196
2005/0273958 A1* 12/2005 Dillon A47L 13/16
15/104.93
2014/0245552 A1* 9/2014 Sharifi D04H 1/46
15/104.93
2015/0059111 A1* 3/2015 Gibis A47L 13/52
15/118
2018/0153368 A1* 6/2018 Gonzales B08B 3/04
2021/0213701 A1* 7/2021 Corn B32B 37/1207
2021/0251458 A1* 8/2021 Consolo B32B 3/30

* cited by examiner

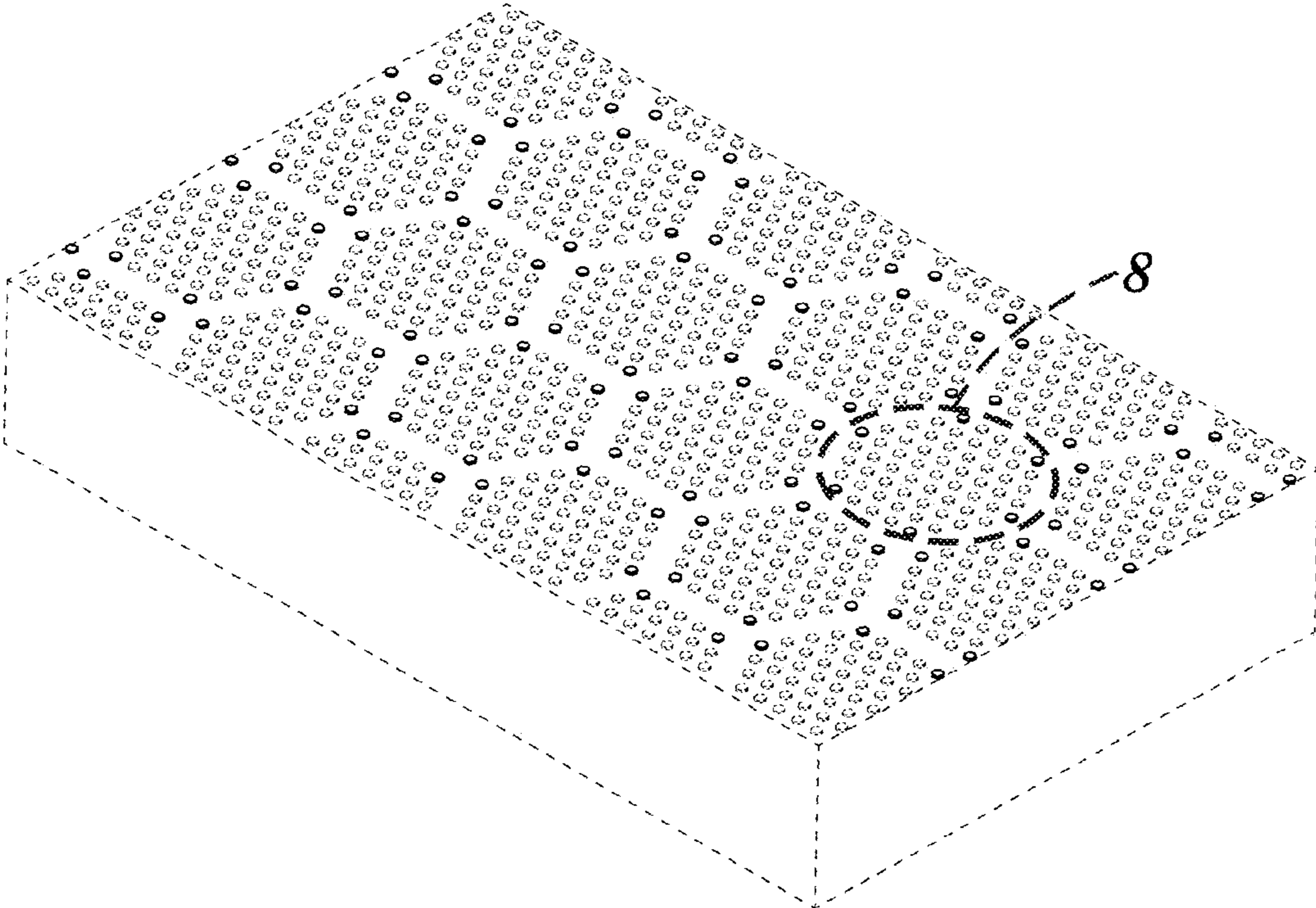


Fig. 1




Fig. 2



Fig. 3




Fig. 4




Fig. 5




Fig. 6




Fig. 7

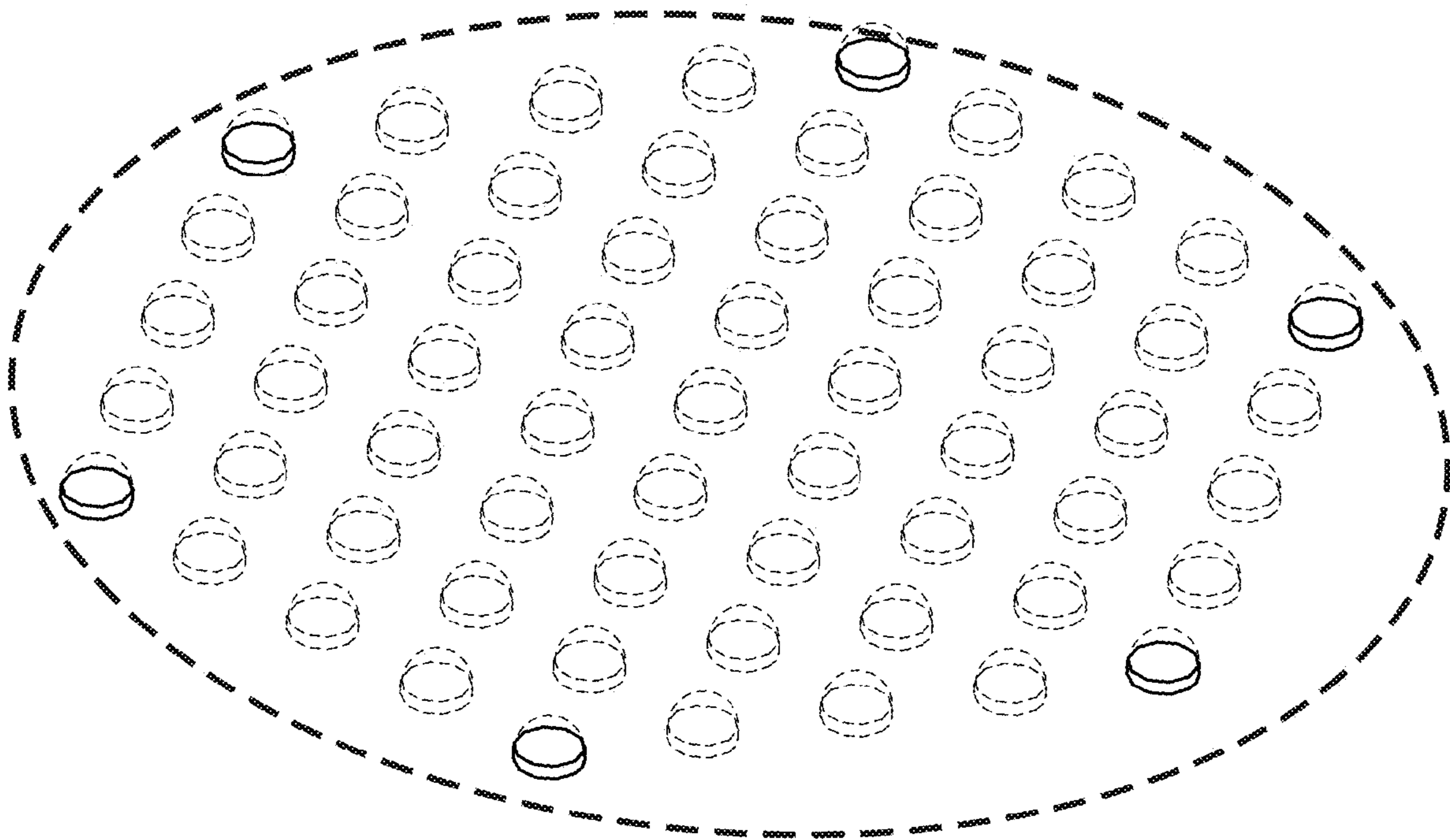


Fig. 8